



ORDINARY COUNCIL MEETING

MINUTES

**The Ordinary Meeting of Council was held
in the Dampier Community Hall, Dampier
on Monday, 15 February 2016**

A handwritten signature in black ink, appearing to read 'Chris Adams', is positioned above a horizontal line.

**CHRIS ADAMS
CHIEF EXECUTIVE OFFICER**



No responsibility whatsoever is implied or accepted by the City of Karratha for any act, omission or statement or intimation occurring during Council or Committee Meetings. The City of Karratha disclaims any liability for any loss whatsoever and howsoever caused arising out of reliance by any person or legal entity on any such act, omission or statement or intimation occurring during Council or Committee Meetings.

Any person or legal entity who acts or fails to act in reliance upon any statement, act or omission made in a Council or Committee Meeting does so at that persons or legal entity's own risk.

In particular and without derogating in any way from the broad disclaimer above, in any discussion regarding any planning application or application for a license, any statement or intimation of approval made by any member or Officer of the City of Karratha during the course of any meeting is not intended to be and is not taken as notice of approval from the City of Karratha.

The City of Karratha warns that anyone who has any application lodged with the City of Karratha must obtain and should only rely on

WRITTEN CONFIRMATION

of the outcome of the application, and any conditions attaching to the decision made by the City of Karratha in respect of the application.

Signed: 
Chris Adams - Chief Executive Officer

DECLARATION OF INTERESTS (NOTES FOR YOUR GUIDANCE) (updated 13 March 2000)

A member who has a **Financial Interest** in any matter to be discussed at a Council or Committee Meeting, which will be attended by the member, must disclose the nature of the interest:

- (a) In a written notice given to the Chief Executive Officer before the Meeting or;
- (b) At the Meeting, immediately before the matter is discussed.

A member, who makes a disclosure in respect to an interest, must not:

- (c) Preside at the part of the Meeting, relating to the matter or;
- (d) Participate in, or be present during any discussion or decision-making procedure relative to the matter, unless to the extent that the disclosing member is allowed to do so under Section 5.68 or Section 5.69 of the *Local Government Act 1995*.

NOTES ON FINANCIAL INTEREST (FOR YOUR GUIDANCE)

The following notes are a basic guide for Councillors when they are considering whether they have a **Financial Interest** in a matter. I intend to include these notes in each agenda for the time being so that Councillors may refresh their memory.

1. A Financial Interest requiring disclosure occurs when a Council decision might advantageously or detrimentally affect the Councillor or a person closely associated with the Councillor and is capable of being measure in money terms. There are exceptions in the *Local Government Act 1995* but they should not be relied on without advice, unless the situation is very clear.
2. If a Councillor is a member of an Association (which is a Body Corporate) with not less than 10 members i.e. sporting, social, religious etc), and the Councillor is not a holder of office of profit or a guarantor, and has not leased land to or from the club, i.e., if the Councillor is an ordinary member of the Association, the Councillor has a common and not a financial interest in any matter to that Association.
3. If an interest is shared in common with a significant number of electors or ratepayers, then the obligation to disclose that interest does not arise. Each case needs to be considered.
4. If in doubt declare.
5. As stated in (b) above, if written notice disclosing the interest has not been given to the Chief Executive Officer before the meeting, then it **MUST** be given when the matter arises in the Agenda, and immediately before the matter is discussed.
6. Ordinarily the disclosing Councillor must leave the meeting room before discussion commences. The **only** exceptions are:
 - 6.1 Where the Councillor discloses the **extent** of the interest, and Council carries a motion under s.5.68(1)(b)(ii) or the *Local Government Act*; or
 - 6.2 Where the Minister allows the Councillor to participate under s5.69 (3) of the *Local Government Act*, with or without conditions.

INTERESTS AFFECTING IMPARTIALITY

DEFINITION: *An interest that would give rise to a reasonable belief that the impartiality of the person having the interest would be adversely affected, but does not include an interest as referred to in Section 5.60 of the 'Act'.*

A member who has an **Interest Affecting Impartiality** in any matter to be discussed at a Council or Committee Meeting, which will be attended by the member, must disclose the nature of the interest;

- (a) in a written notice given to the Chief Executive Officer before the Meeting; or
- (b) at the Meeting, immediately before the matter is discussed.

IMPACT OF AN IMPARTIALITY CLOSURE

There are very different outcomes resulting from disclosing an interest affecting impartiality compared to that of a financial interest. With the declaration of a financial interest, an elected member leaves the room and does not vote.

With the declaration of this new type of interest, the elected member stays in the room, participates in the debate and votes. In effect then, following disclosure of an interest affecting impartiality, the member's involvement in the Meeting continues as if no interest existed.

TABLE OF CONTENTS

ITEM	SUBJECT	PAGE NO
1	OFFICIAL OPENING	5
2	PUBLIC QUESTION TIME.....	5
3	RECORD OF ATTENDANCE / APOLOGIES / LEAVE OF ABSENCE	5
4	DECLARATIONS OF INTEREST	6
5	PETITIONS/DEPUTATIONS/PRESENTATIONS.....	6
6	CONFIRMATION OF MINUTES AND BUSINESS ARISING FROM MINUTES OF PREVIOUS MEETINGS.....	6
7	ANNOUNCEMENTS BY PERSON PRESIDING WITHOUT DISCUSSION	7
8	EXECUTIVE SERVICES.....	9
9	CORPORATE SERVICES	11
9.1	FINANCIAL STATEMENT FOR PERIOD ENDING 31 DECEMBER 2015.....	11
9.2	LIST OF ACCOUNTS DECEMBER 2015	31
9.3	CODE OF CONDUCT REVIEW	53
9.4	POLICY REVIEW - CE-9 COMMUNITY ENGAGEMENT	57
9.5	POLICY REVIEW - LOCAL GOVERNMENT ACCOUNTING DIRECTIONS	61
10	COMMUNITY SERVICES	65
10.1	REQUEST TO CALL TENDERS – PERMANENT SHADE STRUCTURES.....	65
11	DEVELOPMENT SERVICES.....	69
11.1	PROPOSED REGIONAL IMPROVEMENT PLAN: MAITLAND STRATEGIC INDUSTRIAL AREA AND MINOR AMENDMENT TO THE ANKETELL STRATEGIC INDUSTRIAL AREA IMPROVEMENT PLAN	69
11.2	DEVELOPMENT PLAN FOR NICKOL WEST PARK EXPANSION	75
11.3	PROPOSED REZONING OF THE WESTERN PORTION OF BULGARRA FROM RESIDENTIAL R30 TO RESIDENTIAL R40.....	81
11.4	CONSIDERATION OF SUBMISSIONS ON AMENDMENT 41 AND REQUEST TO ADOPT FOR FINAL APPROVAL.....	87
12	STRATEGIC PROJECTS & INFRASTRUCTURE	91
12.1	RECONSIDERATION OF MATTERS PERTAINING TO THE PILBARA REGIONAL COUNCIL - REGIONAL GREEN WASTE PROCESSING CONTRACT	91
13	ITEMS FOR INFORMATION ONLY.....	95

13.1	REGISTER OF DOCUMENTS STAMPED WITH THE CITY OF KARRATHA COMMON SEAL.....	96
13.2	NON STATUTORY DONATIONS FOR PERIOD ENDING 31 JANUARY 2016.....	97
13.3	MONTHLY BUILDING STATISTICS.....	99
13.4	PLANNING DECISIONS ISSUED 01 JANUARY TO 31ST JANUARY 2016.....	102
13.5	MONTHLY ENVIRONMENTAL HEALTH STATISTICS.....	106
13.6	MONTHLY RANGER STATISTICS	108
13.7	ECONOMIC DEVELOPMENT UPDATE.....	110
13.8	WASTE SERVICES DATA	116
13.9	COMMUNITY SERVICES UPDATE.....	120
13.10	CLEANSWEEP TASKFORCE REPORT JULY TO DECEMBER 2015	129
13.11	ROLL OUT OF NATIONAL BROADBAND NETWORK WITHIN THE CITY OF KARRATHA.....	131
13.12	STATE BLACKSPOT FUNDING APPLICATION	133
13.13	KARRATHA AIRPORT LIQUOR LICENSING REVIEW	135
13.14	INTERSECTION OF SEARIPPLE ROAD, KARRATHA TERRACE AND WELLARD WAY	136
14	MOTIONS OF WHICH PREVIOUS NOTICE HAS BEEN GIVEN.....	137
15	QUESTIONS BY MEMBERS OF WHICH DUE NOTICE HAS BEEN GIVEN	137
16	URGENT BUSINESS APPROVED BY THE PERSON PRESIDING OR BY DECISION.....	137
17	MATTERS BEHIND CLOSED DOORS	139
	CONFIDENTIAL ATTACHMENTS TO ITEM 12.1 RECONSIDERATION OF MATTERS PERTAINING TO THE PILBARA REGIONAL COUNCIL - REGIONAL GREEN WASTE PROCESSING CONTRACT	139
17.1	CONFIDENTIAL ITEM – PENALTY INTEREST WRITE OFF KUNUNURRA PROPERTIES PTY LTD	141
17.2	CONFIDENTIAL ITEM - CLEANING SERVICES TENDER ASSESSMENT AND REVIEW	143
17.3	CONFIDENTIAL ITEM - RECYCLED WATER SUPPLY AGREEMENT	145
18	CLOSURE & DATE OF NEXT MEETING	147

AGENDA

1 OFFICIAL OPENING

The Ordinary Meeting of Council held in the Dampier Community Hall, Dampier on Monday, 15 February 2016 was declared open at 6.30 pm. Cr Long acknowledged the traditions of the Ngarluma people, on whose land we are gathered here today.

2 PUBLIC QUESTION TIME

Nil.

3 RECORD OF ATTENDANCE / APOLOGIES / LEAVE OF ABSENCE

Councillors:

- Cr Peter Long [Mayor]
- Cr John Lally [Deputy Mayor]
- Cr Garry Bailey
- Cr Margaret Bertling
- Cr Grant Cucel
- Cr Geoff Harris
- Cr Bart Parsons
- Cr Daniel Scott
- Cr Evette Smeathers
- Cr Robin Vandenberg
- Cr Fiona White-Hartig

Staff:

Chris Adams	Chief Executive Officer
Phillip Trestrail	Director Corporate Services
Andrew Ward	Director Community Services
David Pentz	Director Development Services
Simon Kot	Director Strategic Projects & Infrastructure
Linda Franssen	Minute Secretary

Apologies: Nil

Absent: Nil

Leave of Absence: Nil

Members of Public: Nil

Members of Media: Alicia Perera, Pilbara News

4 DECLARATIONS OF INTEREST

Cr White-Hartig declared an interest in the following items:

- Financial interest in Item 10.1 Request to Call Tenders – Permanent Shade Structures as Cr White-Hartig's spouse is employed by RioTinto.
- Financial interest in Item 11.1 Proposed Regional Improvement Plan: Maitland Strategic Industrial Area and Minor Amendment to the Anketell Strategic Industrial Area Improvement Plan as Cr White-Hartig's spouse is employed by RioTinto.

5 PETITIONS/DEPUTATIONS/PRESENTATIONS

Nil.

6 CONFIRMATION OF MINUTES AND BUSINESS ARISING FROM MINUTES OF PREVIOUS MEETINGS

OFFICER'S RECOMMENDATION / COUNCIL RESOLUTION

Res No : 153367
MOVED : Cr Smeathers
SECONDED : Cr Harris

That the Minutes of the Ordinary Meeting of Council held on Wednesday, 27 January 2016, be confirmed as a true and correct record of proceedings.

CARRIED

FOR : Cr Long, Cr Lally, Cr Bailey, Cr Bertling, Cr Cucel, Cr Harris, Cr Parsons, Cr Scott, Cr Smeathers, Cr Vandenberg, Cr White-Hartig
AGAINST : Nil

7 ANNOUNCEMENTS BY PERSON PRESIDING WITHOUT DISCUSSION

14/01/2016 - Murujuga Aboriginal Corporation Catch-up
15/01/2016 - Meeting with Hon Ken Baston MLC & Hon Mark Lewis MLC
18/01/2016 - Meeting with Peter Jatrovska
20/01/2016 - Meeting with Lance van Drunick - General Manager Doric
20/01/2016 - Meeting with Kim Loxton
21/01/2016 - Meeting with Hon Colin Holt MLC
21/01/2016 - National Party Sundowner
22/01/2016 - Meeting with Ngarliyarndu Bindirri Aboriginal Corporation
26/01/2016 - Australia Day Awards Ceremony
26/01/2016 - Citizenship Ceremony
27/01/2016 - Meeting with Woodside
27/01/2016 - Ordinary Council Meeting
28/01/2016 - Meeting with Yindjibarndi Aboriginal Corporation
28/01/2016 - Meeting with Ngarliyarndu Bindirri Aboriginal Corporation
28/01/2016 - Meeting with Ngarluma Yindjibarndi Foundation
28/01/2016 - Meeting with David Walker
29/01/2016 - Meeting with Jolleen Hicks

8 EXECUTIVE SERVICES

Nil.

9 CORPORATE SERVICES

9.1 FINANCIAL STATEMENT FOR PERIOD ENDING 31 DECEMBER 2015

File No:	FM.19
Responsible Executive Officer:	Director Corporate Services
Reporting Author:	Assistant Management Accountant
Date of Report:	19 January 2016
Applicant/Proponent:	Not applicable
Disclosure of Interest:	Nil
Attachment(s):	Nil

PURPOSE

To provide a summary of Council's financial position for the period ending 31st December 2015.

BACKGROUND

The following table is a summary of the Financial Activity Statement Report compared to the Budget as at 31st December 2015:

2015-2016	Original Budget	Amended Budget	Year to Date Budget	Year To Date Actual	YTD Variance	Impact on Surplus
Operating Revenue (incl. Rates)	123,816,770	119,299,933	82,420,205	82,110,928	(309,277)	↓
Operating Expense	(81,653,530)	(81,974,981)	(38,343,197)	(40,725,202)	(2,382,005)	↓
Non Operating Rev	28,073,997	34,922,423	3,641,424	16,952,837	13,311,413	↑
Non Operating Exp	(86,916,716)	(87,382,626)	(36,483,241)	(35,742,089)	741,152	↑
Non Cash Items Included	11,107,814	11,196,314	5,581,240	8,729,678	3,148,438	↑
Unrestricted Surplus BFWD 14/15	1,434,330	63,450	63,450	63,450	0	
Restricted Balance BFWD 14/15 - PUPP	12,499,009	12,208,160	12,208,160	12,208,160	0	
Restricted Balance - PUPP	8,332,673	8,332,673	8,332,673	8,332,673	0	
Surplus/(Deficit) 15/16	29,001	0	20,755,368	35,265,090	14,509,722	↑

The restricted balance referred to in the preceding table and throughout this report comprises PUPP service charges levied in 2014/15 and pending payment as at 30 June 2015 (either by instalment options or outstanding).

This table shows that Council is currently in an unrestricted surplus position of \$35.2m, a variance of \$14.5m above the budgeted year to date surplus position of \$20.7m.

The following variances (greater than \$250K) contribute significantly to the total YTD variance shown in the above table:

Operating Revenue	
(1,286,697)	▼ Under budget in Contributions - Effluent System Upgrades- WC funding claimed following installation of spine main, first claim made, second to be made January. Cash flow to be updated Mar Budget review.
Operating Expenditure	
(4,230,915)	▼ Over budget in Depreciation in Works, Waste Services and Recreation Facilities- due to increase in Infrastructure values from 14/15 revaluation.
(472,746)	▼ Over budget in Less Allocated To Works- Tech Services
(378,079)	▼ Over budget in WM - Less Allocated To Works
253,279	▲ Under budget in Trade/Commercial Refuse Collection
258,739	▲ Under budget in Screening And Security- Underspend due to timing issue. MSS invoice for December received 15/1/16
261,143	▲ Under budget in Rubbish Collection Parks, Open Spaces & Events
Non-Operating Revenue	
5,970,383	▲ Over budget in Transfer from Partnership Reserve- Payment of 15/16 Pindan progress claims for DCH earlier than budgeted.
2,859,623	▲ Over budget in Transfer From Carry Forward Budget Reserve- Transfer of Advance payment of Financial Assistance Grant and Effluent Upgrade expenditure.
1,455,578	▲ Over Budget in Transfer From Carry Forward Reserve-Effluent Upgrade- payment earlier than budgeted.
(551,123)	▼ Under budget in Transfer from Community Development Reserve- Adjustment to Non Statutory Donations for 14/15 & pending transfer for associated expenditure.
Non Operating Expenditure	
1,250,807	▲ Under budget in DCH Capital-Buildings- Contractor progress claims slightly behind schedule, not all consultant invoices received and processed in December. Cash flow to be updated Mar Budget review
900,348	▲ Under budget in Karratha Airport Terminal Expansion Project- November progress claim not processed to December as anticipated. Cash flow to be updated Mar Budget review
(2,038,466)	▼ Over budget in Transfer to Pilbara Underground Power Reserve-Timing differences in transfers to PUPP reserve - transfer of payments received to date

Further detail on these variances is included later in this report in the variance commentary by Program for the Rate Setting Statement.

FINANCIAL MANAGEMENT SUMMARY

Financial Ratios

Ratio	Description of Ratio/Indicative Target Ranges provided by Dept. of Local Government	Original Budget 2015/16	YTD Budget 2015/16	YTD Actual Result	Variance Description
Operating Sustainability					
Operating Surplus Ratio	An indicator of the extent to which revenue raised not only covers operational expenses, but also provides for capital funding				An Operating Surplus Ratio in excess of 15% indicates a strong financial position and that advanced standard is being achieved. The Operating Surplus Ratio is below budget due to higher than anticipated operating expenditure to date.
	Operating Surplus (excl. capital grants & contributions)/Own Source Revenue	30,238,499	31,156,512	31,081,063	
	Minimum Target between 0% and 15%	90,042,700	63,723,976	63,895,868	
		33.6%	48.9%	48.6%	
Asset Sustainability Ratio	An approximation of the extent to which assets managed by a local government are being replaced as these reach the end of their useful life				The Asset Sustainability Ratio is lower than the YTD budget due to higher than expected Depreciation, specifically in Roads and Streets. This is due to an increase in value due to the recent revaluation of Infrastructure Assets.
	Capital Renewal and Replacement Expenditure/Depreciation	8,731,491	5,922,357	5,966,040	
		11,116,452	5,557,632	9,788,547	
	Target - Greater than 0.90	0.79	1.07	0.61	
Own Source Revenue Ratio	An indicator of a local government's ability to cover its costs through its own tax and revenue efforts				An own source revenue coverage ratio greater than 90% indicates an advanced standard is being achieved. This variance is primarily due to operating expenses above YTD budget.
		90,042,700	63,723,976	63,895,868	
	Own Source Operating Revenue/Operating Expenses	81,653,530	38,343,197	40,725,202	
	Target - Greater than or equal to 0.40	1.10	1.66	1.57	
Liquidity Ratios					
Current Ratio	A measure of a local government's liquidity and its ability to meet its short term financial obligations from unrestricted current assets	-			The current ratio is unable to be calculated on a YTD budgeted basis due to the nature of its components being budgeted annually. The YTD actual ratio is the result of significant current assets including outstanding rates and service charges levied (PUPP) in the previous and current financial year. A current Ratio excluding outstanding PUPP service charge amounts would result in a Current Ratio equal to 7.35
	Current Assets less Restricted Assets/Current Liabilities less liabilities associated with Restricted assets	30,313,668	Not	49,696,400	
		126,069	Applicable	5,355,344	
	Target - greater than or equal to 1	240.45		9.28	
Debt Ratios					
Debt Service Cover Ratio	An indicator of a local government's ability to generate sufficient cash to cover its debt payments				A debt service cover ratio greater than 5 indicates an advanced standard is being achieved. Original Budget, YTD Budget and YTD actuals result in a ratio in excess of 10 due to Council having no budgeted or actual debt.
	Operating surplus before interest expense and depreciation/Principal and interest Expense	30,238,499	36,714,144	31,081,063	
		0	0	0	
	Target - more than 2- The higher the better	>10	>10	>10	

Statement of Financial Position

	2015 December	2015 November	% change
Current			
Assets	131,935,102	137,858,097	-4.30%
Liabilities	9,304,777	12,215,072	-23.83%
Non Current			
Assets	742,108,147	740,088,863	0.27%
Liabilities	705,663	705,663	0.00%
Net Assets	864,032,809	865,026,225	

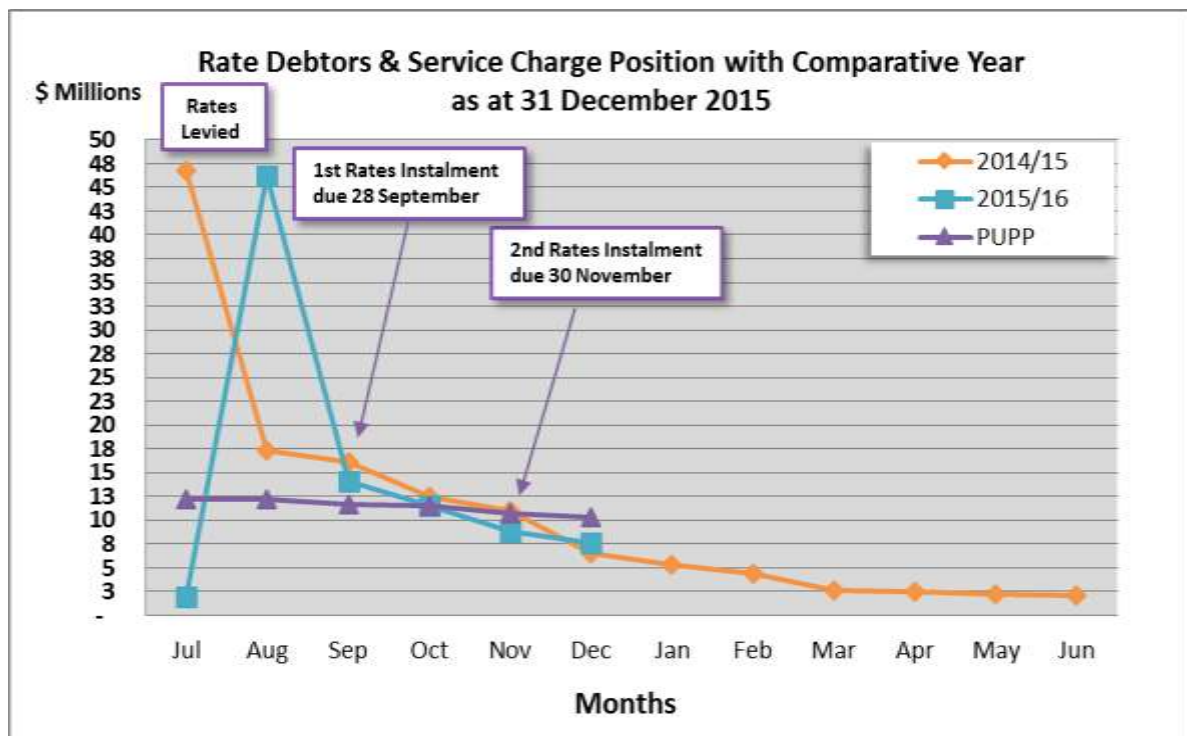
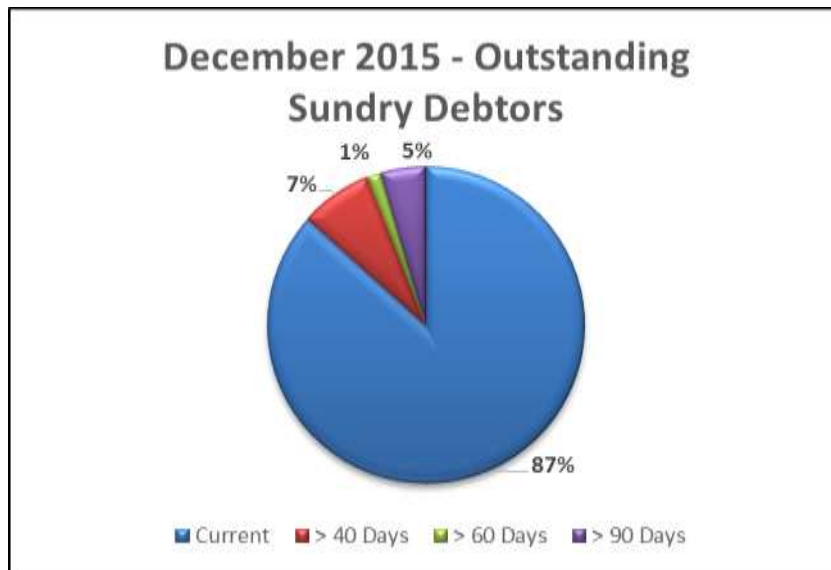
Total Current Assets have decreased by 4.30% from November to December due to a decrease in unrestricted cash for the payment of high value supplier invoices. Current Liabilities have decreased by 23.83% from November to December due to the payment of high value supplier invoices, in particular those relating to the progress payments for the Dampier Community Hub. Non-Current Assets have increased by 0.27% due to the progression of the Dampier Community Hub. Non-Current Liabilities remain unchanged from November.

Debtors Schedule

The following table shows Trade Debtors which have been outstanding over 40, 60 and 90 days at the end of December. The table also includes total Rates and Pilbara Underground Power (PUPP) Service Charges outstanding.

	2015 December	2015 November	Change %	Of Current Total %
Non Rate Debtors				
Current	6,128,216	3,737,046	64%	87%
> 40 Days	523,184	418,246	25%	7%
> 60 Days	101,057	270,828	-63%	1%
> 90 Days	322,888	221,175	46%	5%
Total	7,075,344	4,647,295	52%	100%
Rates Debtors				
Total	7,632,419	8,867,836	-14%	100%
PUPP Debtors				
Total	10,319,771	10,731,871	-4%	100%

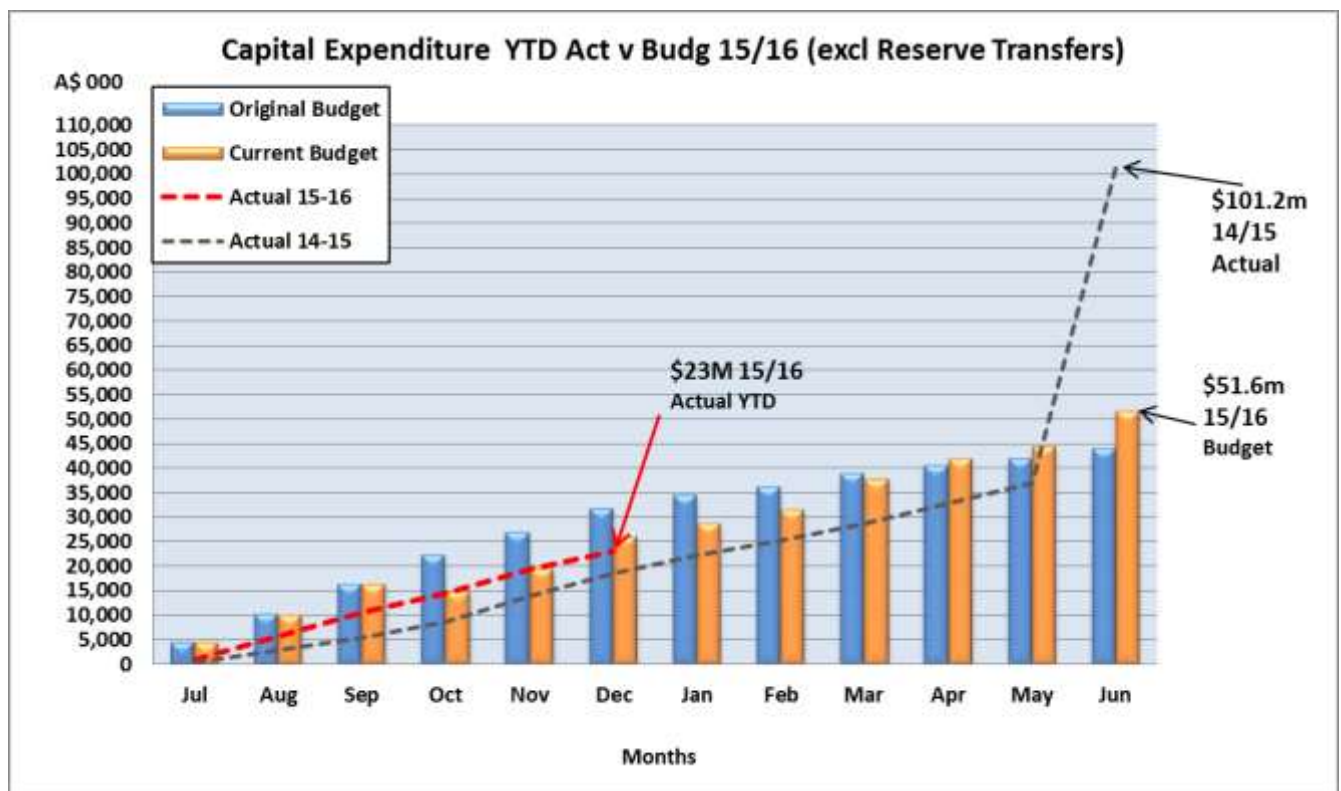
The balance of outstanding PUPP charges has decreased from November 2015. PUPP payments have been made on 97.5% of properties, with 75.1% paid in full and 24.9% paying by instalments.



Total Debtors increased by 52% or \$2.4M, primarily due to an increase in the amount of new invoices payable raised. Collection of outstanding debts greater than 40 Days continued in line with Council policy. The following table shows outstanding balances for each ageing period for Trade Debtor balances in excess of \$5,000.

Debtor	40 Days	60 Days	>90 Days	Comments
Alliance Airlines Pty Ltd	\$ 146,496.45	\$ 90,291.81	\$ 151,073.17	Letter of Demand sent 02/11/2015. Payment received 8 Jan and 15 Jan for 60 days and 90 days amounts.
Department Of Education	\$ 206,092.00	\$ -	\$ -	Karratha Leisureplex Joint Agreement
Department of Infrastructure & Regional Development	\$ -	\$ -	\$ 30,000.00	RDAF Funding
Frank Smith	\$ -	\$ -	\$ 41,593.20	Demolition charges for removal of damaged property after TC Christine. Charges have been registered against the property with the Registrar of Titles. Property is currently for sale and these costs will be recovered at settlement. Keystart advised the matter is still under deliberation between Keystart Management and the agent involved in the sale.
Karratha Country Club Inc	\$ -	\$ -	\$ 11,751.78	Annual membership subscriptions 2014, new management have taken over and have appointed Northwest Accountancy to handle the financial dealing of the Club, a payment schedule will be provided once they have assessed the situation.
Star Struck Drama Workshops	\$ -	\$ -	\$ 8,571.58	Community Centre Hire - Letter of Demand sent 13/11/2014 by CS Legal. General Procedure Claim served 06/03/2015. Beyond Debt advised CS Legal on the 04/12/2015 that they are processing a Part IX Debt Agreement, this should be finalised by the end of December.

Capital Expenditure



The Council’s 2015/16 Capital Expenditure budget is \$51.6 million, the majority of which is associated with major projects including Dampier Community Hub, Karratha Airport terminal upgrade and infrastructure improvements. The following table shows that Council is currently 11% below budget in capital expenditure year to date.

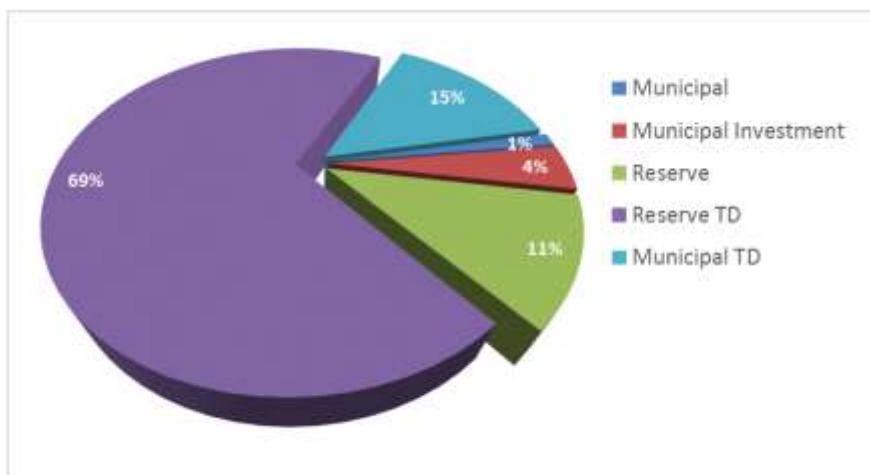
Asset Class	YTD			Annual	
	YTD Amended Budget	YTD Actual	Variance %	Annual Orig Budget	Annual Amend Budget
	31-Dec-15			30-Jun-16	
Land	0	0	0%	0	0
Artwork	0	0	0%	0	0
Buildings	15,066,876	12,383,331	-18%	24,246,861	24,054,904
Equipment	44,655	64,891	45%	117,500	44,655
Furn & Equip	74,926	18,250	-76%	386,026	371,026
Plant	1,349,134	1,292,718	-4%	3,399,000	2,997,134
Infrastructure	9,505,462	9,318,285	-2%	15,903,573	24,221,993
Totals	26,041,053	23,077,475	-11%	44,052,960	51,689,712

Further detail on these variances is included later in this report in the variance commentary by Program for the Rate Setting Statement.

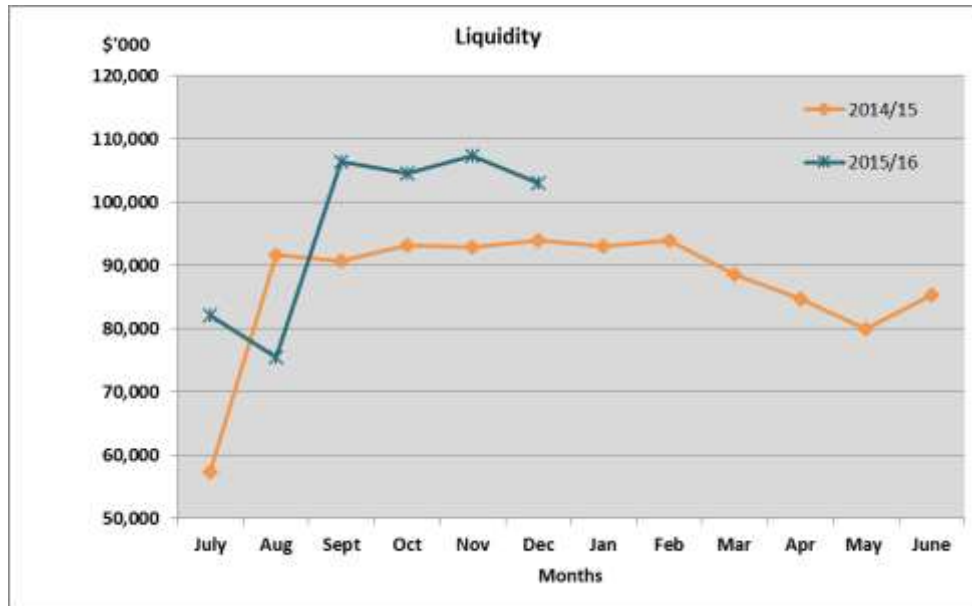
Cash and Investments

Institution	Accounts	Balance 31 December 2015	Interest %	Investment Term	Maturity
WBC	Maxi Cash Reserve	11,665,127	1.70	At Call	
NAB	Reserve Term Deposits	5,032,955	2.97	3 months	Jan-16
NAB	Reserve Term Deposits	5,030,585	3.05	6 months	Jun-16
NAB	Reserve Term Deposits	5,267,344	2.95	5 months	Mar-16
NAB	Reserve Term Deposits	5,008,356	3.05	6 months	Jun-16
Bankwest	Reserve Term Deposits	10,014,205	3.05	3 months	Mar-16
ANZ	Reserve Term Deposits	40,230,129	3.00	3 months	Jan-16
ANZ	Muni Term Deposits	15,086,298	3.00	3 months	Jan-16
WBC	Municipal (Transactional)	1,298,983	1.51	At Call	
WBC	Maxi Cash Municipal	4,465,000	1.85	At Call	
N/A	Cash on Hand	17,905	0.00		
	Total	103,116,888			

* The balance of all Term Deposits includes interest accrued to 31 December 2015.



The Reserve Bank cash rate (overnight money market interest rate) remained unchanged at 2% during November. The Municipal funds held with Westpac Bank continue to earn 1.51% interest on balances between \$1,000,000 and \$5,000,000 in the everyday account and 1.85% on the Maxi-Direct Muni Account to maximise interest earnings. One investment matured during December and was re-invested with the accrued interest with ANZ for a further 6 months at an interest rate of 3.05%. New term deposits were opened in December, one for \$5M with ANZ for a period of 6 months at 3.05% and the other for \$10M with Bankwest for a period of 3 months at 3.05%.



The liquidity graph for 2015/16 demonstrates a decrease in liquidity from November. This decrease is due to the payment of high value supplier invoices, including progress payments for the Dampier Community Hub, Arts and Community Precinct and the Effluent Upgrade project.

The financial statements for the reporting period are provided as an attachment in the form of:

- Rate Setting Statement;
- Operating Revenue and Expenses Variance Commentary by Nature & Type;
- Operating and Capital Variance Commentary by Program Area;
- Net Current Asset Position;
- Statement of Financial Position (Balance Sheet);
- Cash and Cash Equivalent Note;
- Schedule of Divisional Financial Activity.

LEVEL OF SIGNIFICANCE

Financial integrity is essential to the operational viability of the Council but also as the custodian of community assets and service provision. An ability to monitor and report on financial operations, activities and capital projects is imperative to ensure that financial risk is managed at acceptable levels of comfort.

The ability for the City of Karratha to remain financially sustainable is a significant strategy for a region that is continually under pressure from the resources industry, private enterprise and State Government obligations for the ongoing development of infrastructure and services.

COUNCILLOR/OFFICER CONSULTATION

Executives and Management have been involved in monthly reviews of their operational and departmental budgets and notifying the Financial Services team of trends and variances arising from their operational areas.

COMMUNITY CONSULTATION

No community consultation is required.

STATUTORY IMPLICATIONS

In accordance with the *Local Government Act 1995* and *Local Government (Financial Management) Regulations 1996*, a Statement of Financial Activity is required to be presented to Council as a minimum requirement.

Section 6.4 of the *Local Government Act 1995* provides for the preparation of financial reports.

In accordance with Regulation 34 (5), a report must be compiled on variances greater than the materiality threshold adopted by Council of \$50,000 or 10% whichever is the greater. As this report is composed at a program level, variance commentary considers the most significant items that comprise the variance.

POLICY IMPLICATIONS

The Council's financial reporting is prepared in accordance with Accounting Policy CF1. This is reviewed periodically to ensure compliance with legislative and statutory obligations.

FINANCIAL IMPLICATIONS

The report represents the financial position of the Council at the end of December 2015 with a current full year surplus budget position of \$8,332,673 (comprising \$0 unrestricted surplus and \$8,332,673 restricted surplus) and actual surplus position of \$43,597,763 (comprising \$35,265,090 unrestricted surplus and \$8,332,673 restricted surplus). The restricted balance comprises PUPP service charges levied in 2014/15 and expected to be pending payment as at 30 June 2016 (either by instalment options or outstanding). The unrestricted surplus year to date reported of \$35,265,090 is largely due to transfers to and from reserve as well as timing differences relating to significant infrastructure projects and their related funding.

STRATEGIC IMPLICATIONS

This item is relevant to the Council's approved Strategic Community Plan 2012-2022 and Corporate Business Plan 2012-2016. In particular the Operational Plan 2015-2016 provided for this activity:

Our Program:	4.d.1.3	Provide transparent and accountable financial information required by the Local Government Act, Code of Accounting Practice, Australian Accounting Standards and Local Government Regulations
Our Services:	4.d.1.3.1	Prepare the Financial Statements and Reports to Council.

RISK MANAGEMENT CONSIDERATIONS

Astute financial management backed by strong internal controls, policies and monitoring will ensure risks are assessed regularly and managed appropriately. Expenditure and revenue streams are monitored against approved budgets by management and the financial team with material variances being reported. It is incumbent on all managers that any perceived extraordinary variances that have, or likely to have, occurred are escalated immediately for consideration by Executive and/or Council.

IMPACT ON CAPACITY

There is no impact on capacity or resourcing to carry out the Officer’s recommendation.

RELEVANT PRECEDENTS

This is a routine process alerting Council of the current financial position of the City of Karratha.

VOTING REQUIREMENTS

Simple Majority

OPTIONS:

Option 1

As per the Officer’s recommendation.

Option 2

That Council by SIMPLE Majority pursuant to Section 6.4 of the *Local Government Act 1995* and Regulation 34 of the *Local Government (Financial Administration) Regulations 1996* RESOLVES to:

1. RECEIVE the Financial Reports for the financial period ending 31st December 2015; and
2. APPROVE the following actions:
 - a) _____
 - b) _____

Option 3

That Council by SIMPLE Majority pursuant to Section 6.4 of the *Local Government Act 1995* and Regulation 34 of the *Local Government (Financial Administration) Regulations 1996* RESOLVES to NOT RECEIVE the Financial Report for the financial period ending 31st December 2015

CONCLUSION

Council is obliged to receive the monthly financial reports as per statutory requirements. Details in regards to the variances and the commentary provided are to be noted as part of the report.

OFFICER’S RECOMMENDATION / COUNCIL RESOLUTION

Res No : **153368**
MOVED : **Cr Lally**
SECONDED : **Cr Scott**

That Council by SIMPLE Majority pursuant to Section 6.4 of the *Local Government Act 1995* and Regulation 34 of the *Local Government (Financial Administration) Regulations 1996* RESOLVES to RECEIVE the Financial Reports for the financial period ending 31st December 2015.

CARRIED

FOR : Cr Long, Cr Lally, Cr Bailey, Cr Bertling, Cr Cucel, Cr Harris, Cr Parsons, Cr Scott, Cr Smeathers, Cr Vandenberg, Cr White-Hartig
 AGAINST : Nil

City of Karratha							
Notes To And Forming Part Of The Financial Statements							
for the period ending 31 December 2015							
	Original Budget	Amended Budget	Budget YTD	Actual YTD	Material Variance >=10%	\$50,000 or more	2014/15
	\$	\$		\$	%	\$	\$
Operating Revenue And Expenses Classified According To Nature And Type							
Revenues from Operations							
Rates	41,263,058	41,077,058	40,730,629	40,575,947	-	(154,682)	40,113,562
Fees and Charges	44,906,454	43,922,700	21,490,701	21,825,089	-	334,388	74,454,459
Operating Grant, Subsidies and Contributions	10,755,868	8,712,022	5,264,630	7,094,482	34.76%	1,829,852	77,576,298
Interest Earned	3,333,891	2,963,048	1,497,673	1,437,444	-	(60,229)	3,576,356
Proceeds/Realisation	0	0	0	275	-	-	0
All Other	500,239	734,991	511,103	815,914	59.64%	304,811	2,633,867
Total	100,759,510	97,409,819	69,494,736	71,749,151	-	2,254,415	198,354,542
Expenses from Operations							
Employee Costs	(36,502,549)	(33,723,517)	(17,511,512)	(16,918,142)	-	593,370	(33,608,639)
Materials and Contracts	(25,355,482)	(27,148,355)	(10,512,166)	(9,090,314)	-13.53%	1,421,852	(31,298,232)
Utilities (gas, electricity, water etc)	(3,793,942)	(3,794,273)	(1,702,007)	(1,841,172)	-	(139,165)	(3,946,514)
Interest Expenses	0	0	0	0	-	-	0
Depreciation	(11,116,452)	(11,116,452)	(5,557,632)	(9,788,547)	76.13%	(4,230,915)	(12,711,352)
Insurance Expenses	(1,396,264)	(1,422,188)	(1,412,138)	(1,410,359)	-	-	(1,606,065)
Other Expenses	(3,458,421)	(4,678,594)	(1,619,161)	(1,599,651)	-	-	(3,891,449)
Total	(81,623,110)	(81,883,379)	(38,314,616)	(40,648,185)	-	(2,333,569)	(87,062,252)
Non Operating Grants, Subsidies and Contributions							
Contributions	23,018,202	21,878,374	12,920,496	10,304,663	-20.25%	(2,615,833)	9,313,340
Profit On The Sale Of Assets	39,058	11,740	4,973	57,114	-	52,141	91,170
Loss On Asset Disposal	(30,420)	(91,602)	(28,581)	(77,017)	-	(48,436)	(653,689)
Fair value adjustments to financial assets at fair value through profit or loss	-	-	-	-	-	-	(57,730)
Change In Net Assets From Operations	42,163,240	37,324,952	44,077,008	41,385,726	-	-	119,985,381

In accordance with the materiality threshold adopted by Council for the reporting of variances in Operating Revenue and Expenses classified according to nature and type, the following comments are made to provide an explanation of these variances. Further detail is provided later in this report in the variance commentary by Program for the Rate Setting Statement.

Variance Commentary by Nature & Type

Revenues from Operations	Material Variance		Significant Items	
Operating Grant, Subsidies and Contributions	34.76%	1,829,852	1,121,745	▲ Over budget in Rio Tinto and KCC Contribution-Pship Mgmt Team- received PMT instalment earlier and contribution for Pt Samson Community Association that was not budgeted
			313,575	▲ Over budget in Education Dept - Roebourne Pool Contribution
			110,000	▲ Over budget in Special Youth Projects Income
			60,000	▲ Over budget in Grants-Community Safety
			50,000	▲ Over budget in Karratha Leisureplex-Sundry Contributions/Donations
All Other	59.64%	304,811	163,132	▲ Over budget in Workers Comp & Insurance Rebate
			85,674	▲ Over budget in PUPP Reimbursements- Search/Legal Fees
			56,006	▲ Over budget across several areas including LSL Contributions and Interest on Loans, Fines and Penalties and Sundry Income.
Expenses from Operations	Material Variance		Significant Items	
Materials and Contracts	-13.53%	1,421,852	258,739	▲ Under budget in Screening And Security
			226,008	▲ Under budget in Green The Greens
			181,235	▲ Under budget in Footpath & Kerb Maintenance
			92,986	▲ Under budget in Kta Airport-Landside Mtce Exp
			89,546	▲ Under budget in Karratha Golf Course/Bowling Green Facility
			85,488	▲ Under budget in Street Tree Maintenance
			78,822	▲ Under budget in Street Sweeping
			66,553	▲ Under budget in Office Expenses-Pship Mgmt Team
			64,741	▲ Under budget in Road Trees Maintenance
			60,068	▲ Under budget in Pt Samson Beautification - Stage 1 Design Works
			57,193	▲ Under budget in Community Bus (Public Transport Project)
			52,080	▲ Under budget in Kta Airport - Airside Mtce Exp
			50,369	▲ Under budget in Office Expenses-Governance
			50,000	▲ Under budget in Karratha And Districts Chamber Of Commerce And Industry Funding Agreement
Depreciation	76.13%	4,230,915	4,230,915	▼ Over budget in Depreciation in Works, Waste Services and Recreation Facilities- due to increase in Infrastructure values from 14/15 revaluation.
Non- Operating Revenue	Material Variance			
Non- Operating Grants, Subsidies and Contributions	-20.25%	2,615,833	1,500,000	▼ Under budget in Contributions - Contributions - Boat Ramps & Jetties (incl. RBFS)
			1,286,697	▼ Under budget in Contributions - Effluent System Upgrades

City of Karratha							
Rate Setting Statement							
for the period ending 31 December 2015							
Rate Setting Statement	Original Budget	Amended Budget	Year to Date Budget	Year To Date Actual	Material Variance >=10%	\$50,000 or more	Impact on Surplus
	\$	\$	\$	\$	%	\$	
Operating							
Revenues (Sources)							
General Purpose Funding (excluding Rates)	6,663,088	4,510,131	2,435,395	2,432,073	-	-	
Governance	252,530	239,951	117,661	147,856	25.66%	-	
Law, Order And Public Safety	547,365	371,733	178,854	217,301	21.50%	-	
Health	165,200	182,618	101,368	160,956	58.78%	59,588	↑
Education and Welfare	58,920	76,181	46,721	46,711	-	-	
Housing	1,269,099	445,450	236,446	230,413	-	-	
Community Amenities	19,953,978	17,042,190	8,307,698	7,252,053	-12.71%	(1,055,645)	↓
Recreation And Culture	20,400,565	22,352,920	14,049,471	14,601,426	-	551,955	↑
Transport	32,794,777	32,321,572	15,753,613	15,801,611	-	-	
Economic Services	442,790	444,992	267,992	262,509	-	-	
Other Property And Services	5,400	235,137	194,357	382,073	96.58%	187,716	↑
	82,553,712	78,222,875	41,689,576	41,534,981	-	(154,595)	
Expenses (Applications)							
General Purpose Funding	(3,795,500)	(3,819,400)	(142,300)	(159,047)	11.77%	-	
Governance	(3,827,503)	(4,374,428)	(1,571,214)	(1,514,716)	-	56,498	↑
Law, Order And Public Safety	(1,722,225)	(1,637,061)	(786,927)	(766,831)	-	-	
Health	(1,275,319)	(1,338,762)	(729,649)	(699,574)	-	-	
Education and Welfare	(181,526)	(183,959)	(101,954)	(90,116)	-11.61%	-	
Housing	(474,793)	(375,867)	(294,906)	(505,819)	71.52%	(210,913)	↓
Community Amenities	(14,741,963)	(13,567,338)	(6,930,317)	(6,203,137)	-10.49%	727,180	↑
Recreation And Culture	(31,046,909)	(32,579,398)	(15,738,324)	(14,994,606)	-	743,718	↑
Transport	(21,461,286)	(21,416,013)	(10,729,042)	(13,829,908)	28.90%	(3,100,866)	↓
Economic Services	(2,893,856)	(2,825,309)	(1,356,271)	(1,138,602)	-16.05%	217,669	↑
Other Property And Services	(232,650)	142,554	37,707	(822,846)	-2282.21%	(860,553)	↓
	(81,653,530)	(81,974,981)	(38,343,197)	(40,725,202)	-	(2,382,005)	
Capital							
Revenue							
Proceeds From Disposal Of Assets	841,000	904,287	491,787	415,790	-15.45%	(75,997)	↓
Tsf From Aerodrome Reserve	693,655	712,264	-	2,424,134	-	2,424,134	↑
Tsf From Royalties for Regions Reserve	-	-	-	-	-	-	
Tsf From Plant Replacement Reserve	766,000	557,045	-	-	-	-	
Tsf From Infrastructure Reserve	2,245,744	4,240,108	-	669,411	-	669,411	↑
Tsf From Partnership Reserve	18,870,646	20,509,874	2,408,500	8,378,883	247.89%	5,970,383	↑
Tsf From Waste Management Reserve	49,222	116,910	-	-	-	-	
Tsf From Housing Reserve	-	-	-	-	-	-	
Tsf From Public Open Space Reserve	-	-	-	-	-	-	
Tsf From Aged Persons Homes Reserve	75,920	75,920	75,920	76,732	-	-	
Tsf From Dampier Drainage Reserve	-	-	-	-	-	-	
Tsf From Walkington Theatre Reserve	-	-	-	-	-	-	
Tsf From Junior Sport Reserve	-	-	-	-	-	-	
Tsf From Workers Comp Reserve	-	-	-	-	-	-	
Tsf From Employee Entitlements Reserve	-	-	-	-	-	-	
Tsf From Community Development Reserve	325,000	1,140,455	325,000	226,123	-169.58%	(551,123)	↓
Tsf From Mosquito Control Reserve	-	-	-	-	-	-	
Tsf From Medical Services Assistance Reserve	-	-	-	-	-	-	
Tsf From Carry Forward Budget Reserve	363,384	2,822,134	337,134	4,466,523	1224.85%	4,129,389	↑
Tsf From Restricted Funds Reserve	-	-	-	-	-	-	
Tsf From History & Cultural Publications	-	-	-	1,945	-	-	
Tsf From Pilbara Underground Power Reserve	3,600,000	3,600,000	-	-	-	-	
Restricted Funds Utilised	-	-	-	-	-	-	
Tsf From Restricted Cash Unspent Grants/Contributions	-	-	-	-	-	-	
New Loans Raised	-	-	-	-	-	-	
Other Loan Principal Income	237,260	237,260	-	742,459.41	-	742,459	↑
Repayments Of Self Supporting Loans	6,166	6,166	3,083.00	3,083.14	-	-	
Repayments Of Interest Free Loans To Local Groups	-	-	-	-	-	-	
	28,073,997	34,922,423	3,641,424	16,952,837	365.56%	13,311,413	

City of Karratha							
Rate Setting Statement							
for the period ending 31 December 2015							
Rate Setting Statement	Original Budget	Amended Budget	Year to Date Amended Budget	Year To Date Actual	Material Variance >=10%	\$50,000 or more	Impact on Surplus
	\$	\$	\$	\$	%	\$	
Expenses							
Purchase Of Assets - Land	-	-	-	-	-	-	
Purchase Of Assets - Artwork	-	-	-	-	-	-	
Purchase Of Assets - Buildings	(24,247,855)	(24,054,904)	(15,066,876)	(12,383,331)	-17.81%	2,683,545	↑
Purchase Of Assets - Equipment	(117,500)	(44,655)	(44,655)	(64,891)	45.32%	-	
Purchase Of Assets - Furniture & Equipment	(386,026)	(371,026)	(74,926)	(18,250)	-75.64%	56,676	↑
Purchase Of Assets - Plant	(3,399,000)	(2,997,134)	(1,349,134)	(1,292,718)	-	56,416	↑
Purchase Of Assets - Infrastructure	(15,903,573)	(24,221,993)	(9,505,462)	(9,318,285)	-	187,177	↑
Loan Principal Repayments	-	-	-	-	-	-	
Tsf To Aerodrome Reserve	(171,168)	(72,578)	(38,078)	(34,516)	-	-	
Tsf To Dampier Drainage Reserve	(10,000)	(10,000)	-	-	-	-	
Tsf To Plant Replacement Reserve	(1,234,856)	(1,173,114)	(25,672)	(22,811)	-11.14%	-	
Tsf To Walkington Theatre Reserve	(1,032)	(860)	(416)	(371)	-10.71%	-	
Tsf To Workers Compensation Reserve	(85,878)	(77,343)	(7,335)	(6,578)	-10.32%	-	
Tsf To Royalties for Regions Reserve	-	-	-	-	-	-	
Tsf To Infrastructure Reserve	(13,863,191)	(15,378,002)	(2,873,734)	(2,831,344)	-	-	
Tsf To Partnership Reserve	(10,217,192)	(11,120,230)	(6,498,231)	(6,767,578)	-	(269,347)	↓
Tsf To Waste Management Reserve	(551,604)	(541,034)	(261,834)	(233,289)	-10.90%	-	
Tsf To Housing Reserve	(11,028)	(8,431)	(3,685)	(3,204)	-13.04%	-	
Tsf To Aged Persons Home Reserve	-	(503)	(503)	(503)	-	-	
Tsf To Junior Sport Reserve	-	-	-	-	-	-	
Tsf To Public Open Space Reserve	-	-	-	-	-	-	
Tsf To Mosquito Control Reserve	(762)	(754)	(88)	(77)	-12.35%	-	
Tsf To History & Cultural Publications Reserve	-	-	-	-	-	-	
Tsf To Employee Entitlements Reserve	(2,349,594)	(1,558,160)	(50,102)	(44,286)	-11.61%	-	
Tsf To Community Development Reserve	(161,784)	(677,050)	(510,790)	(510,286)	-	-	
Tsf To Pilbara Underground Power Reserve	(4,833,085)	(4,458,520)	(167,833)	(2,206,299)	1214.58%	(2,038,466)	↓
Tsf To Medical Services Assistance Package Reserve	(57,588)	(90,380)	(3,897)	(3,471)	-10.93%	-	
Tsf To Carry Forward Budget Reserve	(9,314,000)	(525,955)	-	-	-	-	
Tsf To Restricted Funds Reserve	-	-	-	-	-	-	
Interest Free Loan Principal	-	-	-	-	-	-	
Tsf of Unbudgeted Muni Restricted Cash	-	-	-	-	-	-	
Income Set Aside As Restricted Funds	-	-	-	-	-	-	
	(86,916,716)	(87,382,626)	(36,483,241)	(35,742,089)	-	741,152	
Adjustment For Non Cash Items							
Depreciation	11,116,452	11,116,452	5,557,632	9,788,547	76.13%	4,230,915	↑
Movement in Employee Benefit Provisions	-	-	-	-	-	-	
Movement in Accrued Interest	-	-	-	-	-	-	
Movement in Accrued Salaries & Wages	-	-	-	(1,078,772)	-	(1,078,772)	↓
Movement in Deferred Pensioner Rates	-	-	-	-	-	-	
(Profit) / Loss On Disposal Of Assets	(8,638)	79,862	23,608	19,903	-15.69%	-	
	11,107,814	11,196,314	5,581,240	8,729,678	56.41%	3,148,438	
Restricted Balance BFWD - Pilbara Underground Power	12,499,009	12,208,160	12,208,160	12,208,160	-	-	
Unrestricted Surplus Brought Forward 1 July	1,434,330	63,450	63,450	63,450	-	-	
Amount Raised From Rates	41,263,058	41,077,058	40,730,629	40,575,947	-	(154,682)	
Restricted Balance - Pilbara Underground Power	8,332,673	8,332,673	8,332,673	8,332,673	-	-	
Surplus / (Deficit)	29,001	0	20,755,368	35,265,090		14,509,722	

In accordance with the materiality threshold adopted by Council for the reporting of variances by program in the Rate Setting Statement, the following comments are made to provide an explanation of these variances.

Variance Commentary by Program

Revenues from Operations	Material Variance		Significant Items	
Health	58.78%	59,588	60,300	▲ Health Premises Fees & Charges- invoices went out in November/early December and Hairdressing and beauty therapy inspection fees not included in original budget.
Community Amenities	-12.71%	1,055,645	1,286,697	▼ Contributions - Effluent System Upgrades- WC funding claimed following installation of spine main, first claim made, second to be made January. Cash flow to be updated Mar Budget review.
Other Property and Services	96.58%	187,716	163,132	▲ Workers Comp & Insurance Rebate.
Expenses from Operations	Material Variance		Significant Items	
Housing	71.52%	210,913	117,037	▼ Alloc - TS
			89,402	▼ Alloc - Waste Management
Community Amenities	-10.49%	727,180	261,143	▲ Rubbish Collection Parks, Open Spaces & Events
			253,279	▲ Trade/Commercial Refuse Collection
			187,947	▲ Wickham Transfer Station Costs
Transport	28.90%	3,100,866	4,230,915	▼ Depreciation in Works, Waste Services and Recreation Facilities- due to increase in Infrastructure values from 14/15 revaluation.
			258,739	▲ Screening And Security- Underspend due to timing issue. MSS invoice for December received 15/1/16
			213,060	▲ Footpath & Kerb Maintenance.
			126,009	▲ Cyclone Preparation- Project completed quicker than normal.
			100,319	▲ Kta Airport-Landside Mtce Exp- Change to landside schedule of works programme for kerbing and road works. Cash flow will be amended in March budget review.
Economic Services	-16.05%	217,669	95,430	▲ Cont. - Roebourne Tourist Bureau- no funding payments made to date.
			60,068	▲ Pt Samson Beautification - Stage 1 Design Works.
Other Property and Services	-2282.21%	860,553	472,746	▼ Less Allocated To Works- Tech Services
			378,079	▼ WM - Less Allocated To Works
Capital Revenue	Material Variance		Significant Items	
Proceeds from Disposal of Assets	-15.45%	75,997	75,997	▼ Various Proceeds of Sale across various programmes including: Governance, Economic Services, Recreation and Culture, Community Amenities and Transport
Transfer From Partnership Reserve	247.89%	5,970,383	5,970,383	▲ Transfer from Partnership Reserve- Payment of 15/16 Pindan progress claims for DCH earlier than budgeted.
Transfer From Community Development Reserve	-169.58%	551,123	551,123	▼ Transfer from Community Development Reserve- Adjustment to Non Statutory Donations for 14/15 & pending transfer for associated expenditure.
Transfer from Carry Forward Budget Reserve	1224.85%	4,129,389	2,859,623	▲ Transfer From Carry Forward Budget Reserve-Transfer of Advance payment of Financial Assistance Grant and Effluent Upgrade expenditure.
			1,455,578	▲ Transfer From Carry Forward Reserve-Effluent Upgrade- payments earlier than budgeted.
			140,609	▼ Transfer From Carry Forward Reserve - Community Safety- Transfer not yet processed pending associated expenditure.
Capital Expenses	Material Variance		Significant Items	
Purchase of Assets - Buildings	-17.81%	2,683,545	1,250,807	▲ DCH Capital-Buildings- Contractor progress claims slightly behind schedule, not all consultant invoices received and processed in December. Cash flow to be updated Mar Budget review
			900,348	▲ Karratha Airport Terminal Expansion Project- November progress claim not processed to December as anticipated. Cash flow to be updated Mar Budget review
			200,000	▲ Leisureplex Improvements.
			165,672	▲ Karratha Leisureplex- Cash flow to be updated Mar Budget review
			110,124	▲ WCH Capital-Buildings- Awaiting invoicing for schematic design. Cash flow to be updated Mar Budget review.
Purchase of Assets- Furniture & Equipment	-75.64%	56,676	55,356	▲ Purchase Computer Equipment
Tsf to Pilbara Underground Power Reserve	1214.58%	2,038,456	2,038,466	▼ Transfer to Pilbara Underground Power Reserve-Timing differences in transfers to PUPP reserve - transfer of payments received to date
Non Cash Items	Material Variance		Significant Items	
Depreciation	75.93%	4,230,915	4,230,915	▲ Over budget in Depreciation in Works, Waste Services and Recreation Facilities- due to increase in Infrastructure values from 14/15 revaluation.

City of Karratha
Notes to the Financial Statements
for the period ending 31 December 2015

Note 1. Net Current Assets	Note	Year to Date Actual	2015/16 Budget Brought Forward 1 July
		\$	\$
Current Assets			
Cash and Cash Equivalents - Unrestricted		20,781,886	1,291,195
Cash and Cash Equivalents - Restricted (Trust)		3,190,107	2,600,906
Cash and Cash Equivalents - Restricted - Reserves		82,238,702	84,089,304
Cash - Restricted Unspent Grants/Contributions		-	4,918
Cash - Restricted Unspent Loans		-	-
Trade and Other Receivables	1	24,779,167	27,403,212
Land held for Resale - Development Costs		524,439	524,251
Inventories		420,802	488,186
Total Current Assets		131,935,102	116,401,972
Current Liabilities			
Trade and Other Payables		2,308,396	16,318,915
Trust Liabilities		3,246,238	2,740,006
Bank Overdraft		-	-
Current Portion of Long Term Borrowings		-	-
Current Portion of Provisions		3,750,144	3,750,144
Total Current Liabilities		9,304,777	22,809,065
Net Current Assets		122,630,325	93,592,907
Less			
Cash and Cash Equivalents - Restricted - Reserves		(82,238,702)	(84,089,304)
Loan repayments from institutions		232,215	232,215
Movement in Accruals (Non-Cash)		-	485,034
Land Held for Resale		(524,439)	-
Cash - Restricted Unspent Grants/Contributions		-	4,918
Restricted Balance - Pilbara Underground Power		(12,208,160)	-
Add back			
Current Loan Liability		-	-
Cash Backed Employee Provisions		3,786,466	2,302,189
Current Provisions funded through salaries budget		3,587,384	537,567
Net Current Asset Position		35,265,090	13,065,525
Note Explanation:			
1) Total Trade and Other Receivables		17,146,748	
Total Rates Debtors Outstanding		7,632,419	

City of Karratha
Statement of Financial Position
for the period ending 31 December 2015

Note 2: Statement of Financial Position	2015/16	2014/15
	\$	\$
Current Assets		
Cash On Hand	17,905	18,705
Cash and Cash Equivalents - Unrestricted	20,763,981	1,272,490
Cash and Cash Equivalents - Restricted (Trust)	3,190,107	2,600,908
Cash and Cash Equivalents - Restricted (Unspent Grants/Cont.)	-	4,918
Cash and Cash Equivalents - Restricted (Reserves/Muni)	82,238,702	84,089,304
Trade and Other Receivables	24,779,167	27,403,212
Inventories	945,241	1,012,437
Total Current Assets	131,935,102	116,401,974
Non-Current Assets		
Trade and Other Receivables	42,612	547,812
Property, Plant and Equipment	208,659,397	213,137,211
Infrastructure	533,406,137	515,914,073
Total Non-Current Assets	742,108,147	729,599,096
Total Assets	874,043,249	846,001,069
Current Liabilities		
Bank Overdrafts	-	-
Trade and Other Payables	2,308,396	16,318,915
Trust Liabilities	3,246,238	2,740,006
Long Term Borrowings	-	-
Provisions	3,750,144	3,750,144
Total Current Liabilities	9,304,777	22,809,065
Non-Current Liabilities		
Long Term Borrowings	-	-
Provisions	705,663	705,663
Total Non-Current Liabilities	705,663	705,663
Total Liabilities	10,010,440	23,514,728
Net Assets	864,032,809	822,486,341
Equity		
Accumulated Surplus	396,527,404	344,295,518
Revaluation Surplus	392,985,970	392,825,228
Reserves	74,519,435	85,365,595
Total Equity	864,032,809	822,486,341

City of Karratha
Statement Of Financial Activity
for the period ending 31 December 2015

Note 3: Cash and Cash Equivalents	2015/16
	\$
Unrestricted Cash	
Cash On Hand	17,905
Westpac on call	5,763,984
Term deposits - Westpac / WATC	-
Term deposit - Westpac	14,999,997
	<u>20,781,886</u>
Restricted Cash	
Reserve Funds	82,238,702
Restricted Unspent Grants	-
Westpac - Trust	3,190,107
	<u>85,428,809</u>
Total Cash	<u><u>106,210,695</u></u>

Note 4				
City of Karratha				
Notes To And Forming Part Of The Financial Statements				
by Divisions by Activities				
for the period ending 31 December 2015				
	2015/2016 Budget	2015/2016 Amended	2015/2016 Year To Date Budget	2015/2016 Actual To Date
	\$	\$	\$	\$
Note: Material Variance is Year to Date Amended Budget to Year to Date Actual (=> 10% or => \$50,000)				
EXECUTIVE SERVICES				
Net (Cost) Revenue to Council for Members of Council	(696,912)	(948,874)	(512,116)	(498,163)
Net (Cost) Revenue to Council for Executive Admin	(750,002)	(744,068)	(381,473)	(431,311)
CORPORATE SERVICES				
Net (Cost) Revenue to Council for Rates	38,260,511	38,063,874	41,235,845	41,199,594
Net (Cost) Revenue to Council for General Revenue	(12,188,601)	(14,906,206)	(1,698,873)	(1,722,202)
Net (Cost) Revenue to Council for Financial Services	(2,195,397)	(2,141,078)	(1,090,820)	(1,053,881)
Net (Cost) Revenue to Council for Corporate Services Admin	7,163,390	7,364,054	3,337,197	3,870,148
Net (Cost) Revenue to Council for Human Resources	(1,841,611)	(1,802,674)	(864,369)	(1,065,248)
Net (Cost) Revenue to Council for Governance & Organisational Strategy	(1,378,284)	(1,201,465)	(610,320)	(541,631)
Net (Cost) Revenue to Council for Information Services	(1,908,937)	(1,842,248)	(933,420)	(895,464)
Net (Cost) Revenue to Council for Television & Radio Services	(13,566)	(13,636)	(13,330)	(12,347)
Net (Cost) Revenue to Council for Business Improvement Process	(15,800)	(15,800)	(1,500)	0
Net (Cost) Revenue to Council for Staff Housing	901,019	176,296	161,898	(29,024)
Net (Cost) Revenue to Council for Public Affairs	(574,932)	(560,690)	(275,163)	(258,091)
COMMUNITY SERVICES				
Net (Cost) Revenue to Council for Rio Tinto Partnership	16,086,600	17,881,035	1,596,838	11,118,447
Net (Cost) Revenue to Council for Aged Persons Housing	75,920	75,920	75,920	76,732
Net (Cost) Revenue to Council for Community Development	(2,355,151)	(2,129,871)	(887,818)	(811,641)
Net (Cost) Revenue to Council for Youth Development	127,100	105,100	35,954	196,298
Net (Cost) Revenue to Council for Other Culture	(109,243)	(56,283)	(4,137)	(43,175)
Net (Cost) Revenue to Council for Arts & Culture Program	(152)	(176)	(176)	(176)
Net (Cost) Revenue to Council for Community Sponsorship	(911,425)	(1,652,443)	(607,973)	(834,746)
Net (Cost) Revenue to Council for Daycare Centres	(68,389)	(70,822)	(45,385)	(33,847)
Net (Cost) Revenue to Council for Child Health Clinics	(18,022)	(18,737)	(11,660)	(11,514)
Net (Cost) Revenue to Council for Karratha Entertainment Centre	(52,222)	(52,238)	(26,180)	(531)
Net (Cost) Revenue to Council for Karratha Aquatic Centre	0	0	0	0
Net (Cost) Revenue to Council for Roebourne Aquatic Centre	(732,423)	(695,105)	(555,411)	23,645
Net (Cost) Revenue to Council for Libraries	(1,636,867)	(1,726,706)	(898,710)	(857,933)
Net (Cost) Revenue to Council for Cossack Operations	(699,616)	(601,060)	(183,945)	(184,899)
Net (Cost) Revenue to Council for Ovals & Hardcourts	(966,077)	(891,798)	(210,229)	(115,430)
Net (Cost) Revenue to Council for Karratha Bowling & Golf	(699,991)	(369,777)	(425,657)	(182,543)
Net (Cost) Revenue to Council for Pavilions & Halls	(1,338,381)	(833,094)	(6,972)	(468,148)
Net (Cost) Revenue to Council for Leisure Projects	(1,264,690)	(669,291)	(348,294)	(269,264)
Net (Cost) Revenue to Council for Playgrounds	(471,976)	(498,365)	(150,875)	(181,944)
Net (Cost) Revenue to Council for Medical Services	58,465	0	12,767	3,252
Net (Cost) Revenue to Council for Other Buildings	(91,451)	(135,135)	(64,689)	(73,665)
Net (Cost) Revenue to Council for The Youth Shed	(1,203,674)	(1,200,082)	(626,747)	(583,496)
Net (Cost) Revenue to Council for Youth Centres	(3,876)	(3,876)	(1,938)	(3,066)
Net (Cost) Revenue to Council for Karratha Leisureplex	(5,384,214)	(4,936,447)	(2,584,184)	(2,216,457)
Net (Cost) Revenue to Council for Pam Buchanan Family Centre	(88,876)	(93,901)	(62,485)	(44,907)
Net (Cost) Revenue to Council for Events & Festivals	(1,116,136)	(1,138,254)	(191,564)	(269,343)
Net (Cost) Revenue to Council for Dampier Community Hub	(13,178,086)	(13,284,263)	(9,002,383)	(7,752,956)
Net (Cost) Revenue to Council for Other Buildings (Leisure)	52,150	53,882	53,732	53,732
Net (Cost) Revenue to Council for Wickham Recreation Precinct	(583,502)	(793,869)	(305,298)	(372,301)
Net (Cost) Revenue to Council for Wickham Community Hub	612,608	490,720	(291,054)	(173,584)

City of Karratha				
Notes To And Forming Part Of The Financial Statements				
by Divisions by Activities				
for the period ending 31 December 2015				
	2015/2016 Budget	2015/2016 Amended	2015/2016 Year To Date Budget	2015/2016 Actual To Date
DEVELOPMENT & REGULATORY SERVICES				
Net (Cost) Revenue to Council for Emergency Services	(763,610)	(220,798)	(120,082)	(124,775)
Net (Cost) Revenue to Council for Ranger Services	(1,257,307)	(1,119,722)	(534,777)	(508,305)
Net (Cost) Revenue to Council for Tourism/Visitors Centres	(727,720)	(612,080)	(255,900)	(163,169)
Net (Cost) Revenue to Council for Community Safety	(225,910)	(216,672)	(13,588)	(91,205)
Net (Cost) Revenue to Council for Economic Development	(467,492)	(407,809)	(213,421)	(215,693)
Net (Cost) Revenue to Council for Camping Grounds	75,684	75,684	39,212	43,047
Net (Cost) Revenue to Council for Building Control	(451,062)	(368,397)	(163,660)	(128,361)
Net (Cost) Revenue to Council for Health Services	(1,005,815)	(1,003,425)	(520,183)	(430,615)
Net (Cost) Revenue to Council for Town Planning	(1,411,291)	(1,373,461)	(689,755)	(563,031)
Net (Cost) Revenue to Council for Strategic Planning	(1,434,044)	(574,190)	(229,734)	(169,523)
Net (Cost) Revenue to Council for Development Services	(53,600)	(53,600)	(23,800)	(18,199)
INFRASTRUCTURE SERVICES				
Net (Cost) Revenue to Council for Depots	(1,014,524)	(1,029,103)	(780,808)	(537,374)
Net (Cost) Revenue to Council for Public Services Overheads	1,116,413	1,376,652	638,340	419,391
Net (Cost) Revenue to Council for Fleet & Plant	3,481	16,236	210,706	644,996
Net (Cost) Revenue to Council for Roads & Streets	(4,051,115)	(3,936,764)	(2,326,177)	(2,593,001)
Net (Cost) Revenue to Council for Parks & Gardens	(1,604,655)	(1,623,689)	(741,840)	(610,146)
Net (Cost) Revenue to Council for Drainage	(752,387)	(752,387)	(470,022)	(348,512)
Net (Cost) Revenue to Council for Footpaths & Bike Paths	(1,277,200)	(1,571,129)	(543,005)	(320,410)
Net (Cost) Revenue to Council for Effluent Re-Use Scheme	(239,736)	(219,522)	(250,542)	(972,976)
Net (Cost) Revenue to Council for Cemeteries	(151,881)	(166,247)	(82,853)	(35,068)
Net (Cost) Revenue to Council for Public Toilets	(402,892)	(350,948)	(167,210)	(186,521)
Net (Cost) Revenue to Council for Beaches, Boat Ramps, Jetties	(1,456,769)	(1,456,342)	1,681,757	43,987
Net (Cost) Revenue to Council for Town Beautification	(4,542,436)	(4,709,957)	(1,843,601)	(750,746)
Net (Cost) Revenue to Council for Bus Shelters	(127,000)	(121,505)	(121,505)	(41,505)
Net (Cost) Revenue to Council for Private Works & Reinstatements	0	0	0	3,157
Net (Cost) Revenue to Council for Works Overheads	243,867	419,528	152,317	360,242
Net (Cost) Revenue to Council for Parks & Gardens Overheads	1,023,529	1,162,646	595,745	384,266
Net (Cost) Revenue to Council for Disaster Preparation & Recovery	(284,140)	(284,140)	(284,140)	(159,173)
Net (Cost) Revenue to Council for Tech Services	(3,690,863)	(3,592,328)	(1,740,374)	(2,092,772)
Net (Cost) Revenue to Council for Tech Services Overheads	0	0	0	0
Net (Cost) Revenue to Council for SP & Infrastructure Services	(32,040)	(27,040)	(11,020)	(11,619)
STRATEGIC BUSINESS PROJECTS				
Net (Cost) Revenue to Council for Project Management	(53,012)	79,568	227,344	(86,474)
Net (Cost) Revenue to Council for Waste Collection	(1,247,495)	(1,110,060)	1,147,670	1,653,567
Net (Cost) Revenue to Council for Landfill Operations	144,600	(44,291)	(412,742)	(99,552)
Net (Cost) Revenue to Council for Waste Overheads	1,686,163	1,583,506	875,487	381,503
Net (Cost) Revenue to Council for Karratha Airport	10,069,146	10,122,238	1,215,527	5,184,595
Net (Cost) Revenue to Council for Other Airports	(6,839)	(11,938)	(5,938)	(9,206)

9.2 LIST OF ACCOUNTS DECEMBER 2015

File No:	FM.19
Responsible Executive Officer:	Director Corporate Services
Reporting Author:	Financial Accountant
Date of Report:	29 January 2016
Applicant/Proponent:	Nil
Disclosure of Interest:	Nil
Attachment(s)	Nil

PURPOSE

To advise Council of payments made since the previous Ordinary Council Meeting.

BACKGROUND

Council has given delegated authority that allows the Chief Executive Officer to approve payments from Council's bank accounts either via cheque or through electronic lodgement.

LEVEL OF SIGNIFICANCE

The level of significance for this matter is very high in ensuring trade creditors are compensated for services they provide to the City. These services enable the City to meet the needs and expectations of the community.

COUNCILLOR/OFFICER CONSULTATION

Officers have been involved in the approvals of any requisitions, purchase orders, invoicing and reconciliation matters.

COMMUNITY CONSULTATION

No community consultation is required.

STATUTORY IMPLICATIONS

Payments are to be made in accordance with Part 6, Division 4 of the *Local Government Act 1995* and as per the *Local Government (Financial Management) Regulations 1996*. Payments are to be made through the municipal fund, trust fund or reserve funds. Payments are to be in accordance with approved systems as authorised by the CEO.

POLICY IMPLICATIONS

Staff are required to ensure that they comply under Council Policy CF6 – Purchasing Policy and CF5 - Regional Price Preference Policy (where applicable) and that budget provision is available for any expenditure commitments.

FINANCIAL IMPLICATIONS

Payments are made under delegated authority and are within defined and approved budgets. Payment is made within agreed trade terms and in a timely manner.

Consistent with CF-5 Regional Price Preference Policy 53% of external payments reported for the period were made locally.

STRATEGIC IMPLICATIONS

This item is relevant to the Council's approved Strategic Community Plan 2012-2022 and Corporate Business Plan 2012-2016. In particular the Operational Plan 2015-2016 provided for this activity:

Our Program:	4.d.1.5	Ensure financial accountability
Our Services:	4.d.1.5.2	Ensure value for money in procurement

RISK MANAGEMENT CONSIDERATIONS

Having good terms of trade will reduce the risk of penalties, loss of quality services and contractors, and dissatisfaction amongst the community.

IMPACT ON CAPACITY

There is no impact on capacity or resourcing to carry out the Officer's recommendation.

RELEVANT PRECEDENTS

There are no relevant precedents related to this matter.

VOTING REQUIREMENTS

Simple Majority

OPTIONS:Option 1

As per Officer's recommendation.

Option 2

That Council by SIMPLE Majority pursuant to Sections 6.7 and 6.9 of the *Local Government Act 1995* RESOLVES to ACCEPT payments totalling \$_____ submitted and checked with vouchers, being made up of:

- a) Trust Vouchers: 281 to 282;
- b) EFT39795 to EFT40224 (Inclusive);
- c) Cheque Vouchers 78101 to 78124 (Inclusive);
- d) Cancelled Cheques: 281, EFT39392, EFT39882, EFT40089, EFT40119, 78122;
- e) Direct Debits: DD24689.1 to DD24844.1;
- f) Payroll Cheques \$1,472,678.52; and
- g) with the EXCEPTION OF (as listed)

CONCLUSION

It has been a customary practice that whilst being a leader in the community, we meet our terms of credit as established between suppliers and aspire to obtain discounts where practicable. Payments have been approved by authorised officers in accordance with agreed delegations and policy frameworks.

OFFICER'S RECOMMENDATION / COUNCIL RESOLUTION

Res No : 153369
MOVED : Cr Vandenberg
SECONDED : Cr Parsons

That Council by SIMPLE Majority pursuant to Sections 6.7 and 6.9 of the Local Government Act 1995 RESOLVES to ACCEPT payments totalling \$45,965,454.87 submitted and checked with vouchers, being made up of:

- a) Trust Vouchers: 281 to 282;
- b) EFT39795 to EFT40224 (Inclusive);
- c) Cheque Vouchers 78101 to 78124 (Inclusive);
- d) Cancelled Cheques: 281, EFT39392, EFT39882, EFT40089, EFT40119, 78122;
- e) Direct Debits: DD24689.1 to DD24844.1; and
- f) Payroll Cheques \$1,472,678.52

CARRIED

FOR : Cr Long, Cr Lally, Cr Bailey, Cr Bertling, Cr Cucel, Cr Harris, Cr Parsons, Cr Scott, Cr Smeathers, Cr Vandenberg, Cr White-Hartig
AGAINST : Nil

Chq/EFT	Date	Name	Description	Amount
281	12.01.2016	Western Diagnostic Pathology	Cancelled Cheque	0.00
282	19.01.2016	Bond Administrator	Bond Top Up Paid To Administrator	1,151.80
EFT39392	11.12.2015	Department of Health	Cancelled Cheque	-123.35
EFT39795	04.01.2016	MSS Security	Kta Airport - Screening And Security Services November 2015	245,909.81
EFT39796	07.01.2016	G Bailey	Reimbursement For Staff - Car Mileage	376.74
EFT39797	07.01.2016	Chandler Macleod	Labour Hire - Litter Picker Crew	11,098.78
EFT39798	07.01.2016	Hart Sport	KLP -Whistle For Lifeguards And Swim school	110.00
EFT39799	07.01.2016	Poolmart Karratha	Repair/Replace Housing To Skimmer Box	600.00
EFT39800	07.01.2016	Parry's Merchants	RAC - Kiosk Stock Pizza Roundas	703.40
EFT39801	07.01.2016	St John Ambulance-Karratha	Small Instant Cold Pack	21.49
EFT39802	07.01.2016	Shenton Enterprises Pty Ltd	KLP - Wonder Brush For Pool Cleaner	579.70
EFT39803	07.01.2016	TNT Express	Freight	684.84
EFT39804	07.01.2016	Auslec	KLP - Replacement Light Globes	35.05
EFT39805	07.01.2016	Onyx (Aust) Pty Ltd	Dry Hire Of Astro Turf For Sharpe Ave Light Walk As Part Of Christmas In The Pilbara And A & C Program	4,660.00
EFT39806	07.01.2016	Protector Alsafé	Kta Airport - Additional Signage For Changes To Operations From KATU Project Muster Points Speed Parking	562.22
EFT39807	07.01.2016	Abco Products	KLP - Cleanmax GP Carpet Spotter	551.23
EFT39808	07.01.2016	Airport Security Pty Ltd	KTA Airport - 11 X ASIC Prints	440.00
EFT39809	07.01.2016	Ausrecord Pty Ltd	2x Packs - 2D Extra File Folders	280.50
EFT39810	07.01.2016	ROL-WA Pty Ltd T/A Allpest WA	Treatment Of Termites In Trees	154.00

Chq/EFT	Date	Name	Description	Amount
EFT39811	07.01.2016	Bunzl Ltd	Stock	4,239.11
EFT39812	07.01.2016	Beaurepaires	Plant – Repairs	2,039.86
EFT39813	07.01.2016	BMP Painting And Decorating	Kta Airport - Supply & Install Taxi Signs Paint Double Taxi Bay Lines & Disabled Parking Zones	2,288.00
EFT39814	07.01.2016	Sharon Bristow	Rates Refund For Assessment A33609	924.39
EFT39815	07.01.2016	Centurion Transport Co Pty Ltd	Freight	1,258.24
EFT39816	07.01.2016	Cabcharge Australia Pty Ltd	Cabcharge December 2015	670.06
EFT39817	07.01.2016	Concert & Corporation Productions	Lighting And Sound Production Of Yaburara Trail Light Spectacular 2015 50% Balance	11,000.00
EFT39818	07.01.2016	Convatech Pty Ltd	Refund For Lost Parking Ticket	165.00
EFT39819	07.01.2016	Dampier Bowling Club	Sports Funding Scheme - Dampier Bowling Club - Grant Reference S/11/AUG/15 - Repair Of Damaged Fence	5,445.00
EFT39820	07.01.2016	Ed Knox T/A The Design Co-Operative Ltd	Design And Layout Of Partnership Annual Report 2014/2015	10,862.50
EFT39821	07.01.2016	Lisa Pearce T/A Karratha Mobile Veterinary Services	Animal Control	1,400.00
EFT39822	07.01.2016	Department Of Environment Regulation	WWTP - Karratha Airport - Environmental Protection Act 1986 Annual Licence Fee	1,272.22
EFT39823	07.01.2016	Aus Media TV Pty Ltd	Compiled Vision For The West Pinnacle Awards	220.00
EFT39824	07.01.2016	Feel Creative Pty Ltd	Website Development - Professional Web Services Retainer Rate For Preventative Maintenance / Pro Active Security Maintenance To Website Content Management System And Associated Software Modules.	1,210.00
EFT39825	07.01.2016	Foxtel For Business	KLP - Foxtel	320.00
EFT39826	07.01.2016	Insight Callcentre Services	Overcall Fees For Month Of November 2015 - 185 Calls	925.93
EFT39827	07.01.2016	Jason Signmakers	New Signage For The City Centre Works	1,198.73
EFT39828	07.01.2016	J G Graphix	Australia Day 2016 - Banner For Poolside Celebrations	649.00
EFT39829	07.01.2016	James Bennett Pty Limited	New Resources	181.47
EFT39830	07.01.2016	Jolly Good Auto Electrics	Plant Repairs	5,261.40
EFT39831	07.01.2016	Beyond Carpentry Contracting	Baynton West Park Toilets - Supply And Install 2 x External Doors, Wickham Community Hall – Replace Entry Door, Kta SES – Repair Roof Flashing	2,821.61
EFT39832	07.01.2016	Karratha Medical Centre	Medical Consult	85.00
EFT39833	07.01.2016	Wesfarmers Kleenheat Gas Pty Ltd	KLP - Bulk LPG	982.43
EFT39834	07.01.2016	Y Klaa	Reimbursement For All Staff Farewell Party	250.00
EFT39835	07.01.2016	Karratha Environmental Crushing Pty Ltd	7 Mile Waste - Removal Of Recycled Glass	19.36
EFT39836	07.01.2016	Karratha Panel & Paint (Tunstead Family Trust T/A)	Removal Of Abandoned Vehicles	473.00

Chq/EFT	Date	Name	Description	Amount
EFT39837	07.01.2016	P Long	Reimbursement – Allowances	195.00
EFT39838	07.01.2016	R Leeds	Reimbursement – As per Employment Contract	449.70
EFT39839	07.01.2016	Leethall Constructions Pty Ltd	Supply And Installation Of 2 X Frames For Point Samson Tourist Shelter	4,796.00
EFT39840	07.01.2016	Tanya Montgomery	Cossack Art Awards 2015 - Workshops	1,500.00
EFT39841	07.01.2016	Ixom Operations Pty Ltd (Orica)	KLP - 920Kg Chlorine Cylinder	1,388.17
EFT39842	07.01.2016	Oceanic Offshore Pty Ltd	Refund - Overpayment Of Invoice 92857	100.00
EFT39843	07.01.2016	Hanson Construction Materials - Karratha	Point Samson Boat Harbour - Concrete	1,060.40
EFT39844	07.01.2016	Prompt Fencing Pty Ltd	Repairs To The Old Roebourne Bridge Hand Rail	3,080.00
EFT39845	07.01.2016	Pacer Legal Pty Ltd	KTA Airport - 50% Of Legal Costs To Prepare The WA Billboard And City Of Karratha Licence Agreement For External Advertising	440.00
EFT39846	07.01.2016	Repco Auto Parts	Plant	841.50
EFT39847	07.01.2016	Red Dot Stores	The Youth Shed - Christmas Bash Late Night Decor	59.89
EFT39848	07.01.2016	Regional Property Settlements	Rates Refund For Assessment A14099 18 Minilya Crescent Dampier WA 6713	604.05
EFT39849	07.01.2016	RID Australia	Mosquito Management	3,564.00
EFT39850	07.01.2016	Amcap (Formerly Skipper Truck Parts)	Stock	293.57
EFT39851	07.01.2016	Designa Sabar Pty Ltd	Kta Airport - Preventative Support	3,905.60
EFT39852	07.01.2016	Securepay Pty Ltd	Moonrise Cinema - Securepay Ticketing Fee	17.99
EFT39853	07.01.2016	SMC Building Pty Ltd	Wickham Skate Park - Upgrade Works As Per RFQ - 60% Claim	21,001.93
EFT39854	07.01.2016	Scott Printers Pty Ltd	Cossack Art Awards - Printing Of Cossack Art Awards	448.80
EFT39855	07.01.2016	Supercivil Pty Ltd	Town Street Maintenance - Asphalt Repairs Removal Of Speed Humps And Asphalt Reinstallation On Bayly Avenue	21,637.48
EFT39856	07.01.2016	Safeflame	Purchase Of 750 Battery Operated Candles For Christmas On The Green Event	1,360.00
EFT39857	07.01.2016	Sime Darby Fleet Services Pty Ltd	Refund - Payment Incorrectly Made To the City Of Karratha	1,406.50
EFT39858	07.01.2016	TMA Australia Pty Ltd	KTA Airport - Car Parking Tickets	10,758.00
EFT39859	07.01.2016	United Party Hire	Green Room - Christmas On The Green 2015	781.55
EFT39860	07.01.2016	Karratha Timber & Building Supplies (Formerly Versatile)	General Hardware Items	73.47
EFT39861	07.01.2016	Venturex Resources Limited	Rates Refund For Assessment A78001 Lot E47/01088 Exploration Lic Exploration WA 6714	370.10
EFT39862	07.01.2016	Woolworths (WA) Ltd	RAC - Stock	595.65
EFT39863	07.01.2016	Wurth Australia Pty Ltd	Minor Tools -	916.10
EFT39864	07.01.2016	T Wear	Reimbursement - Phone Charges	92.10
EFT39865	08.01.2016	Karratha Contracting Pty Ltd	Dodd Court Park - Replace 400 Watt Floodlights, Main Admin Building – Repair Lights, Kta Airport – Repair Faulty Gate, Repair Ceiling Duct, Repair EKA Key Machine, KLP – Clean Chiller Condenser, Kta Golf Course – Investigate Repair Electricity Fault	17,357.89
EFT39866	13.01.2016	Telstra Corporation Ltd	Telephone Usage Charges	1,193.87

Chq/EFT	Date	Name	Description	Amount
EFT39867	13.01.2016	Horizon Power	Electricity Usage Charges	45,086.91
EFT39868	13.01.2016	Water Corporation	Water Usage Charges	20,953.63
EFT39869	13.01.2016	Dampier Community Association	Construction Of Lions Park Bike Track 2013/14 Ex-Gratia	44,000.00
EFT39870	13.01.2016	Karratha Earthmoving & Sand Supplies	Coolawanyah Road Reconstruction - 50% Release of Retention	124,608.10
EFT39871	13.01.2016	Gresley Abas Pty Ltd	Dampier Community Hub Variations	64,561.20
EFT39872	13.01.2016	Trasan Contracting	22A Shadwick - Refurbishment Of Bathroom Laundry Toilet	62,395.26
EFT39873	14.01.2016	Chemdry Northwest	Full Vacate Clean	1,311.00
EFT39874	14.01.2016	Staples Australia	Stationery Items – Various	2,161.00
EFT39875	14.01.2016	Transpacific Cleanaway	HR - Supply And Collection Of Confidential Document Shredding Bags	751.08
EFT39876	14.01.2016	Chandler Macleod	Labour Hire - Litter Picker Crew	12,042.14
EFT39877	14.01.2016	Blue Hat Cleaning Services T/A Damel Cleaning Services	Rio Tinto Youth Engagement - Spring Classic - Generator Hire	198.00
EFT39878	14.01.2016	Freo Group Limited	Crane Hire For Drainage Works At Minilya Culvert Dampier 16	1,067.11
EFT39879	14.01.2016	Grant Thornton (WA) Pty Ltd	2015 Annual Audit	21,516.00
EFT39880	14.01.2016	GHD Pty Ltd	Kta Tank Hill Lookout - Engineering Services For Detailed Design	7,411.25
EFT39881	14.01.2016	Hart Sport	WRP - Holiday Program Equipment	1,292.10
EFT39882	14.01.16	Karratha Volunteer Fire And Rescue Services	Cancelled Cheque	0.00
EFT39883	14.01.2016	Les Mills Aerobics Australia	KLP - Fees Group Fitness Programs	2,297.57
EFT39884	14.01.2016	Caltex Energy WA (Link Energy Pty Ltd)	Bulk Diesel - Delivered To The City Depot Cowle Road	31,041.95
EFT39885	14.01.2016	WALGA	Introduction To Local Government - Online Trial	214.50
EFT39886	14.01.2016	North West Training & Inspection Services Pty Ltd T/As North West Oil	Carry Out Annual Inspection To Scissor Lift	152.48
EFT39887	14.01.2016	Pilbara Iron Company (Services) Pty Ltd (Rio Tinto)	Wickham - Electricity Usage Charges	793.90
EFT39888	14.01.2016	Parry's Merchants	RAC - Kiosk Stock	588.45
EFT39889	14.01.2016	Perth Irrigation Centre	Stock	3,442.42
EFT39890	14.01.2016	Shenton Enterprises Pty Ltd	WRP - Dolphin PRO X Suitable For A 25 Metre Tiled Pool	4,730.00
EFT39891	14.01.2016	Sealanes	Stock - White Spirit Vinegar 10%	63.87
EFT39892	14.01.2016	Atom Supply	4 Drum Pallet Spill Containment Pod With Drain, Hose Reel	1,398.03
EFT39893	14.01.2016	J Blackwood & Son Pty Limited	Stock	416.33
EFT39894	14.01.2016	Onyx (Aust) Pty Ltd	Seniors (Karratha) Christmas Catering - Set Up/Pack Up Decorate Buffet & Drink 08/12/15	3,751.50
EFT39895	14.01.2016	Protector Alsafe	Fleet & Plant - Safety Boots	200.11
EFT39896	14.01.2016	Abco Products	Stock	919.51
EFT39897	14.01.2016	Advam Pty Ltd	KTA Airport - Monthly Support And Services For Dec 2015	380.16

Chq/EFT	Date	Name	Description	Amount
EFT39898	14.01.2016	Australian Concrete Pumping Logistics (WA) Pty Ltd (ACPL)	Foothpath Works - Hire Of Concrete Pump At Point Samson	1,215.50
EFT39899	14.01.2016	Acacia Connection Pty Ltd	EAP Program - Quarterly Fee	1,760.00
EFT39900	14.01.2016	BOC Limited	KTA Airport - Gas Equipment	250.76
EFT39901	14.01.2016	Beaurepaires	Plant - Puncture Repairs	310.04
EFT39902	14.01.2016	BC Lock & Key	Cossack - Rekey Switchboard To EK Key	915.20
EFT39903	14.01.2016	Wickham Service Station	Diesel Fuel	733.60
EFT39904	14.01.2016	Beacon Equipment	Plant	275.10
EFT39905	14.01.2016	Bodyscience International	KLP - Stock For On Sale Protein Drinks & Protein Bars	297.20
EFT39906	14.01.2016	BP Australia Pty Ltd	Diesel - December 2015 OD 73177	6,770.88
EFT39907	14.01.2016	Bootleg Comedy	Christmas Event - MC Famous Sharon Final Payment	1,285.90
EFT39908	14.01.2016	Universal Pictures International Australasia Pty Ltd	Moonrise Cinema	363.00
EFT39909	14.01.2016	Karratha Timber & Building Supplies (Formerly Versatile)	General Hardware Items	310.94
EFT39910	14.01.2016	Wurth Australia Pty Ltd	Plant Repairs	1,741.94
EFT39911	14.01.2016	Wrapped Creations	Christmas On The Green - Event Management	14,795.00
EFT39912	14.01.2016	Yakka Pty Ltd	Uniforms	367.42
EFT39913	14.01.2016	Challenge Chemicals Australia	Town Street Maintenance - Algae Clean	1,982.75
EFT39914	14.01.2016	Covs Parts Pty Ltd (formerly Coventry Group Ltd)	Stock	269.75
EFT39915	14.01.2016	Chemform	Stores Consumables & Minor Equipment	297.00
EFT39916	14.01.2016	Command IT Services	IT - Customer Services Panic Duress System	2,112.00
EFT39917	14.01.2016	Circuitwest Inc.	Arts & Cultural - 2016 Membership Renewal	550.00
EFT39918	14.01.2016	Concert & Corporation Productions	Lighting And Sound Production Of Yaburara Trail Light Spectacular 2015 - Extra Diesel For Generators	192.28
EFT39919	14.01.2016	Richard Chamberlain	Green The Greens - Design Of Grass Greens At Karratha Country Club Golf Course	14,300.00
EFT39920	14.01.2016	CS Legal (The Pier Group Pty Ltd t/as)	Legal Costs	5,923.60
EFT39921	14.01.2016	Complete Tyre Solutions Pty Ltd	Plant Repairs	10,427.90
EFT39922	14.01.2016	CBRE (C) Pty Ltd	KTA Airport - Provision Of Project Management Services For December 2015	3,135.00
EFT39923	14.01.2016	Canford Hospitality Consultants Pty Ltd	Review Of Tender Documentation For Wickham Bistro - Management And Operation	990.00
EFT39924	14.01.2016	D & S Wells (WA) Pty Ltd	Plant - Fabricate 2 Pointer Bars	770.00
EFT39925	14.01.2016	Ed Knox T/A The Design Co-Operative Ltd	Printing Of Partnership Annual Report And Summary Document	7,064.72
EFT39926	14.01.2016	Donald Cant Watts Corke (WA) Pty Ltd	Dampier Community Hub - Quantity Surveyor Services June 2015	4,799.69

Chq/EFT	Date	Name	Description	Amount
EFT39927	14.01.2016	Elliotts Irrigation Pty Ltd	Stock - Opposing Nozzle Sprinkler	891.00
EFT39928	14.01.2016	Ezi-Hose Pty Ltd	Plant - Vac Pump And Fitting	4,467.37
EFT39929	14.01.2016	Elan Media Partners	Karratha Library - New Resources	1,382.98
EFT39930	14.01.2016	Exteria	Wickham Skate Park - Fireproof Rubbish Receptacle	3,627.80
EFT39931	14.01.2016	Department Of Fire And Emergency Services (ESL Payments)	ESL Levied - 2015/16 Emergency Services Levy For Omitted Property	124.00
EFT39932	14.01.2016	Glidepath Australia Pty Ltd	Kta Airport - Maintenance And Services For December 2015	9,916.50
EFT39933	14.01.2016	Gerard Lighting Pty Ltd	Stock - Fine Mesh Guard To Suit Sylvania Urban Lamp Assembly	325.05
EFT39934	14.01.2016	Woolworths (WA) Ltd	KLP, WRP, Kta Airport, Youth Services, Depot, Library – Catering, Holiday Program Materials, Stock, Supplies	1,830.81
EFT39935	14.01.2016	Land Surveys NPJS Pty Ltd	Surveying - Detailed Feature Survey Of Tank Hill Lookout Area	2,145.00
EFT39936	14.01.2016	Links Modular Solutions	KLP - 500 x RFID Wristbands	3,619.00
EFT39937	14.01.2016	L'unica Productions Pty Ltd	MESS Sponsorship - As Per Resolution No 153014 Delivery Of Final Report	6,600.00
EFT39938	14.01.2016	MAK Industrial Water Solutions Pty Ltd	WWTP - Servicing And Maintenance Consumables	8,588.98
EFT39939	14.01.2016	Monnif Pty Ltd T/A Montys Plant Hire	Drainage Maintenance - Hire 14 Tonne Smooth Drum Roller	2,475.00
EFT39940	14.01.2016	Morpho Australasia Pty Ltd	Kta Airport - Service Contract For Itemiser ETD Machine	2,117.50
EFT39941	14.01.2016	NW Communications & IT Specialists	KLP - UHF Handheld Unit For Poolside	2,586.70
EFT39942	14.01.2016	NYFL Ltd	2015 ANZAC Day Centenary - 50% Final Payment (13/14 ACADS Allocation)	17,242.97
EFT39943	14.01.2016	Neverfail Springwater Pty Ltd - 7 Mile Waste Account	15 Litre Water Bottle Refills	209.85
EFT39944	14.01.2016	Nearmap Australia Pty Ltd	KTA Airport - 12 Month Program Subscription Nearmap Australia - Product Advantage 250mb	1,648.90
EFT39945	14.01.2016	North West Waste Alliance	Street Sweeping For December 2015	39,405.36
EFT39946	14.01.2016	Patricia Denise Nicholson	REAF 2015 - Tarot Card Reading	300.00
EFT39947	14.01.2016	NDY Management Pty Ltd	Roebourne Recreation Precinct - Additional Consulting Services For Lighting	7,150.00
EFT39948	14.01.2016	One Stop Electrical	PBFC - Investigate/Repair Auto Door	396.00
EFT39949	14.01.2016	The Paper Company Of Australia Pty Ltd	Stock	841.50
EFT39950	14.01.2016	Pilbara Institute	Moonrise Cinemas - Venue Booking	1,590.00
EFT39951	14.01.2016	Pilbara Copy Service	WRP - Printer Charges Dec 2015	325.93
EFT39952	14.01.2016	Point Parking Pty Ltd	KTA Airport - Carpark Management & Monitoring Fee Admin Accounting And Insurance Fee Dec 2015	4,453.83
EFT39953	14.01.2016	Pilbara Garden Care	16 Garland Place Karratha - Full Yard & Garden Clean Up	235.00
EFT39954	14.01.2016	Pumpline Pty Ltd T/as Airblast Australia WA	KTA Airport - 1 X Long Pointer Guide - Pt No 277063.	1,620.30
EFT39955	14.01.2016	Repco Auto Parts	Stock - Air Filter C	1,447.53

Chq/EFT	Date	Name	Description	Amount
EFT39956	14.01.2016	Red Earth Flowers	Medical Services - Supply And Delivery Of 2 x Floral Arrangements For Medical Practice	220.00
EFT39957	14.01.2016	Roadrunner Equipment Pty Ltd	KTA Airport - Supply Fittings For Wind Indicators	1,621.40
EFT39958	14.01.2016	Karratha State Emergency Service	KSES - Quarterly Grant Funded Payment For KSES Unit Costs - January To March 2016	5,500.00
EFT39959	14.01.2016	Speedo Australia Pty Ltd	KLP - Merchandise For Onsale	1,335.95
EFT39960	14.01.2016	Sunny Sign Company Pty Ltd	Stock - Bracket C/W Bolt & Washer	198.00
EFT39961	14.01.2016	Site Pics	Arts & Cultural - Photography For Sharpe Ave Light Walk Opening And Christmas On The Green	1,244.65
EFT39962	14.01.2016	Designa Sabar Pty Ltd	KTA Airport - Onsite Service Coverage	1,588.03
EFT39963	14.01.2016	Scott Printers Pty Ltd	KTA Airport & Waste Services - Business Cards	239.80
EFT39964	14.01.2016	Sitemec Pty Ltd	RAC - Repair Base Of Shade Umbrella	1,466.30
EFT39965	14.01.2016	Telford Industries	Stock - Chem-Chlor	1,223.20
EFT39966	14.01.2016	T-Quip	Plant - Servicing Of Seven Reel Heads	1,536.60
EFT39967	14.01.2016	Tox Free (Australia) Pty Ltd	6 Meter Skip Bin Service To And From Wickham Aquatic Centre	13.04
EFT39968	14.01.2016	Steve Trevurza t/as Pilbara Shade Sails	RAC - Pool Shade With Five Attachments Points	2,530.00
EFT39969	14.01.2016	Total Electrical Communication Services	KTA Airport - Audit Of Alarm And Fault Operation For Gen Set	9,207.00
EFT39970	14.01.2016	3 Degrees Marketing Pty Ltd	Cossack Art Awards - Design Of Cossack Art Awards Artist In Residence Pack 2016	440.00
EFT39971	14.01.2016	Turf Whisperer	Golf Course Superintendent - Golf Course Redevelopment	8,093.13
EFT39972	14.01.2016	TWH Plumbing	Millars Well Daycare - Remove Disused Zip Hot Water Unit And Install To Staff Kitchen	158.13
EFT39973	14.01.2016	Marcus Turpin T/A Mt Retic Services	Baynton West Oval - Irrigation Asset Audit	4,983.99
EFT39974	14.01.2016	Onyx (Aust) Pty Ltd	PBFC - Repairs To Large Double Fridge	800.00
EFT39975	14.01.2016	Freestyle Now	Rio Tinto Youth Engagement - Facilitators And Prizes For Spring Classic	5,139.13
EFT39976	14.01.2016	Home Hardware Karratha	General Hardware Items – Various	637.35
EFT39977	14.01.2016	Department Health WA	Health & Safety - Consultation	123.35
EFT39978	14.01.2016	Ibis Styles Karratha	Accommodation For CCP Crew For Yaburara Trail Light Spectacular	2,505.00
EFT39979	14.01.2016	Unisite Pty Ltd	Wickham Skate Park Upgrades - Table Setting	4,738.80
EFT39980	14.01.2016	James Bennett Pty Limited	New Resources	1,078.31
EFT39981	14.01.2016	Jolly Good Auto Electrics	Plant Repairs	319.00
EFT39982	14.01.2016	Beyond Carpentry Contracting	Roebourne Library - Install Self Closing Mechanism To Front Door, Youth Shed – Re-hang Gate	905.08
EFT39983	14.01.2016	Karratha Glass Service	Plant - Replace Front And Side Glass	2,128.50
EFT39984	14.01.2016	Karratha Smash Repairs	Plant Repairs	1,430.00
EFT39985	14.01.2016	Keyspot Services	Key Rings	100.00
EFT39986	14.01.2016	Karratha Veterinary Hospital	Animal Control	384.00

Chq/EFT	Date	Name	Description	Amount
EFT39987	14.01.2016	Karratha Contracting Pty Ltd	PBFC - Supply And Install New Pump To Hot Water System and Water Filtration System, 7 Mile Waste – Repair Water Leaks, Clarkson Way – Repair Ceiling Fan and Lights, Kta Airport – Air Con Maintenance	8,361.05
EFT39988	14.01.2016	Rikker Holdings Pty Ltd T/A Karratha Tilt Tray And Towing	Removal Of Abandoned Vehicles	726.00
EFT39989	14.01.2016	KC Distributors Australia Pty Ltd	WRP – Uniforms	2,403.50
EFT39990	14.01.2016	Neils Reticulation And Landscaping	Bulgarra Daycare - Investigate/Repair Reticulation To Centre Not Working	799.70
EFT39991	14.01.2016	Woolworths (WA) Ltd	Youth Services Eastern Corridor - School Holiday Program Items	90.40
EFT39992	14.01.2016	Water Infrastructure Science and Engineering P/L	Kta ERS Pipe Inspection - Dec Site Inspections And Technical Advice Ongoing Works	7,610.64
EFT39993	14.01.2016	Dampier Community Association	Refund - Venue Hire Bond Dampier Pavilion For 2015 (#172235 24/02/2015) Dampier Beachside Markets	250.00
EFT39994	14.01.2016	Jennifer Bouricha	Refund - Asic Card Bond	50.00
EFT39995	14.01.2016	Marlena Kahika	Refund - Asic Card Bond	50.00
EFT39996	14.01.2016	Chun-Chu Yang	Refund - Asic Card Bond	50.00
EFT39997	15.01.2016	Coates Hire Operations	REAF 2015 Equipment Hire	13,198.13
EFT39998	18.01.2016	T Swetman - (Mortgage Account)	Home Ownership Allowance	555.00
EFT39999	18.01.2016	A Dorning - (Mortgage Account)	Home Ownership Allowance	1,000.00
EFT40000	18.01.2016	L Gan - (Mortgage Account)	Home Ownership Allowance	1,000.00
EFT40001	18.01.2016	P Heekeng - (Mortgage Account)	Home Ownership Allowance	600.00
EFT40002	18.01.2016	Maxxia Pty Ltd	Payroll deductions	13,935.95
EFT40003	18.01.2016	N Milligan - (Mortgage Account)	Home Ownership Allowance	814.79
EFT40004	18.01.2016	S Wachter - (Mortgage Account)	Home Ownership Allowance	1,394.17
EFT40005	20.01.2016	Australian Taxation Office	Payroll Deductions	276,145.00
EFT40006	20.01.2016	Child Support Agency	Payroll Deductions	1,997.62
EFT40007	20.01.2016	Karratha First National Real Estate	Lease Payment	4,236.61
EFT40008	20.01.2016	North West Realty	Lease Payment	8,255.95
EFT40009	20.01.2016	Pilbara Real Estate	Lease Payment	6,071.44
EFT40010	20.01.2016	Ray White Real Estate	Lease Payment	3,476.19
EFT40011	20.01.2016	Finbar Karratha Pty Ltd	Lease Payment	4,333.33
EFT40012	20.01.2016	Karratha Self Storage	Records Management - Monthly Storage January 2016	450.00
EFT40013	21.01.2016	Australia Post	Postage - December 2015	2,729.95
EFT40014	21.01.2016	Barmah Hats	Stock Large Canvas Drover Hat Beige	257.40
EFT40015	21.01.2016	Staples Australia	Stationery Items - Various	615.14
EFT40016	21.01.2016	Chandler Macleod	Labour Hire - Litter Picker Crew	10,565.63

Chq/EFT	Date	Name	Description	Amount
EFT40017	21.01.2016	Karratha Scout Group	Grant Reference CC/02/OCT/15 For Karratha Scouts To Attend The Australian Scout Jamboree 2016	3,850.00
EFT40018	21.01.2016	KAW Engineering Pty Ltd	Cleaverville Septic - Fabricate And Paint Septic Lid	568.92
EFT40019	21.01.2016	Millars Well Primary School	25% First Payment 2015/16 Annual Community Grant Scheme - Front Verge Revitalisation Project	4,950.00
EFT40020	21.01.2016	Ngarliyarndu Bindirri Aboriginal Corp.	Light Walk - Labour To Assist Setting Up Sharpe Ave Light Walk	1,255.23
EFT40021	21.01.2016	Phonographic Performance Company (PCCA)	WRP - PCCA Licence (1020643) 01/02 - 30/04/16	316.25
EFT40022	21.01.2016	Parry's Merchants	Stock	116.05
EFT40023	21.01.2016	Poinciana Nursery	Mosquito Management - Bags Of Poultry Mix	96.00
EFT40024	21.01.2016	St John Ambulance-Karratha	WRP - Adult Pads HS1 - NSM5071AS	971.00
EFT40025	21.01.2016	Te Wai Manufacturing	Uniforms	729.00
EFT40026	21.01.2016	TNT Express	Freight	720.33
EFT40027	21.01.2016	The Retic Shop	Stock	3,359.40
EFT40028	21.01.2016	West Pilbara Softball Organisation	Grant Reference SP/06/AUG/15 Funding Towards The Upgrade Of The Softball Dugout At Bulgarra Oval	3,326.00
EFT40029	21.01.2016	Atom Supply	Stock - Concrete Mix	58.83
EFT40030	21.01.2016	J Blackwood & Son Pty Limited	Stock - Gloves-Nitrile Disposable	21.91
EFT40031	21.01.2016	Australian Institute Of Management - WA (AIM)	Attendance Of Course - Thinking & Planning Strategically	2,310.00
EFT40032	21.01.2016	Protector Alsafe	Safety Work Boots	385.44
EFT40033	21.01.2016	Apprenticeships Australia	Apprentice Management Fee	366.67
EFT40034	21.01.2016	Avdata Australia	KTA Airport - Monthly Data Reporting Fee	643.06
EFT40035	21.01.2016	Airport Security Pty Ltd	KTA Airport - 6 x ASIC Prints	240.00
EFT40036	21.01.2016	AEC Group Ltd	CofK - Tourism Ventures Feasibility Study - Phase 4 - Reporting	35,004.20
EFT40037	21.01.2016	Analytical Reference Laboratory (WA) Pty Ltd - ARL	7 Mile Waste Septic - Analysis Of 8 Bores Plus One Duplicate	2,750.00
EFT40038	21.01.2016	Burkeair Pty Ltd	Old Shire Office Roebourne - Supply & Install A/C, Melak St – Repair Aircons, Wickham Community Hall – Investigate/Repair Aircon, Wickham Transfer Station – Annual Ice Machine Service, 7 Mile Waste – Annual Ice Machine Service	15,373.09
EFT40039	21.01.2016	Building Commission (Building Services Levy)	BSL Receipts - December 2015 Building Permits	1,358.72
EFT40040	21.01.2016	Beacon Equipment	Plant - Chain Bar	494.45
EFT40041	21.01.2016	Best Price Pool Equipment	3 Teesdale Place - Supply And Deliver Zodiac G2 Automatic Pool Cleaner	696.00
EFT40042	21.01.2016	Centurion Transport Co Pty Ltd	Freight	2,558.95
EFT40043	21.01.2016	Coates Hire Operations	Footpath Works - Hire of Mini Loader and Trailer	416.35
EFT40044	21.01.2016	Coca-Cola Amatil (Holdings) Ltd	RAC - Kiosk Stock	1,252.33

Chq/EFT	Date	Name	Description	Amount
EFT40045	21.01.2016	Cabcharge Australia Pty Ltd	Cabcharge	228.71
EFT40046	21.01.2016	Cleverpatch Pty Ltd	Kta Library - Craft Supplies For School Holiday Activities For Dampier & Wickham Libraries	110.22
EFT40047	21.01.2016	City Of Greater Geraldton	Western Australian Regional Capitals Alliance Membership Contribution 15/16 FY	14,719.69
EFT40048	21.01.2016	Comtec Data Pty Ltd	Kta Airport - Relocate Pay Stations	4,848.25
EFT40049	21.01.2016	Complete Tyre Solutions Pty Ltd	Plant Repairs	427.00
EFT40050	21.01.2016	Crescent Conveyancers	Rates Refund For Assessment A33201	1,175.71
EFT40051	21.01.2016	Donald Cant Watts Corke (WA) Pty Ltd	Dampier Community Hub - Quantity Surveyor Services	14,405.58
EFT40052	21.01.2016	Ezi-Hose Pty Ltd	Plant - Hose And Fittings	61.08
EFT40053	21.01.2016	Emergency Media Pty Ltd	Moonrise Cinema - Paramedics Australia Advertising Response Autumn 2016	764.50
EFT40054	21.01.2016	Fortesque Bus Service Pty Ltd	Seniors Christmas Party 2015 Bus Service For School Choir	418.00
EFT40055	21.01.2016	Fuel Fix Pty Ltd	7 Mile Waste Facility - Exchange Fuel Hose And Nozzle For Diesel Tank	2,381.50
EFT40056	21.01.2016	Global Security Management (WA)	Nightly Security Patrols December 2015 – Various	14,014.00
EFT40057	21.01.2016	Home Hardware Karratha	KLP - Sports Floor Lamb's Wool Brooms	193.87
EFT40058	21.01.2016	Iron Mountain Australia Pty Ltd	Monthly Storage Of City Archives, December 2015	1,264.87
EFT40059	21.01.2016	James Bennett Pty Limited	New Resources	277.70
EFT40060	21.01.2016	Jolly Good Auto Electrics	Plant Repairs	3,595.60
EFT40061	21.01.2016	Beyond Carpentry Contracting	Kta Admin Annexe - HR Interview Room Prepare And Paint Wall, Wickham Child Health – Repair Sliding Door	825.00
EFT40062	21.01.2016	Karratha Glass Service	45 Clarkson - Replace Flyscreens To Rear Bedroom And Ensuite	495.00
EFT40063	21.01.2016	Keyspot Services	HR - Replacement 3 x Staff Service Awards	167.70
EFT40064	21.01.2016	Karratha Veterinary Hospital	Animal Control	100.50
EFT40065	21.01.2016	McLeods & Co Barristers And Solicitors	Legal Fees	649.67
EFT40066	21.01.2016	Landgate	Valuation Services	195.50
EFT40067	21.01.2016	Land Surveys NPJS Pty Ltd	Upgrade Effluent Systems - Kookaburra Park Fieldwork	6,509.25
EFT40068	21.01.2016	Marketforce	Advertising	1,288.05
EFT40069	21.01.2016	Media On Mars	Annual Website Hosting Renewal	308.00
EFT40070	21.01.2016	J MacDonagh	Wickham Back Beach Foreshore Management - Reimbursement For Dinner - Community Workshop	28.00
EFT40071	21.01.2016	Redwave Media Ltd	PIRSA - Road Safety Advertising Campaign	11,528.00
EFT40072	21.01.2016	Neverfail Springwater Pty Ltd - 7 Mile Waste Account	15 Litre Spring Water Refills	343.95

Chq/EFT	Date	Name	Description	Amount
EFT40073	21.01.2016	Neverfail Springwater Pty Ltd - Wickham Transfer Station	15 Litre Spring Water Refills	45.95
EFT40074	21.01.2016	Neils Reticulation And Landscaping	Teesdale Place - Investigate/Repair All Reticulation	1,001.55
EFT40075	21.01.2016	Polytechnic West	Annual Training Cost	215.00
EFT40076	21.01.2016	Repco Auto Parts	Plant - Parts	27.94
EFT40077	21.01.2016	Roy Galvin & Co Pty Ltd	Dampier Pavilion - Supply Sink Waste Kit	13.66
EFT40078	21.01.2016	Roebourne Dingo Hire	Removal Of Abandoned Vehicles	440.00
EFT40079	21.01.2016	Reece Pty Ltd	Reticulation Parts	849.49
EFT40080	21.01.2016	Kmart Karratha	WRP, KLP - Holiday Program Jan 2016 Craft Supplies, 7 Mile Waste – Cleaning Items	788.25
EFT40081	21.01.2016	Decor8 Australia Pty Ltd	Baynton West Park Toilets – Painting	1,500.00
EFT40082	21.01.2016	Seek Limited	Seek 20 Job Ad Pack	4,136.00
EFT40083	21.01.2016	Saving Animals From Euthanasia	SAFE MOU Funding - Payment 3 Of 4 (Jan - Mar 2016)	11,000.00
EFT40084	21.01.2016	Shire Of Wyndham-East Kimberley	Cert Service Of Building Plans & Issue Of BA3 Cert Of Design Compliance	99.00
EFT40085	21.01.2016	Designa Sabar Pty Ltd	KTA Airport - Technical Support Service Coverage -	511.50
EFT40086	21.01.2016	Seatadvisor Pty Ltd	Moonrise Cinema - December Ticket Sales	125.95
EFT40087	21.01.2016	Securepay Pty Ltd	Moonrise Cinema - Transaction Fee For December 2015	15.84
EFT40088	21.01.2016	Scope Business Imaging	Photocopier / Printer Charges	1,873.19
EFT40089	18.01.2016	Solarwinds Software Europe Limited	Cancelled Cheque	0.00
EFT40090	21.01.2016	Survey Logic Pty Ltd	Kta Airport - Deliver Net Lettable Area Survey/Plan For The Karratha Airport Terminal Building	2,486.00
EFT40091	21.01.2016	20th Century Fox Film Distributors Pty Ltd	Moonrise Cinema - Film License	330.00
EFT40092	21.01.2016	Uniqco (WA) Pty Ltd	Fleet & Plant Management Fee For January 2016	4,290.00
EFT40093	21.01.2016	Karratha Timber & Building Supplies (Formerly Versatile)	General Hardware Items – Various	935.83
EFT40094	21.01.2016	Woolworths (WA) Ltd	WRP - Kiosk Supplies, Holiday Program Supplies, 7 Mile Waste – Kitchen Supplies	941.23
EFT40095	21.01.2016	Wormald Australia Pty Ltd	Annual Surveys - Fire Indicator Panels, Tanks – Hydrants, Pumps - December 2015	4,656.64
EFT40096	21.01.2016	WA Billboards	KTA Airport - Monthly Charges For FIDS System For December 2015	2,345.75
EFT40097	21.01.2016	West-Sure Group	KTA Airport - Car Parking Revenue Bank Deposit December 2015	512.50
EFT40098	21.01.2016	WT Design Studio	Roebourne 150 - Logo Design As Per Brief With 3 Concept Design For Selection	2,308.90
EFT40099	21.01.2016	Yinjaa-Barni Art Aboriginal Corporation	Roebourne Heritage Trail & Ngurin Bush Tucker Trail - Interpretive Sign Art Commission Pieces	2,400.00
EFT40100	21.01.2016	Zipform Pty Ltd	PUPP Instalment Notices Base Stock	1,204.50
EFT40101	21.01.2016	Horizon Power	Electricity Charges	195,069.75
EFT40102	21.01.2016	Telstra Corporation Ltd	Telephone Charges	33,471.56
EFT40103	21.01.2016	Karratha Contracting Pty Ltd	Baynton West Park Toilets - Installation Of New Sewerage Line, Kta Airport – Replace Faulty Suction Isolation Valve on Chiller, Pt Samson –	50,018.49

Chq/EFT	Date	Name	Description	Amount
			Repair Toilets, Cossack – Repair Water Tank, KLP – Install Refrigerant in Chiller 2 and Repair Leak	
EFT40104	29.01.2016	G Bailey	Members Sitting Fees - January 2016	2,791.67
EFT40105	29.01.2016	J Lally	Members Sitting Fees - January 2016	4,562.50
EFT40106	29.01.2016	E Smeathers	Members Sitting Fees - January 2016	2,791.67
EFT40107	29.01.2016	F White-Hartig	Members Sitting Fees - January 2016	2,741.67
EFT40108	29.01.2016	M Bertling	Members Sitting Fees - January 2016	2,791.67
EFT40109	29.01.2016	G Cucel	Members Sitting Fees - January 2016	2,791.67
EFT40110	29.01.2016	G Harris	Members Sitting Fees - January 2016	2,791.67
EFT40111	29.01.2016	P Long	Members Sitting Fees - January 2016	11,125.00
EFT40112	29.01.2016	B Parsons	Members Sitting Fees - January 2016	2,791.67
EFT40113	29.01.2016	D Scott	Members Sitting Fees - January 2016	2,791.67
EFT40114	29.01.2016	R Vandenberg	Members Sitting Fees - January 2016	2,791.67
EFT40115	21.01.2016	Australian Taxation Office	BAS - December 2015	137,058.00
EFT40116	25.01.2016	BLS Industries Pty Ltd T/a Cobey Industries	Award of RFT 23-14/15 Karratha Effluent Reuse Scheme	984,352.78
EFT40117	25.01.2016	T F Woollam & Son Pty Ltd T/A Woollam Constructions	Kta Airport - Contract Variations Paid On Progress Claim 17	632,185.43
EFT40118	28.01.2016	Pilbara Regional Council	Member Contribution To The Pilbara Regional Council - Quarter 4 FY 15/16	60,500.00
EFT40119	28.01.2016	Environmental Industries	Cancelled Cheque	0.00
EFT40120	28.01.2016	Staples Australia	Stationery Items - Various	1,738.17
EFT40121	28.01.2016	Chandler Macleod	Labour Hire - Litter Picker Crew	7,075.20
EFT40122	28.01.2016	Hart Sport	KLP - Strength Bands	179.50
EFT40123	28.01.2016	Karratha Volunteer Fire And Rescue Services	Community Sports Awards - Bar Services	600.00
EFT40124	28.01.2016	Water2Water	KLP - Monthly Rental Charge For Reception Kitchen Water Cooler	66.00
EFT40125	28.01.2016	Parry's Merchants	The Youth Shed & RAC – Kiosk Stock	921.90
EFT40126	28.01.2016	Roebourne Primary School P & C Assoc Inc Canteen Committee	Roebourne Seniors Christmas Party	3,872.00
EFT40127	28.01.2016	Stihl Shop Redcliffe	Stock	288.00
EFT40128	28.01.2016	Royal Life Saving Society WA Inc	KLP - Bronze Medallion Award And Medallion	17.60
EFT40129	28.01.2016	Worksense Safety & Workwear	Uniforms	422.99
EFT40130	28.01.2016	Atom Supply	KTA Depot Garden Maintenance - Film Plastic Builders	173.91
EFT40131	28.01.2016	Auslec	KLP - Replacement LED Flood Emergency Lights	307.67
EFT40132	28.01.2016	Onyx (Aust) Pty Ltd	All Staff Christmas Party 2015 - Event Package	18,333.50
EFT40133	28.01.2016	Protector Alsafe	7 Mile Waste - Safety Boots	73.39
EFT40134	28.01.2016	Attorney-General's Department	KTA Airport - 13 x AusCheck Background Checks	1,202.50
EFT40135	28.01.2016	Avdata Australia	KTA Airport - Monthly Data Reporting Fee	764.54
EFT40136	28.01.2016	Air Dynamics	7 Mile Waste - Conduct Indoor Coil/Scroll Clean And Outdoor Unit Clean	2,079.00

Chq/EFT	Date	Name	Description	Amount
EFT40137	28.01.2016	West End Arts Australia Pty Ltd T/A Archipelago Arts	Dampier Community Hub - Concept Design Development Fee For Shortlisted Applicant	1,100.00
EFT40138	28.01.2016	Ausco Modular Pty Limited	Kta Depot - Hire Of Portable Building	1,573.88
EFT40139	28.01.2016	Airport Security Pty Ltd	KTA Airport - ASIC Prints x 2	80.00
EFT40140	28.01.2016	Civica Pty Ltd	Kta Library - Training Sessions For Opac Editing	1,595.00
EFT40141	28.01.2016	Burkeair Pty Ltd	Wickham Transfer Station - Repair Pipes To Ice Machine And Test	620.26
EFT40142	28.01.2016	Bernd Kruse	Reimbursement - Concession Card Holder Parking Discount	113.01
EFT40143	28.01.2016	Steven John Burgess	Land Matters - Landscape Licence Research	330.00
EFT40144	28.01.2016	Parry's Merchants	The Youth Shed - Cafe Stock	303.70
EFT40145	28.01.2016	Challenge Chemicals Australia	Stock - Floor Cleaner	396.00
EFT40146	28.01.2016	Coates Hire Operations	Baynton West Park - Toilet Hire For December 2015	761.92
EFT40147	28.01.2016	Coca-Cola Amatil (Holdings) Ltd	RAC - Kiosk Stock	1,182.33
EFT40148	28.01.2016	Cleverpatch Pty Ltd	Karratha Library - January 2016 Vacation Care Activity	124.19
EFT40149	28.01.2016	Command IT Services	PBFC - Security Alarm Monitoring Annual Fee	396.00
EFT40150	28.01.2016	Complete Tyre Solutions Pty Ltd	Plant Repairs	4,408.75
EFT40151	28.01.2016	Data#3 Limited	VMware 3 Year Capped ELA With Support & Subscription Bundle	40,700.00
EFT40152	28.01.2016	Discovery Sailing Adventures	Sam's Island - Goods Required For Works	534.25
EFT40153	28.01.2016	Dave's Transit Service	All Staff Christmas Party 2015 - Bus Transfers For Dampier Wickham And Roebourne	550.00
EFT40154	28.01.2016	Department Of Environment Regulation	KTA Airport - L8773/2013/1 - Annual Fee	329.00
EFT40155	28.01.2016	Double R Equipment Repairs	Plant Repairs – Various	11,469.92
EFT40156	28.01.2016	Delron Cleaning Pty Ltd	KLP - Clean Carpets	495.00
EFT40157	28.01.2016	Dunnart Picture Framing	Kta Library - 2 Wrought Iron Easels For Library Displays	149.99
EFT40158	28.01.2016	H Eaton	CPA Membership Reimbursement For 2016	710.00
EFT40159	28.01.2016	Gym Care Commercial Fitness Specialists	WRP - Replacement Rowing Machine	1,870.00
EFT40160	28.01.2016	Global Security Management (WA)	PBFC - Alarm Response Attendance Call Out	902.00
EFT40161	28.01.2016	Prime Media Group (GWN7)	KLP - TV Advertising For 2015-16	606.10
EFT40162	28.01.2016	Gresley Abas Pty Ltd	Dampier Community Hub - Project Architect Travel Allowance December 2015	11,451.27
EFT40163	28.01.2016	Home Hardware Karratha	General Hardware	127.00
EFT40164	28.01.2016	Hydramet	Oval Maintenance - Minor Service Portion Service Agreement	8,317.21
EFT40165	28.01.2016	Hisco	The Youth Shed - Indoor Play Cream Whip Bulbs	116.27
EFT40166	28.01.2016	The Trustee for the Hickey Family Trust	7 Mile Waste - Komatsu 2.5 Tonne Forklift Hire	1,072.06

Chq/EFT	Date	Name	Description	Amount
		T/A Hickey Holdings WA Pty Ltd		
EFT40167	28.01.2016	Jason Signmakers	Cossack - 3 X A Frame Signs For Enquiries And Museum	478.50
EFT40168	28.01.2016	James Bennett Pty Limited	New Resources – Library	228.04
EFT40169	28.01.2016	Jolly Good Auto Electrics	Plant Repairs	396.00
EFT40170	28.01.2016	Beyond Carpentry Contracting	Mosher Way – Minor Repairs to Property, Kta Main Admin – Events Attach Pin Boards to Walls, Shadwick Dr – Repair Roof Leak, 7 Mile Waste – Repair Door	1,963.17
EFT40171	28.01.2016	Karratha Glass Service	Plant – Repairs	770.00
EFT40172	28.01.2016	Keyspot Services	FBCC - Store Room Cupboard Key	16.00
EFT40173	28.01.2016	Sonic HealthPlus Pty Ltd	Fast Track Twinrix Injections	260.70
EFT40174	28.01.2016	Karratha Newsagency - KLP Account	KLP - Fitness Magazine Subscriptions - December 2015	58.39
EFT40175	28.01.2016	A Kett	Reimbursement - Study Assistance 2016 - Certificate In Airport Operations	959.68
EFT40176	28.01.2016	R Leeds	Reimbursement - Internet	74.95
EFT40177	28.01.2016	Love & Soul Engineering	The Youth Shed - Girls Crew Program - African Dancing Workshop	200.00
EFT40178	28.01.2016	MM Electrical Merchandising	Kta Main Admin Building - Supply Light Bulbs	108.10
EFT40179	28.01.2016	iSentia Pty Limited (Media Monitors Australia Pty Ltd)	Marketing & Promotion - Media Monitoring 15/16 Financial Year	1,733.41
EFT40180	28.01.2016	Marketforce	Advertising – Various	324.15
EFT40181	28.01.2016	MAK Industrial Water Solutions Pty Ltd	Kta Airport - WWTP Service & Operations Monthly Management For December 2015	20,259.10
EFT40182	28.01.2016	North West Tree Services	Tree & Shrub Pruning – Various Sites	6,673.70
EFT40183	28.01.2016	Norwest Craft Supplies	The Youth Shed - Holiday Mayhem Activity	443.46
EFT40184	28.01.2016	Neils Reticulation And Landscaping	Staff Housing - Investigate/Repair Faulty Reticulation, Various Properties	1,185.80
EFT40185	28.01.2016	Nielsen Liquid Waste Services Pty Ltd	Baynton West Park Toilets - Pump Out Portable Toilets	400.00
EFT40186	28.01.2016	Paint Industries Pty Ltd	KTA Airport - Topdek Runway Marking	5,555.21
EFT40187	28.01.2016	Pastoral Management Pty Ltd	Rates Refund For Assessment A5173	935.48
EFT40188	28.01.2016	Prompt Fencing Pty Ltd	Bulgarra Oval - Fencing Repairs to Car Park Surrounds	4,400.00
EFT40189	28.01.2016	Quick Corporate Australia Pty Ltd	KTA Airport - 11 x Spare Feet Lounge Seater	314.60
EFT40190	28.01.2016	Repco Auto Parts	Plant – Parts	606.24
EFT40191	28.01.2016	Red Dot Stores	The Youth Shed - Luau Party Game Resources	396.98
EFT40192	28.01.2016	Roebourne Dingo Hire	Removal Of Abandoned Vehicles	660.00
EFT40193	28.01.2016	Ruff Country 4x4	Workshop Cleaning - Kinchrome Hydraulic Lift Table 300kg	500.00
EFT40194	28.01.2016	State Law Publisher	Development Services - Amendment No 37	159.60
EFT40195	28.01.2016	Statewide Bearings	Plant - Master Cylinder	238.98

Chq/EFT	Date	Name	Description	Amount
EFT40196	28.01.2016	Kmart Karratha	Youth Services Eastern Corridor & KLP - January School Holiday Program Supplies	1,289.50
EFT40197	28.01.2016	Scope Business Imaging	Photocopier / Printer Charges	2,047.47
EFT40198	28.01.2016	STATS - Specialist Testing And Technical Services	Geotechnical Investigation And Report For Tank Hill Lookout	12,874.40
EFT40199	28.01.2016	Schneider Electric Buildings Aust. Pty Ltd	CofK Sites - Service And Maintenance of Electric Doors	6,050.00
EFT40200	28.01.2016	Tox Free (Australia) Pty Ltd	7 Mile Waste - Supply & Collection Of 4.5m3 Front Lift Bulk Recycling Bins December 2015	2,513.94
EFT40201	28.01.2016	State Library of WA (Office of Shared Services)	Kta Library - Freight Recoup For Inter-Library Loans From 2013-14 Financial Year	2,290.98
EFT40202	28.01.2016	Tennant Australia Pty Ltd	KLP - Back Wheels For S9 Sweeper Poolside	68.66
EFT40203	28.01.2016	Thaluntha Pty Ltd	Rates Refund For Assessment A2921	414.93
EFT40204	28.01.2016	Taniwha Security Services Pty Ltd	Events Christmas - Security At Yaburara Trail Light Spectacular	2,640.00
EFT40205	28.01.2016	Turf Whisperer	Golf Course Superintendent - Golf Course Redevelopment - Wages	9,078.28
EFT40206	28.01.2016	TWH Plumbing	PFBC - Investigate/Repair Water Leak Outside Gate To Café	248.68
EFT40207	28.01.2016	Brendan & Bradley Van Beek	Rates Refund For Assessment A89428	345.12
EFT40208	28.01.2016	Woolworths (WA) Ltd	Youth Services Eastern Corridor - Goods For January School Holiday Program, Youth Shed – Café Supplies, Depot – Kitchen Supplies, KLP – Crèche Supplies, KLP School Holiday Supplies	1,414.68
EFT40209	28.01.2016	Wormald Australia Pty Ltd	KLP- Investigate/Repair Fault On Fire Panel	462.00
EFT40210	28.01.2016	Wilson Security	The Youth Shed - Alarm Response Attendance Call Out	358.60
EFT40211	28.01.2016	Wrapped Creations	The Youth Shed - Luau Party	1,416.57
EFT40212	28.01.2016	WT Partnership (Aus) Pty Ltd	KTA Airport Terminal Redevelopment Project - Stage 3 Cost Management Services And Disbursements	2,750.00
EFT40213	28.01.2016	West Australian Newspapers Limited	Advertising	7,588.20
EFT40214	28.01.2016	Yakka Pty Ltd	Uniforms	134.99
EFT40215	28.01.2016	Zipform Pty Ltd	Rates - Printing And Posting Of 3rd Rate Instalment Notices	2,059.01
EFT40216	28.01.2016	Horizon Power	Electricity Usage Charges	5,388.64
EFT40217	28.01.2016	Telstra Corporation Ltd	Telephone Usage Charges	2,445.65
EFT40218	28.01.2016	Water Corporation	Water Usage Charges	1,677.98
EFT40219	28.01.2016	Water Corporation	Water Usage Charges	1,473.07
EFT40220	28.01.2016	Water Corporation	Water Usage Charges	1,142.44
EFT40221	28.01.2016	Water Corporation	Water Usage Charges	2,554.14
EFT40222	28.01.2016	Water Corporation	Water Usage Charges including Temporary Service Welcome Road	41,943.97
EFT40223	28.01.2016	Karratha Contracting Pty Ltd	Sharpe Ave Light Walk 2015 - Install And Uninstall Christmas Motifs and Plant Hire, Cooljacka Cres – Repair Broken Effluent Line, Kta Admin – Install Water Pressure Valves, Air Con Maintenance – Various Sites, Kta Airport – Replace 6 x Aircon Units, WRP – Replace Condenser Fan	36,256.32

Chq/EFT	Date	Name	Description	Amount
EFT40224	28.01.2016	Environmental Industries	Dampier Hwy – Footpath & Major Road Brushcutting, Slashing, Mowing, Bulgarra Oval – Flush out Lines and Excavate and Repair Water Main Leak/Break	90,525.99
78101	14.01.2016	B Evans	WRP - Refund	7.50
78102	14.01.2016	Kayne Ferguson	Refund For Temporary Sign Licence Application Lodged	10.00
78103	14.01.2016	Dept Of Planning & Infrastructure - Plates	C Of K - Plates 6867K	200.00
78104	14.01.2016	Casey Pearce	Refund Of Building Services Levy	40.50
78105	14.01.2016	Target Australia Pty Ltd	KLP - Pool Noodles For Aquarun Tethers	60.00
78106	14.01.2016	Western Diagnostic Pathology	Alcohol & Drug Testing	1,859.83
78107	14.01.2016	Amanda Sue Hughes	PUPP Refund - A44585	2,694.18
78108	13.01.2016	Australian Services Union (ASU/MEU Div.)	Payroll Deductions	1,383.60
78109	13.01.2016	Lgrceu	Payroll Deductions	153.78
78110	26.01.2016	Karratha Volunteer Fire And Rescue Services	2016 Australia Day Awards Winner Of The Community Service Award	1,000.00
78111	26.01.2016	John Lally	2016 Australia Day Awards Winner Of The Citizen Of The Year Award	1,000.00
78112	26.01.2016	Rose Best	2016 Australia Day Awards Winner Of The Environmental Award	1,000.00
78113	26.01.2016	Jordan Grigson	2016 Australia Day Awards Winner Of The Young Citizen Of The Year Award	1,000.00
78114	26.01.2016	Karratha RSL	2016 Australia Day Awards Winner Of The Community Event/Activity Of The Year	1,000.00
78115	26.01.2016	Ian McGilvray	2016 Australia Day Awards Winner Of The Community Spirit Award	1,000.00
78116	18.01.2016	City of Karratha	Payroll Deductions	977.19
78117	21.01.2016	Building And Construction Industry Training Fund (BCITF)	BCITF Receipts - December 2015	4,835.72
78118	21.01.2016	Adrian Catlin	Refund For Over Payment Of Building Application	75.00
78119	20.01.2016	City of Karratha	Community & Engagement - Farewell Gift - Staff	1,118.80
78120	28.01.2016	City Of Melville	Kta Library - Damaged Book Charges	16.50
78121	28.01.2016	Croydon Gold Pty Ltd	Rates Refund For Assessment A91331	4,183.99
78122	25.01.2016	City of Karratha	Cancelled Cheque	0.00
78123	25.01.2016	City of Karratha	Investment - NAB 1 X 15000000 For A Period Of 4 Months @ 3.10%	25,000,000.00
78124	25.01.2016	City of Karratha	Investment - Bankwest 1 X \$10000000 For A Period Of 6 Months @ 2.90%	15,000,000.00
DD24689.1	30.12.2015	WA Super (Formerly WALGSP)	Superannuation Contributions	241.75
DD24702.1	30.12.2015	WA Super (Formerly WALGSP)	Superannuation Contributions	160.17
DD24704.1	30.12.2015	Telstra Super Pty Ltd	Superannuation Contributions	103.95
DD24711.1	11.01.2016	WA Super (Formerly WALGSP)	Superannuation Contributions	-160.17
DD24713.1	30.12.2015	WA Super (Formerly WALGSP)	Superannuation Contributions	533.91
DD24715.1	11.01.2016	Telstra Super Pty Ltd	Superannuation Contributions	-103.95

Chq/EFT	Date	Name	Description	Amount
DD24717.1	11.01.2016	WA Super (Formerly WALGSP)	Superannuation Contributions	-533.91
DD24720.1	30.12.2015	WA Super (Formerly WALGSP)	Superannuation Contributions	160.17
DD24722.1	30.12.2015	Telstra Super Pty Ltd	Superannuation Contributions	103.95
DD24750.1	13.01.2016	WA Super (Formerly WALGSP)	Payroll Deductions	106,382.62
DD24750.10	13.01.2016	AMP Super Directions Fund	Superannuation Contributions	480.85
DD24750.11	13.01.2016	AMP SignatureSuper	Superannuation Contributions	1,024.27
DD24750.12	13.01.2016	BT Super For Llife	Superannuation Contributions	1,072.83
DD24750.13	13.01.2016	NGS Superannuation	Superannuation Contributions	612.39
DD24750.14	13.01.2016	Sunsuper Pty Ltd	Superannuation Contributions	980.88
DD24750.15	13.01.2016	MLC Nominees Pty Ltd	Payroll Deductions	1,128.58
DD24750.16	13.01.2016	J & S Pryor Super Fund	Superannuation Contributions	469.36
DD24750.17	13.01.2016	Cbus	Superannuation Contributions	621.44
DD24750.18	13.01.2016	Statewide Super	Superannuation Contributions	744.51
DD24750.19	13.01.2016	MLC Masterkey Superannuation	Superannuation Contributions	461.92
DD24750.2	13.01.2016	Macquarie Super - Hounsham (Jewkes)	Superannuation Contributions	531.08
DD24750.20	13.01.2016	AMP Flexible Lifetime Superannuation Fund	Superannuation Contributions	590.72
DD24750.21	13.01.2016	VicSuper	Superannuation Contributions	808.75
DD24750.22	13.01.2016	JR Superannuation Fund	Superannuation Contributions	490.86
DD24750.23	13.01.2016	Rest Superannuation	Superannuation Contributions	4,856.33
DD24750.24	13.01.2016	Colonial First State Investments Limited (Super)	Superannuation Contributions	465.38
DD24750.25	13.01.2016	CBA Superannuation Savings Account	Superannuation Contributions	297.41
DD24750.26	13.01.2016	Club Plus Superannuation Scheme	Payroll Deductions	755.49
DD24750.27	13.01.2016	Commonwealth Superannuation Savings - Bradshaw	Superannuation Contributions	112.56
DD24750.28	13.01.2016	Jacqueline & Theresa Super Fund	Superannuation Contributions	385.10
DD24750.29	13.01.2016	Kym Davies Superannuation Fund	Superannuation Contributions	585.34
DD24750.3	13.01.2016	AXA Generations	Superannuation Contributions	831.48
DD24750.30	13.01.2016	AvSUPER FUND	Superannuation Contributions	442.74

Chq/EFT	Date	Name	Description	Amount
DD24750.31	13.01.2016	ANZ Smart Choice Super	Superannuation Contributions	1,000.07
DD24750.32	13.01.2016	AMP Superleader	Superannuation Contributions	420.60
DD24750.33	13.01.2016	QSUPER	Superannuation Contributions	454.77
DD24750.34	13.01.2016	Superwrap Personal Super Plan	Superannuation Contributions	516.67
DD24750.35	13.01.2016	Mtaa Superannuation Fund	Superannuation Contributions	462.46
DD24750.36	13.01.2016	AustSafe Super	Superannuation Contributions	363.82
DD24750.37	13.01.2016	Australian Super	Superannuation Contributions	3,661.75
DD24750.38	13.01.2016	AMP Retirement Trust - BATT	Superannuation Contributions	886.04
DD24750.39	13.01.2016	Hesta Superannuation	Superannuation Contributions	3,274.28
DD24750.4	13.01.2016	HostPlus Superannuation	Payroll Deductions	3,289.44
DD24750.40	13.01.2016	First State Super	Superannuation Contributions	411.92
DD24750.5	13.01.2016	Local Government Superannuation- SYDNEY	Superannuation Contributions	1,411.59
DD24750.6	13.01.2016	100F Lifetrack Personal Superannuation	Superannuation Contributions	478.71
DD24750.7	13.01.2016	Essential Super	Superannuation Contributions	765.40
DD24750.8	13.01.2016	Local Government Superannuation - BRISBANE	Payroll Deductions	1,851.51
DD24750.9	13.01.2016	Colonial First State Firstchoice Super	Superannuation Contributions	1,077.38
DD24755.1	30.12.2015	WA Super (Formerly WALGSP)	Superannuation Contributions	97.34
DD24773.1	30.12.2015	Rest Superannuation	Superannuation Contributions	330.35
DD24773.2	30.12.2015	WA Super (Formerly WALGSP)	Superannuation Contributions	121.71
DD24787.1	30.12.2015	MLC Nominees Pty Ltd	Superannuation Contributions	103.33
DD24844.1	08.01.2016	Westpac Corporate Credit Cards	Various Expenses, Travel, Allowances, Registrations, Flights, Accommodation, Subscriptions, Memberships	28,623.39

44,492,776.35

07.01.2016	City Of Karratha	Wages	1,451.65
08.01.2016	City Of Karratha	Wages	2,099.89
11.01.2016	City Of Karratha	Wages	1,909.06
11.01.2016	City Of Karratha	Wages	4,059.64
13.01.2016	City Of Karratha	Payroll - F/N Ending 13.01.2016	701,915.29
15.01.2016	City Of Karratha	Wages	460.80
18.01.2016	City Of Karratha	Wages	2,514.36
18.01.2016	City Of Karratha	Wages	2,557.52

Chq/EFT	Date	Name	Description	Amount
	20.01.2016	City Of Karratha	Wages	7,102.50
	28.01.16	City Of Karratha	Payroll - F/N Ending 27.01.2016	748,607.81

1,472,678.52

Total Payments

45,965,454.87

9.3 CODE OF CONDUCT REVIEW

File No:	PE.153
Responsible Executive Officer:	Director Corporate Services
Reporting Author:	Manager Governance and Organisational Strategy
Date of Report:	29 January 2016
Applicant/Proponent:	Nil
Disclosure of Interest:	Nil
Attachment(s):	Revised Code of Conduct (2016)

PURPOSE

To consider the review of the City's Code of Conduct.

BACKGROUND

The City is required by legislation to have in place a Code of Conduct to be complied with by Members of Council, staff and members of public representing the City. The Code of Conduct identifies appropriate behaviours expected to be met by all persons representing the City of Karratha. It is largely shaped by legislative requirements, particularly those of the *Local Government Act 1995* (hereinafter referred to as the Act) and associated subsidiary legislation. The City's Code of Conduct was last reviewed / adopted in November 2013.

As a result of the current review the following amendments have been proposed to the Code of Conduct:

Location in document	Summary of changes
Entire document	A consistent numbering system has been added throughout for ease of reading and referencing.
Entire document	Phrasing, paragraph order, topic order, headings, wording and punctuation have been revised throughout in an effort to enhance readability and the overall flow of the document.
Entire document	The term "Elected Member" has been amended to "Councillors" throughout to bring terminology used in line with the more commonly used term.
Entire document	Legislative extracts and/or summary have been placed in highlighted boxes throughout to provide context.
1.4 Guiding Principles	New subsection that sets out the principles of the Code
3 Interactions	New section that provides guidance on interactions between employees, Councillors and the City.
4 Conduct Obligations	Conduct related provisions of the 2013 Code have been reworked for improved readability in this section.
5 Communications and Public Relations	This section is reworked with expansion of subsection 2.8 of the 2013 Code. It includes a new subsection on social media to bring some clarity for this emerging area of communications.
6 Quasi-Judicial Functions	Completely new section relating to the exercise of discretionary decision making powers by Councillors and employees. It includes provisions relating to the request, acquisition and sharing of information to facilitate robust decision-making.

Location in document	Summary of changes
7 Conflicts of Interest	<p>This section has been heavily amended to ensure full coverage of this area, and to provide clarity and additional guidance on how to identify and manage/monitor conflicts (7.2, 7.3).</p> <p>New subsections have been added relating to the identification, disclosure and management of personal associations (7.10), and conducting land dealings/development applications with the City (7.12).</p> <p>In relation to private work (7.11), the CEO has been given the right to refuse approval or impose conditions on taking up private work, and use of City resources for private work has been prohibited.</p>
8 Personal Benefit	<p>A distinction between gifts of hospitality and other types of gifts has been introduced. The threshold for disclosure of gifts of hospitality remains at \$50 while the threshold for disclosure of all other gifts has been reduced to \$10.</p> <p>The time period to be considered when assessing the value of previous gifts given by an entity or individual has been extended to 1 year, while leaving the threshold for the maximum allowable cumulative value of gifts received during that time at \$300.</p> <p>Quarterly reporting to the Executive on the contents of the Gifts Register has been introduced.</p> <p>The CEO has the right reserved to request gift recipients to return gifts or reimburse their value (not applicable to gifts of hospitality).</p> <p>There are new requirements to not seek gifts/benefits, to refuse gifts that are money/vouchers or easily converted to money, and to refuse/report bribes and bribery attempts.</p> <p>A new provision relating to Councillor/employee involvement in wholly City run competitions has also been added.</p>
9 Use of Information	<p>This section has been revised to include procedure for Councillors to request information from CEO/employees. A new provision has been added to require mindfulness around security of information in addition to proper disclosure of information.</p>
10 City Resources	<p>This section is largely a rework of Section 4 <i>Dealing with Council Property</i> of the 2013 Code. A new provision on the use of City property for election purposes has been added at 10.3.</p>
11 Reporting Breach	<p>Provisions relating to discipline/grievances/misconduct throughout the 2013 Code (including Appendix A) have been pulled into one section on reporting breach. In addition to provisions relating to grievances and discipline it contains new subsections on procedures for making complaints about breaches by Councillors and employees (11.2 – 11.4), Public Interest Disclosure (11.5), and reporting misconduct to the PSC or CCC (11.6). Amendments to the <i>Corruption, Crime and Misconduct Act 2003</i> earlier this year have been taken into account.</p>

Location in document	Summary of changes
Appendices	Appendix A is now a new complaints form that gets referenced in section 11. Appendices B and C relating to penalties for breach have been deleted.

It is worth noting that the *Local Government (Rules of Conduct) Regulations 2007* are currently under review by the Department of Local Government. Legislative change may result in the City needing to review the Code further, based on Officers understanding of the proposed amendments, the City has addressed many of these issues in this review.

A multi-pronged educational initiative on the changes to the Code of Conduct will be rolled out internally. This will include updates to Corporate Compliance training that is run on a regular basis and structured around the Code of Conduct content.

LEVEL OF SIGNIFICANCE

In accordance with Council Policy *CG-8 Significant Decision Making Policy*, this matter is considered to be of high significance in terms of Council’s ability to perform its role.

COUNCILLOR/OFFICER CONSULTATION

Consultation has taken place with staff in terms of ensuring the code adequately covers expected standards of behaviour.

COMMUNITY CONSULTATION

No community consultation is required.

STATUTORY IMPLICATIONS

There is a requirement under section 5.103 of the *Local Government Act 1995* whereby each local government is to adopt a code of conduct. The *Local Government (Rules of Conduct) Regulations 2007* provide broad principles to guide behaviours of Council members and staff.

POLICY IMPLICATIONS

There are no policy implications.

FINANCIAL IMPLICATIONS

There are no financial implications.

STRATEGIC IMPLICATIONS

This item is relevant to Council’s approved Strategic Community Plan 2012-2022 and Corporate Business Plan 2012-2016. In particular the Operational Plan 2015-2016 provided for this activity:

- Our Program: 4.c.2.1 Maintain corporate information to enhance accountability and compliance
- Our Program: 4.c.2.3 Develop and/or review Council policies, procedures and processes

RISK MANAGEMENT CONSIDERATIONS

The level of risk is considered to be moderate to the City in terms of compliance and reputation.

IMPACT ON CAPACITY

There is no impact on capacity or resourcing to carry out the Officer’s recommendation.

RELEVANT PRECEDENTS

Council has maintained a Code of Conduct for a number of decades. Such a document needs to be reviewed routinely to ensure appropriateness to the current expected standards of behaviours for elected members and officers.

VOTING REQUIREMENTS

Simple Majority.

OPTIONS:

Option 1

As per Officer’s recommendation.

Option 2

That Council by SIMPLE Majority pursuant to Section 5.103 of the *Local Government Act 1995* RESOLVES to ADOPT the revised Code of Conduct with the following amendments:

1. _____
2. _____.

Option 3

That Council by SIMPLE Majority pursuant to Section 3.18 of the *Local Government Act 1995* RESOLVES to DEFER consideration of the Code of Conduct pending further information.

CONCLUSION

The Code of Conduct has been updated to reflect current standards and practices that the City of Karratha is expected to meet. A substantial part of the code is legislatively required to ensure appropriate conduct is displayed at all times by Council members, employees and members of the public who represent the City.

OFFICER’S RECOMMENDATION / COUNCIL RESOLUTION

Res No : **153370**
MOVED : **Cr Smeathers**
SECONDED : **Cr Cucel**

That Council by SIMPLE Majority pursuant to Section 5.103 of the *Local Government Act 1995* RESOLVES to ADOPT the revised Code of Conduct.

CARRIED

FOR : Cr Long, Cr Lally, Cr Bailey, Cr Bertling, Cr Cucel, Cr Harris, Cr Parsons, Cr Scott, Cr Smeathers, Cr Vandenberg, Cr White-Hartig
AGAINST : Nil

9.4 POLICY REVIEW - CE-9 COMMUNITY ENGAGEMENT

File No:	GV.10
Responsible Executive Officer:	Director Corporate Services
Reporting Author:	Manager Marketing & Communications
Date of Report:	11 January 2016
Applicant/Proponent:	Nil
Disclosure of Interest:	Nil
Attachment(s):	Revised CE-9 Community Engagement Policy

PURPOSE

To consider the review of policy CE-9 Community Engagement.

BACKGROUND

Policy CE-9 Community Engagement seeks to provide a framework to determine the appropriate level of community engagement required for Council policies, projects or decisions. The Policy was endorsed by Council in June 2010 (#151648) and revised again in August 2012 (#152174).

The attached changes are proposed to update the policy to ensure that where community engagement is undertaken it is genuine, meaningful and follows current best practice. The current policy does not fully recognise the broad spectrum of engagement activities.

The proposed changes acknowledge that some level of community engagement, whether it be the simple provision of information right through to participatory decision making, is required for Council endeavours. The revised policy proposes to utilise the updated International Association for Public Participation (IAP2) Public Participation Spectrum to guide officers in selecting the appropriate depth and breadth of engagement required for each Council endeavour.

LEVEL OF SIGNIFICANCE

In accordance with Council Policy CG-8 Significant Decision Making Policy, this matter is considered to be of moderate significance in terms of Council's ability to perform its role.

COUNCILLOR/OFFICER CONSULTATION

Consultation has taken place with key internal staff members for the review of this policy.

COMMUNITY CONSULTATION

No community consultation is required in the development of this revised Policy, however if adopted, the revised Policy will have direct implications for all future consultation processes. Staff will be trained in the IAP2 framework to assist in the roll out of the new policy.

STATUTORY IMPLICATIONS

Many areas of Council are required to undertake community engagement as a result of statutory requirements. Likewise community engagement can be impacted by Commercial in Confidence or other statutory requirements. Nothing in the proposed policy will change or affect the application of these statutory requirements to the City's community engagement activities.

POLICY IMPLICATIONS

This is a proposed update of the existing Policy CE-9 Community Engagement Policy.

FINANCIAL IMPLICATIONS

There are no financial implications.

STRATEGIC IMPLICATIONS

This item is relevant to the Council’s approved Strategic Community Plan 2012-2022 and Corporate Business Plan 2012-2016. In particular the Operational Plan 2015-2016 provided for this activity:

- Our Program: 1.f.3.1 Ensure the community is effectively engaged about City strategies, plans and major projects
- Our Program: 4.c.2.3 Develop and/or review Council policies, procedures and processes

RISK MANAGEMENT CONSIDERATIONS

Development and improvement of community engagement policies will assist in reducing exposure to reputational risks.

IMPACT ON CAPACITY

There is no impact on capacity or resourcing to carry out the Officer’s recommendation.

RELEVANT PRECEDENTS

This policy was last reviewed in August 2012.

VOTING REQUIREMENTS

Simple Majority.

OPTIONS:

Option 1

As per Officer’s recommendation.

Option 2

That Council by SIMPLE Majority pursuant to Section 5.8 of the *Local Government Act 1995* RESOLVES to ADOPT the revised Community Engagement Policy (CE-9) with the following amendments:

1. _____
2. _____
3. _____

Option 1

That Council by SIMPLE Majority pursuant to Section 2.7 of the *Local Government Act 1995* RESOLVES to DEFER consideration of this item pending further information.

CONCLUSION

The replacement of Council’s Consultation Policy (CE-9) with the proposed Community Engagement Policy provides officers with a wider range of contemporary community engagement tools to effectively work with the community on Council projects. It brings the City into line with best practice in community engagement and provides a consistent framework that will be more easily understood by the community.

OFFICER’S RECOMMENDATION / COUNCIL RESOLUTION

Res No : 153371
MOVED : Cr Scott
SECONDED : Cr Smeathers

That Council by SIMPLE Majority pursuant to Section 5.8 of the *Local Government Act 1995* RESOLVES to ADOPT the attached Community Engagement Policy to replace the current Consultation Policy (CE-9).

CARRIED

FOR : Cr Long, Cr Lally, Cr Bailey, Cr Bertling, Cr Cucel, Cr Harris, Cr Parsons, Cr Scott, Cr Smeathers, Cr Vandenberg, Cr White-Hartig
AGAINST : Nil

9.5 POLICY REVIEW - LOCAL GOVERNMENT ACCOUNTING DIRECTIONS

File No:	FM.1
Responsible Executive Officer:	Director Corporate Services
Reporting Author:	Management Accountant
Date of Report:	3 February 2016
Applicant/Proponent:	Nil
Disclosure of Interest:	Nil
Attachment(s):	1. Proposed Policy CF-1: Local Government Accounting Directions 2. Department of Local Government – Example Depreciation Schedule

PURPOSE

To present the recently reviewed Local Government Accounting Directions (CF-1) Policy to Council for consideration.

BACKGROUND

The Local Government Accounting Directions (CF-1) Policy forms the basis of accounting treatments contained within Note 1 of the Financial Statements. This policy has been reviewed to incorporate the requirements set out in Regulation 17A of the *Local Government (Financial Management) Regulations 1996*.

Regulation 17A was gazetted in 2012 and requires all physical non-current assets to be valued on a fair value basis by 30 June 2015 and revalued at least triennially. During the implementation of this Regulation, and in relation to Infrastructure Assets, Council officers have conducted a review of asset depreciation rates in order to incorporate remaining useful life estimates provided at valuation. The review has incorporated information from consultation with Officers, condition ratings for existing assets in conjunction with their current age, and significant input from the external valuation consultants to determine the appropriate useful life of the asset classes.

The annual depreciation rates for some non-current assets have been adjusted to more accurately reflect the consumption of the future economic benefits embodied in those assets and new sub-classifications of assets have been added.

The proposed changes are summarised in the following table:

Infrastructure Asset Class	Current Useful Life	Proposed Useful Life	Proposed Residual Value	Total Asset Class Value	Depreciation - Depreciation	
					Current Useful Life	Proposed Useful Life
Access Roads - Seal (Landfill & Transfer Station)	28	20	0%	528,250	18,918	26,485
Aerodromes	28	28	0%	30,000	1,253	1,253
Airport Sealed Taxiway - Formation	28	80	0%	6,917,690	247,737	86,708
Airport Sealed Taxiway - Pavement	28	50	0%	32,585,750	1,166,965	653,501
Airport Water System - Hydrants & Valves	28	50	0%	201,000	8,998	5,039
Airport Water System - Pipework	28	80	0%	6,600,000	236,360	82,726
Airport Water System - Pumps	28	20	0%	2,038,000	72,985	102,179
Airport Water System - Tanks	28	60	0%	360,000	12,892	6,016
Ancillary Assets (Leisureplex 50m Pool Boom)	New Asset	30	0%	455,066	-	15,210
Boat Ramps/Jetties	15	50	0%	5,057,725	338,105	101,432
Bridges & Culverts	21	80	0%	4,397,623	209,984	55,121
Building & Structures	30	30	0%	193,479	7,434	7,434
Car Park Furniture (*Airport Carpark)	28	40	0%	173,600	6,217	4,352
Car Park Payment System (*Airport Carpark)	New Asset	30	0%	360,000	-	12,033
Closed Circuit Television	28	20	0%	99,000	3,545	4,964
Drainage	56	56	0%	29,401,299	368,523	368,523
Effluent Ponds	50	60	0%	162,500	3,259	2,716
Effluent Reuse Supply Pipes	50	50	0%	4,882,400	100,323	100,323
Fencing - General	30	30	0%	605,500	20,514	20,514
Fencing - Specialised	40	40	0%	1,272,845	32,454	32,454
Hard-court facility - bitumen	28	28	0%	965,500	32,272	32,272
Hard-court facility - concrete	42	42	0%	6,315,000	211,077	211,077
Irrigation (*Prev depreciated as part of Parks & Gardens)	100	30	0%	7,707,674	92,164	307,215
Landfill Cell	50	50	0%	8,400,000	168,460	168,460
Lighting - General	21	30	0%	858,704	41,003	28,702
Lighting - Low output	21	30	0%	88,200	4,212	2,948
Lighting - Oval & Carpark	28	40	0%	2,188,800	78,386	54,870
Miscellaneous Structures	21	21	0%	-	-	-
Parks & Open Space Furniture	15	15	0%	1,846,975	123,465	123,465
Parks and Gardens	100	100	0%	1,268,234	33,926	33,926
Paths and Cycleways	21	21	0%	33,464,745	852,292	852,292
Pedestrian Bridge	21	40	0%	2,848,098	135,995	71,398
Playground Equipment	21	15	0%	1,813,533	86,595	121,233
Pool Structures (*Karratha Leisureplex)	New Asset	40	0%	6,916,199	-	173,379
Power System	28	60	0%	10,000,000	358,121	167,123
Roads	28	28	0%	461,218,111	8,717,059	8,717,059
Sea Container - Specialised	21	40	0%	42,000	2,005	1,053
Sea Container - Standard	21	30	0%	21,000	1,003	702
Sealed Taxiways, Runways & Aprons - Seal	28	20	0%	19,765,700	707,852	990,993
Settlement Ponds	50	80	0%	1,664,000	33,371	20,857
Skate Parks & Courts	42	40	0%	1,292,000	30,846	32,388
Sports Courts, Pitches & Tracks	42	30	0%	177,500	4,238	5,933
Stormwater Network	56	80	0%	1,720,569	30,809	21,566
Street Furniture	21	30	0%	34,000	1,623	1,136
Structures	21	30	0%	2,700,516	128,232	89,762
Waste Ancillary Assets	21	40	0%	375,120	21,254	11,158
				670,013,905	14,752,729	13,929,950

In addition to the proposed modifications to depreciation rates, Council officers have conducted a review of the capitalisation thresholds and propose that rather than all City Artwork/Sculptures Assets being capitalised only those with a value greater than \$2,500 be capitalised. Whilst still lower than most other asset categories, this will provide a capitalisation threshold more consistent with other assets.

LEVEL OF SIGNIFICANCE

In accordance with Council Policy CG-8 Significant Decision Making Policy, this matter is considered to be of moderate significance in terms of Council’s ability to perform its role.

COUNCILLOR/OFFICER CONSULTATION

Relevant Council Officers have been provided with an opportunity to review and make appropriate changes to the policy.

COMMUNITY CONSULTATION

No community consultation is required.

STATUTORY IMPLICATIONS

Regulation 17A of the *Local Government (Financial Management) Regulations 1996* provides that the value of an asset shown in a local government's financial reports must be the fair value of the asset in accordance with the AAS.

POLICY IMPLICATIONS

The changes made to the Local Government Accounting Directions Policy (CF-1) reflect recent changes in the *Local Government Act 1995*, *Local Government (Financial Management) Regulations 1996* and Australian Accounting Standards (AAS).

FINANCIAL IMPLICATIONS

The proposed changes will reduced the depreciation expense for the relevant assets from approximately \$14.75M to approximately \$13.92M. Depreciation expenses do not have any impact on the City's cash flows, however they do impact the Asset Sustainability Ratio and Asset Consumption Ratio.

An increase in depreciation expense will cause a decrease in each ratio, while a decrease in depreciation expense will cause an increase in each ratio. Given the overall reduction in depreciation expense, adoption of the revised Local Government Accounting Directions Policy (CF-1) as recommended would result in minor improvement to the City's Asset Sustainability and Asset Consumption Ratios.

STRATEGIC IMPLICATIONS

This item is relevant to the Council's approved Strategic Community Plan 2012-2022 and Corporate Business Plan 2012-2016. In particular the Operational Plan 2015-2016 provides for this activity:

Our Program:	4.c.2.3	Develop and/or review Council policies, procedures and processes.
Our Services:	4.c.2.3.2	Continue to review financial management related policies and procedures.

RISK MANAGEMENT CONSIDERATIONS

Development and Implementation of sound financial management policies assists in reducing exposure to associated financial risks.

IMPACT ON CAPACITY

There is no impact on capacity or resourcing to carry out the Officer's recommendation.

RELEVANT PRECEDENTS

This policy was last reviewed in August 2014 in line with the implementation of fair value accounting.

VOTING REQUIREMENTS

Simple Majority.

OPTIONS:

Option 1

As per Officer’s recommendation.

Option 2

That Council by SIMPLE Majority pursuant to Regulation 17A of the *Local Government (Financial Management) Regulations 1996* RESOLVES to ADOPT the revised Local Government Accounting Directions Policy (CF-1) with effect from 1 July 2015 subject to the following amendments:

- 1. _____
- 2. _____
- 3. _____

Option 3

That Council by SIMPLE Majority pursuant to Regulation 17A of the *Local Government (Financial Management) Regulations 1996* RESOLVES to NOT ADOPT the revised Local Government Accounting Directions Policy (CF-1).

CONCLUSION

The Local Government Accounting Directions Policy (CF-1) has been reviewed to incorporate the requirements of *the Local Government (Financial Management) Regulations 1996* and the AAS. The proposed changes will better reflect the useful life of Infrastructure Assets reviewed as part of the valuation of assets on the basis of fair value.

OFFICER’S RECOMMENDATION / COUNCIL RESOLUTION

Res No : 153372
MOVED : Cr Lally
SECONDED : Cr Harris

That Council by SIMPLE Majority pursuant to Regulation 17A of the *Local Government (Financial Management) Regulations 1996* RESOLVES to ADOPT the attached revised Local Government Accounting Directions Policy (CF-1) with effect from 1 July 2015.

CARRIED

FOR : Cr Long, Cr Lally, Cr Bailey, Cr Bertling, Cr Cucel, Cr Harris, Cr Parsons, Cr Scott, Cr Smeathers, Cr Vandenberg, Cr White-Hartig
 AGAINST : Nil

10 COMMUNITY SERVICES

Cr White-Hartig declared a financial interest in Item 10.1 Request to Call Tenders – Permanent Shade Structures as Cr White-Hartig's spouse is employed by RioTinto.

At 6.45 pm Cr White-Hartig left the room.

10.1 REQUEST TO CALL TENDERS – PERMANENT SHADE STRUCTURES

File No:	CP.851
Responsible Executive Officer:	Director Community Services
Reporting Author:	Community Project Officer
Date of Report:	25 January 2016
Applicant/Proponent:	Leisure Services
Disclosure of Interest:	Nil
Attachment(s)	Permanent shade structure locations and design options

PURPOSE

For Council to consider authorising the Chief Executive Officer to call tenders for the fabrication and construction of permanent shade structures at Bulgarra and Saylor Park play spaces.

BACKGROUND

Since 2008, the City of Karratha has embarked on a significant shade structure program to ensure priority areas within public open spaces are suitably shaded for public use. Community feedback has found that permanent shade structures are important infrastructure to encourage an active lifestyle and support the wellbeing of the community.

The City of Karratha has allocated \$200,000 in the 2015/16 financial year to deliver a permanent shade structure at Bulgarra play space. In November 2015, Rio Tinto agreed to provide funding of \$250,000 towards a permanent shade structure and lighting at Saylor Park, specifically to shade the toddler section. The lighting at Saylor Park will form part of a separate request for quotation.

Officers are proposing to seek tenders for the fabrication and construction of shade structures to be located at Bulgarra play space within the Bulgarra Sporting Precinct and Saylor Park within the Wickham Recreation Precinct.

The shade structure at Bulgarra are proposed to be a cantilever design and the shade structure at Wickham Saylor Park is proposed to be a 4–6 posted shade structure design, similar to the shade structures present in Council owned play spaces throughout Karratha, Dampier, Roebourne and Point Samson. The City will provide a few concept options for both sites and the tenderer will need to provide a price for each option (Attachment 1).

The Scope of Work must be executed by qualified Contractors experienced and competent in all aspects of this type of work and consists of, but is not limited to:

- Production of shop drawings & required documents:
 - Supply complete shop drawings for the shade structures at each site location including the footing detail which are to be designed to suit M-class soil. The design is to be in accordance with shade structure design provided.
 - Engineered certification of each shade structure design, noting both shade structure designs be designed to comply with Region D, Terrain category 2 wind conditions.
 - Obtain Building Permit and all necessary approvals in accordance with the Building Commission and City of Karratha Building Services at each site location prior to works.
- Fabrication of Shade Structure
- Preliminaries
- Supply and Construction of Shade Structure and footings at both sites
- Make site good
- Provision of as constructed drawings, warranties, guarantees at Practical Completion
- 52 week defect period

The selection criteria and weighting for the project is as follows;

Selection Criteria	Weighting %
Price	60%
Key Personnel Skills and Experience	20%
Tenderer’s Resources	10%
Demonstrated Understanding	10%

LEVEL OF SIGNIFICANCE

In accordance with Council Policy CG-8 Significant Decision Making Policy, this matter is considered to be of high significance in terms of social, economic and wellbeing issues.

COUNCILLOR/OFFICER CONSULTATION

Consultation has taken place between Officers and former Councillor specifically regarding shade at Saylor Park following significant feedback from the community.

COMMUNITY CONSULTATION

No formal community consultation has taken place however Officers have considered community feedback from Wickham residents and since the completion of stage 2 at Bulgarra play space to determine the need for a shade structure at Bulgarra.

STATUTORY IMPLICATIONS

Section 3.57 of the *Local Government Act 1995* and Section 5.42 of the *Local Government Act 1995*.

POLICY IMPLICATIONS

Council Policy CE13 Tender Evaluation Criteria and Policy CG11 Regional Price Preference Policy will be applied to the tender process for the shade structure.

FINANCIAL IMPLICATIONS

A discrete budget of \$200,000 towards shade structures at Bulgarra play space and \$250,000 towards shade structures and lighting at Saylor Park, Wickham is identified.

STRATEGIC IMPLICATIONS

This item is relevant to the Council's approved Strategic Community Plan 2012-2022 and Corporate Business Plan 2012-2016. In particular the Operational Plan 2015-2016 provided for this activity:

Our Program:	1.a.3.1	Provide open space which cater for the Community's needs.
Our Services	1.a.3.1.2	Improve open space as per community needs.

RISK MANAGEMENT CONSIDERATIONS

The level of risk is considered to be low to the City in terms of financial, service interruption, environment, reputation and compliance. The City will call for tenders from experienced and competent contractors who are qualified in all aspects of the scope of works.

IMPACT ON CAPACITY

All works have been incorporated into the Leisure Services annual work plan and there is no further impact on capacity or resourcing to carry out the Officer's recommendation.

RELEVANT PRECEDENTS

Since 2008 Council has constructed permanent shade structures at most public open space areas. In financial year 2014/15 Council tendered the works to fabricate and construct shade structures at Nickol West Skate Park, Karratha Skate Space and Roebourne Skatescape.

VOTING REQUIREMENTS

Simple and Absolute Majority.

OPTIONS:Option 1

As per Officer's recommendation.

Option 2

That Council by SIMPLE Majority pursuant to Section 3.57 of the *Local Government Act 1995* RESOLVES to REJECT the permanent shade structure project at this point in time.

CONCLUSION

Permanent shade structures are important infrastructure to encourage an active lifestyle and support the wellbeing of the community. Community feedback reflects the importance of the shade structures in the community. Officers are requesting to receive approval to the scope of works and to proceed with the tender process and delegate authority to the Chief Executive Officer to appoint the preferred Tenderer.

OFFICER’S RECOMMENDATION / COUNCIL RESOLUTION

Res No : 153373
MOVED : Cr Vandenberg
SECONDED : Cr Harris

1. That Council by **SIMPLE** Majority pursuant to Section 3.57 of the *Local Government Act 1995* **RESOLVES** to **AUTHORISE** the Chief Executive Officer to call tenders for the fabrication and construction of permanent shade structures at Bulgarra play space and Saylor Park utilising the following selection criteria and weighting:

Selection Criteria	Weighting %
Price	60%
Key Personnel Skills and Experience	20%
Tenderer’s Resources	10%
Demonstrated Understanding	10%

2. That subject to a tender submission being within existing budget parameters, Council by **ABSOLUTE** Majority pursuant to Section 5.42 of the *Local Government Act 1995* **RESOLVES** to **DELEGATE** authority to the Chief Executive Officer to award the tender for the fabrication and construction of permanent shade structures at Bulgarra play space and Saylor Park.

CARRIED

FOR : Cr Long, Cr Lally, Cr Bailey, Cr Bertling, Cr Cucel, Cr Harris, Cr Parsons, Cr Scott, Cr Smeathers, Cr Vandenberg
AGAINST : Nil

At 6.47 pm Cr White-Hartig re-entered the room.

11 DEVELOPMENT SERVICES

Cr White-Hartig declared a financial interest in Item 11.1 Proposed Regional Improvement Plan: Maitland Strategic Industrial Area and Minor Amendment to the Anketell Strategic Industrial Area Improvement Plan as Cr White-Hartig's spouse is employed by RioTinto.

At 6.48 pm Cr White-Hartig left the room.

11.1 PROPOSED REGIONAL IMPROVEMENT PLAN: MAITLAND STRATEGIC INDUSTRIAL AREA AND MINOR AMENDMENT TO THE ANKETELL STRATEGIC INDUSTRIAL AREA IMPROVEMENT PLAN

File No:	LP.70
Responsible Executive Officer:	Director Development Services
Reporting Author:	Senior Statutory Planner
Date of Report:	1 February 2016
Applicant/Proponent:	Western Australian Planning Commission/Department of State Development
Disclosure of Interest:	Nil
Attachment(s)	Proposed Improvement Plan No.44 Maitland Strategic Industrial Area

PURPOSE

For Council to consider the proposed Improvement Plan for Maitland Strategic Industrial Area (refer Attachment 1) and a proposed amendment to the Anketell Strategic Area Improvement Plan and to convey its position to the Western Australian Planning Commission (WAPC).

BACKGROUND

The Chairman of the WAPC wrote to the City on 12 January 2016 requesting Council consideration of the proposed Improvement Plan for the Maitland Strategic Industrial Area (refer Attachment 1) and a proposed minor amendment to the Anketell Strategic Industrial Area (addressed below) at or before its Ordinary Meeting in January and for Council's views to be communicated to the WAPC as soon as possible thereafter. The request was received after the deadline for Agenda Items for the January OCM therefore this item is being presented to the February OCM.

Terminology

Improvement Plans are strategic instruments used to facilitate development of land in areas identified by the WAPC as requiring special planning. Improvement Plans do not have statutory effect. They do not remove the land from the existing local planning scheme. As such, development undertaken under an Improvement Plan is subject to the usual local planning scheme requirements.

Improvement Schemes have priority over local planning schemes. In an Improvement Scheme area, the WAPC is the development control authority and has responsibility for determining applications. The WAPC may, however, decide to delegate these powers to other bodies, including the relevant local government.

On 22 May 2014 the City's CEO wrote to the WAPC Chairman to convey initial thoughts on the Department of State Development (DSD) request for Anketell and Maitland Improvement Plans prior to any formal consideration by the WAPC. Council has also passed resolutions regarding the proposed Anketell Improvement Plan and Improvement Scheme on 16 June and 17 November 2014. Improvement Plan No.42: Anketell Strategic Industrial Area was gazetted on 8 May 2015.

On 17 December 2015, the Maitland Strategic Industrial Area Stakeholder Reference Group met to discuss both the draft Improvement Plan No:44 Maitland Strategic Area and a proposed amendment to Improvement Plan No 42: Anketell SIA. Under s.119 (3B) of the *Planning and Development Act 2005* the WAPC must consult with local government.

Comments on proposed Improvement Plan for Maitland

One of the purposes of the Improvement Plan is to provide a strategic planning framework endorsed by the WAPC, Minister for Planning and Governor. As with the Anketell Improvement Plan, the proposed Maitland Improvement Plan document itself provides very little detail about the planning issues the Improvement Plan is being introduced to address or the planning outcomes the Improvement Plan aims to achieve for Maitland. If the intention is to do this through other means, then the Improvement Plan should be clear about this.

The plan included in the Improvement Plan document defines the boundaries of the Improvement Plan Area. It is noted that the proposed Improvement Plan Area crosses the North West Coastal Highway.

As both Improvement Plan No 42: Anketell SIA and the proposed Maitland Improvement Plan are similar, the recommended comments are also similar. The guiding objectives are stated in *italics* below with comments following, where relevant:

a) *To establish industrial development areas that enable the establishment of resource processing industries and associated supporting activity.*

It is unclear whether and to what extent associated supporting activity includes accommodation and commercial activity. It is important that associated supporting activity be more clearly defined both in terms of the uses permitted, the extent to which they are permitted and the conditions under which they are permitted to ensure there is sufficient attention to growing the local economy and local community.

b) *To provide industrial development areas that:*

- *are ready for subdivision and development;*
- *are sufficiently flexible to accommodate the varying needs of future proponents;*
It is important that the subsequent Improvement Scheme provides sufficient guidance and exerts sufficient land use and development control on important issues relating to the planning and development of Maitland. The coordination of land use and infrastructure is something understood to be one of the State Government's main aims for Maitland. The Improvement Plan and Improvement Scheme are statutory mechanisms that can help achieve that and other aims.
- *achieve beneficial economic, environmental and community outcomes by encouraging synergic interactions between business activities consistent with the principles of industrial ecology;*
The importance of minimising the ecological impact of industry is appreciated. It is also important to support sustainable community growth. The State Government is investing and working towards a vision of sustainable communities in the Pilbara.

While there is no doubt that the Maitland Industrial Estate will contribute to achieving this vision, there is the potential for the estate to be largely constructed and operated with little local community interaction. It is important to the City for the proposed Improvement Plan and Improvement Scheme to recognise and reflect the commitment to building sustainable local communities and local economies in the Pilbara. Council has adopted Local Planning Policy DP20: Social Impact Assessment to help ensure sufficient attention is given to impacts on the local community from new major projects.

- *are protected from the encroachment of incompatible uses;*
- *incorporate environmental management arrangements that minimise impact on the natural environment; and*
- *respect sites of heritage significance.*

A future Improvement Scheme would introduce the WAPC as the decision making authority for land use and development at Maitland. The net effect is a reduced opportunity for Council to make decisions on significant planning proposals based on the interests of the local community. It is therefore important that sufficient attention be given to local community considerations as part of the alternative State-level processes. This can be achieved by involving the local government in the decision making process and referring to the City's planning policies as part of preparing plans and assessing proposals.

Proposed Amendment to the Anketell Improvement Plan

The proposed amendment involves acknowledging Rio Tinto's State Agreement within the Improvement Plan area.

- 4.3c) *To provide that the planning, development and use of land the subject of the Iron Ore (Robe River) Agreement as ratified by the Iron Ore (Robe River) Agreement Act 1964 (as that agreement may be varied from time to time) is in accordance with and as contemplated by or under that agreement*

No other changes are proposed. The proposed amendment is considered to be minor, therefore it is recommended Council not object and this be conveyed to the WAPC. The preparation of an amended Anketell Strategic Industrial Area Improvement Plan will commence thereafter.

Draft Anketell Strategic Industrial Area Improvement Scheme

At the OCM held on 20 July 2015 Council resolved (Res No: 153197) to submit to the WAPC the Council's position on particular matters for consideration of the Anketell Strategic Industrial Area Improvement Scheme. A response to Council's submission was received from the Department of State Development on 6 October 2015.

In response to Council's concerns that the City and the local community will not have an opportunity to comment on development applications, DSD have reiterated that the WAPC will be the single decision making authority for development approval under the Anketell Improvement Scheme. However, DSD also acknowledges that the Improvement Scheme should set out the procedure for dealing with development applications, including the standard referral and advertising process. Further, DSD supports the City's recommendation for a Guide Plan, to coordinate land use and infrastructure, be included in the draft Anketell Improvement Scheme. It should be noted that in relation to both of these matters, the draft Anketell Improvement Scheme is required to be referred to the City during the consultation period later in the year and the City can again make these points.

LEVEL OF SIGNIFICANCE

In accordance with Council Policy *CE-8 Significant Decision Making Policy*, this matter is considered to be of high significance in terms of the current and future social and economic wellbeing of the City and Council's ability to perform its role.

COUNCILLOR/OFFICER CONSULTATION

The WAPC Chairman visited Karratha on Thursday 19 June 2014 to discuss with Councillors, the implications of the proposed Improvement Plans and Improvement Schemes. Section 119(3B) of the *Planning and Development Act 2005* requires the WAPC to consult with local governments before recommending to the Minister for Planning that an Improvement Plan is made.

The City is represented on a WAPC Stakeholder Reference Group (SRG) for Maitland. It is important that the City's key messages are consistently communicated through the SRG.

COMMUNITY CONSULTATION

No public consultation is required for an Improvement Plan under the *Planning and Development Act 2005*. An Improvement Scheme must be prepared and publicly advertised in the same way as a local planning scheme.

STATUTORY IMPLICATIONS

Section 119(1)(a) of the *Planning and Development Act 2005* states that the WAPC may certify in writing to the Minister that for the purpose of advancing the planning, development and use of any land – (ii) provision should be made for the land to be used for such residential, commercial, industrial, public, recreational ... uses, buildings, works, improvements or facilities, or spaces for those purposes, as may be appropriate or necessary. Section 119(2) requires the WAPC recommendation to the Minister for Planning to be accompanied by a copy of the Improvement Plan and such supporting maps and texts as the Minister requires. Section 122A(1) provides for an Improvement Plan to authorise the making of an Improvement Scheme by the WAPC. Following gazettal of a notice regarding the Improvement Plan, the Minister must lay a copy of the Improvement Plan before each House of Parliament. Section 122B(3A) requires the WAPC to consult with the affected local government before submitting an Improvement Scheme to the Minister.

POLICY IMPLICATIONS

City of Karratha local planning policies, such as DP20 Social Impact Assessment, are given statutory effect under Town Planning Scheme No.8. As the proposed Improvement Plan has no statutory planning control function itself, these local planning policies will still need to be considered under the proposed Improvement Plan. The WAPC has discretion as to the referral of planning applications under an Improvement Scheme. It is unclear how this discretion will be applied by the WAPC.

FINANCIAL IMPLICATIONS

While the Improvement Plan does not have financial implications for the City, the subsequent introduction of an Improvement Scheme will replace the local government with the WAPC as the development control authority with responsibility for determining development applications. This change will impact the City's potential to collect planning application fees for applications in those areas.

The potential financial losses in application fees as a result of introducing an Improvement Scheme would be far outweighed by the strategic benefits in achieving development of Anketell so long as sufficient attention is given to building the local community and local economy as part of the decision making framework.

STRATEGIC IMPLICATIONS

This item is relevant to the Council's approved Strategic Community Plan 2012-2022 and Corporate Business Plan 2012-2016. In particular the Operational Plan 2015-2016 provided for this activity:

Our Program: 1.f.7.1 Liaise with relevant agencies for implementation of State and Local Planning Policies

RISK MANAGEMENT CONSIDERATIONS

The CEO's letter to the WAPC Chairman in regard to the Anketell Improvement Plan highlighted potential issues regarding lack of local engagement and input and sought some early discussion on how appropriate consultation and involvement will be undertaken with the City and the local community. It is noted that the Maitland SRG has now been established and that this is the forum through which the City can raise any issues from a local community perspective. For this group to be effective, it is important that local issues raised are taken seriously and a genuine effort is made to address them.

There is a risk to the local economy if Maitland is not developed. It is expected that delivery of Maitland will bring substantial benefits and opportunities to the local community and local economy. If delivery of Maitland does not yield the expected flow-on benefits and opportunities for the local community, then questions will be asked about the attention to addressing local issues. This is a risk to the State Government and local government that can be reduced by engaging the local government in the decision making framework and referring to the City's planning policies as part of preparing plans and assessing proposals.

RELEVANT PRECEDENTS

An Improvement Plan for the Anketell Strategic Industrial Area was gazetted on 8 May 2015.

VOTING REQUIREMENTS

Simple Majority.

OPTIONS:Option 1

As per Officer's recommendation.

Option 2

That Council by SIMPLE Majority in pursuance of Section 3.18 of the *Local Government Act 1995* RESOLVES to ADVISE the Minister for Planning and Chairman of the Western Australian Planning Commission that Council does not support the introduction of an Improvement Plan for the Maitland strategic industrial area because it will introduce another planning approvals process and will not adequately address local issues or represent local interests.

CONCLUSION

The City has previously provided comments to the WAPC on the proposal to introduce Improvement Plans and Improvement Schemes for Anketell and Maitland Strategic Industrial Areas. The recommended matters to be considered as part of preparing the Maitland Improvement Plan carry down points previously made in relation to the Anketell Improvement Plan. It is recommended that Council respond to the WAPC request by raising the abovementioned matters as important considerations in finalising the Improvement Plan and planning the development of the Maitland strategic industrial area.

The amendment to the Anketell Improvement Plan acknowledges the State Agreement that is present within the Improvement Plan area. It is recommended Council not object to the proposed amendment and convey this position to the WAPC.

OFFICER'S RECOMMENDATION / COUNCIL RESOLUTION

Res No : **153374**
MOVED : **Cr Parsons**
SECONDED : **Cr Lally**

That Council by SIMPLE Majority in pursuance of Section 3.18 of the *Local Government Act 1995* RESOLVES to:

- 1. SUBMIT to the Western Australian Planning Commission the matters that should be considered during preparation of the Maitland Strategic Industrial Area Improvement Plan as set out below:**
 - a) Land uses for associated supporting activity in the development area must be clearly defined to ensure sufficient attention is given to growing the local economy and local community;**
 - b) The subsequent Maitland Improvement Scheme should provide sufficient guidance and exert sufficient land use and development controls; and**
 - c) Reference should be made to the City of Karratha's planning policies as part of preparing plans and assessing proposals in the development area.**
- 2. CONVEY to the Western Australian Planning Commission that Council has no objection to the proposed amendment to Improvement Plan No.42: Anketell Strategic Industrial Area.**

CARRIED

FOR : Cr Long, Cr Lally, Cr Bailey, Cr Bertling, Cr Cucel, Cr Harris, Cr Parsons, Cr Scott, Cr Smeathers, Cr Vandenberg
AGAINST : Nil

At 6.49 pm Cr White-Hartig re-entered the room.

11.2 DEVELOPMENT PLAN FOR NICKOL WEST PARK EXPANSION

File No:	P2656; P2665
Responsible Executive Officer:	Director Development Services
Reporting Author:	Manager Planning Services
Date of Report:	1 February 2016
Applicant/Proponent:	Nil
Disclosure of Interest:	Nil
Attachment(s)	<ol style="list-style-type: none">1. Plan adopted by Council at its October 2015 OCM as ultimate concept plan2. Plan adopted by Council at its October 2015 OCM as basis for agreeing works to be undertaken by Pindan3. Latest concept plan for Nickol West Park expansion

PURPOSE

For the Council to consider options for first stage development of the Nickol West Park extension in the Jingarri Estate.

BACKGROUND

At the 26 October 2015 Ordinary Council Meeting, Council made the following resolution (Resolution No.153279):

1. ADOPT an ultimate concept plan for development of the Nickol West Park expansion (Attachment 1);
 2. ADOPT a plan as the basis for agreeing works to be undertaken by Pindan as part of initial development of the Nickol West Park expansion (Attachment 2);
 3. SEEK cost estimates for additional works shown on the ultimate concept plan (including public art feature entrance, car park and toilets/change rooms) as the basis for Council to consider whether it wishes to add any works to the initial development of the Nickol West Park expansion;
 4. REQUEST the Minister for Planning's approval to expenditure of the \$441,000.00 cash-in-lieu of Public Open Space contribution for the Jingarri Estate on development of the Nickol West Park expansion;
 5. FORWARD to the Western Australian Planning Commission for the Minister for Planning's approval, the plan at Attachment 2 and the associated estimated costs to support the request for approval to spend the \$441,000.00 Pindan cash-in-lieu contribution for the Jingarri Estate subdivision on development of the Nickol West Park expansion by Pindan;
-

6. AUTHORISE the Chief Executive Officer to negotiate arrangements with Pindan regarding delivery of the initial development of the Nickol West Park expansion, particularly if Council decides to add works to the initial development; and
7. ENTER an agreement with Pindan regarding a \$500,000.00 (ex GST) contribution towards the Effluent Reuse Scheme and development of the Nickol West Park expansion.

Since the October 2015 OCM, officers have been refining the ultimate concept plan and preparing cost estimates for additional works shown on Attachment 1 in accordance with Council Resolution No.3. To this end, a much refined and more detailed concept plan (Attachment 3) and itemised cost estimates have been prepared. Based on the current preliminary cost estimates, the total cost of delivering the latest concept plan is estimated at \$3,268,170. This total cost estimate comprises the following elements:

Scope item	Indicative Cost
Large turf area and associated sporting infrastructure to accommodate multiple rectangular sports;	\$332,000
Footpaths;	\$108,500
Trees and native gardens;	\$197,000
Car park;	\$190,000
Change rooms (including public toilets);	\$613,000
Sports Lighting;	\$330,000
Detailed design costs	\$200,000
High specification and prominent landscaping feature entrance and associated infrastructure (alternative to public art feature entrance); and	\$101,000
Project management, administration and contingencies	\$534,000

*Does not include headworks, preliminaries of approximately \$550,000

On 11 January 2016, a letter was received from the Western Australian Planning Commission advising that the Minister for Planning has approved the requested expenditure of \$441,000 cash-in-lieu funds derived from the Jingarri Estate subdivision on development of the Nickol West Park expansion. This approval was based on delivery of Pindan's first stage park development (Attachment 2), estimated by Pindan to cost \$591,408.11 (ex GST).

In relation to Council's Resolution No.6 from its October 2015 resolution, it was originally recommended that Pindan deliver the first stage development of the Nickol West Park expansion in accordance with the plan referred above, with the City to develop the area further in subsequent years. Since the October 2015 OCM, however, it has been identified that the following benefits would be gained through the City developing the park expansion area in-house:

1. The City would have control of the project and would be able to adapt and enhance plans and works as and when required or as opportunities arise;
2. The City would hold all plans, information and specifications for the works undertaken, which would make it easier to maintain and adapt in the future;
3. The City may be able to save on the overall cost of delivering the park by using in-house expertise and resources.

Pindan has advised that if the City wishes to develop the Nickol West Park expansion area instead of giving Pindan's cash-in-lieu contribution back to Pindan to pay for some of the works, then Pindan will contribute the balance of its \$591,408.11 (ex GST) budget for the

first stage park (\$150,408.11 ex GST) to the City. In this way, Pindan would still be contributing the same amount towards development of the park.

It is recommended that the Nickol West Park expansion be delivered by the City using in-house expertise and resources wherever possible to save on overall development costs. If this recommendation is supported, then a simple agreement will be prepared and entered between the City and Pindan, as required by Resolution No.7, to set out arrangements for funds transfers and development plans for the Nickol West Park expansion and Pindan's \$500,000 (ex GST) contribution towards the Effluent Reuse Scheme.

Whichever way development of the park is achieved, the extent of first stage works still needs to be determined. Based on officer consideration there are three logical options:

Option 1: Develop the full park in accordance with the City's latest concept plan. Cost estimate \$3,268,170.

Option 2: Develop the first stage of the park generally in accordance with the latest concept plan and budget prepared by Pindan, but as updated by the City's latest concept plan. Cost estimate \$694,275. Subsequent works would be subject of scheduling and budgeting as part of the Long Term Financial Plan.

Option 3: A balance between Option 1 and Option 2 whereby the first stage development includes all baseline items shown on the Pindan plan plus selected additional items up to what is considered a reasonable budget allocation for 2016/17. Subsequent works would be subject of scheduling and budgeting as part of the Long Term Financial Plan.

Option 1 delivers a full park in one hit and does not require subsequent reworking and modifications to the site. Option 2 can largely be delivered from the funding allocated to the project by Pindan and substantially does not rely on additional funding being found. Option 3 is a balance between the two and allows for a program and budget to be set based on what is considered reasonable.

If Option 1 is preferred, then it is recommended that construction of the change rooms (\$433,194) be deferred as the change rooms will not be required until more formalised sporting activities are being conducted on the pitch.

If Option 2 is preferred, then it is recommended that the installation of public toilets (\$190,000) and bollards to define the car parking area (\$12,000) be added. Public toilets are needed and a designated parking area will reduce the impact on surrounding streets and properties. Additional funding would be required for the installation of public toilets. The possibility of locating and designing the public toilets so they fit into the future change rooms will be investigated.

LEVEL OF SIGNIFICANCE

In accordance with Council Policy CE-8 Significant Decision Making Policy, this matter is considered to be of moderate significance in terms of delivering public parks in a responsible and sustainable way, working with developers and providing a high standard of community services.

COUNCILLOR/OFFICER CONSULTATION

Consultation has taken place between Planning Services, Community Services and Infrastructure Services.

COMMUNITY CONSULTATION

Community consultation is to occur prior to commencing park expansion construction. This will provide an opportunity to show the community the park that will be developed and advise of the timeframe.

STATUTORY IMPLICATIONS

The Minister for Planning has approved expenditure of the Pindan public open space cash-in-lieu contribution on development of the Nickol West Park expansion in accordance with Section 154 of the *Planning and Development Act 2005*.

POLICY IMPLICATIONS

Officers have made recommendations in line with the City's Play Space Standards document which outlines the level of service and amenity which should be afforded at a park of this size and nature.

FINANCIAL IMPLICATIONS

Approval has been granted for Pindan's \$441,000 cash-in-lieu of public open space contribution to be spent on development of the Nickol West Park expansion. In addition, Pindan has advised that if the City chooses to develop the park instead of Pindan developing the first stage, then Pindan will also contribute the balance \$150,408.11 (ex GST) budgeted for delivery of the first stage development (\$591,408.11 ex GST in total). Any costs in developing the park beyond the total Pindan contribution would have to be funded via other means.

If Option 1 is selected, based on preliminary cost estimates, an additional \$2,184,427 will need to be allocated to the project over and above the Pindan contribution. If Option 2 is selected, based on preliminary cost estimates, an additional \$245,726 will need to be allocated to the project. Option 3 allows the budget for the first stage development to be set based on what is considered necessary and reasonable, with subsequent works subject of scheduling and budgeting as part of the Long Term Financial Plan.

Pindan will also contribute \$500,000 (ex GST) towards the ERS.

STRATEGIC IMPLICATIONS

This item is relevant to the Council's approved Strategic Community Plan 2012-2022 and Corporate Business Plan 2012-2016. In particular the Operational Plan 2015-2016 provided for this activity:

Our Program: 1.a.3.1 Provide open spaces which cater for the communities needs
Our Services: 1.a.3.1.2 Improve open space as per community needs

RISK MANAGEMENT CONSIDERATIONS

If the City develops the park, then the City will be taking responsibility for delivering a quality park in a timely and financially responsible way. Substantial work has already been undertaken in developing the concept plan and estimating costs of associated works. The current preliminary cost estimates still need to be further refined. Detailed cost estimates will more accurately define the actual costs of developing the park.

IMPACT ON CAPACITY

If the City develops the park, then the project is likely to impact Leisure Services, Parks and Gardens and Technical Services. Overall project costs can be reduced through the City delivering the park.

RELEVANT PRECEDENTS

There is already an established park adjacent the proposed park expansion area. The City recently successfully delivered the Bulgarra Sporting Precinct enhancements.

VOTING REQUIREMENTS

Simple Majority

OPTIONS:Option 1

As per Officer's recommendation.

Option 2

That Council by SIMPLE Majority pursuant to Section 3.18 of the *Local Government Act 1995* RESOLVES to:

1. DEVELOP only the first stage of the Nickol West Park expansion generally in accordance with the latest concept plan and budget prepared by Pindan, but as proposed by the City's latest concept plan, with the following additions:
 - a) The installation of public toilets; and
 - b) Bollards to define the car parking area.
2. REQUEST the installation of public toilets at Nickol West Park be presented as a new initiative for Council consideration as part of preparing the 2016/17 budget.

Option 3

That Council by SIMPLE Majority pursuant to Section 3.18 of the *Local Government Act 1995* RESOLVES to:

1. DEVELOP the Nickol West Park expansion area in accordance with the City's latest concept plan including installation of public toilets but excluding building the change rooms;
2. UNDERTAKE detailed design for the latest concept plan for the purposes of establishing more accurate costings; and
3. REQUEST full development of the Nickol West Park expansion area (excluding change rooms) be presented as a new initiative for Council consideration as part of preparing the 2016/17 budget.

Option 4

That Council by SIMPLE Majority pursuant to Section 3.18 of the *Local Government Act 1995* RESOLVES to REQUEST Pindan to develop the Nickol West Park expansion in accordance with its latest concept plan and budget.

CONCLUSION

The expenditure of Pindan's \$441,000 cash-in-lieu of public open space contribution on development of the Nickol West Park expansion area has been approved. In addition, Pindan has advised that if the City wishes to develop the Nickol West Park expansion area (which is recommended as the preferred approach), then Pindan will contribute the balance \$150,408.11 (ex GST) of its first stage park development budget towards the City's development plans.

The City can either develop the park generally in accordance with Pindan's first stage plan, with additional works to be undertaken by the City in subsequent years, fully develop the

park in accordance with the City's latest concept plans (including full landscaping, construction of a car park, public toilets and lighting), or get a balance where more than the minimal plan is developed in the first stage but not to the extent of full development. This last option is recommended as a reasonable and responsible approach. Under this option, the amount of additional funding to be allocated to the works in the 2016/17 budget can be determined once detailed design is undertaken and based on what is considered necessary infrastructure and works in the first stage development of the Nickol West park expansion.

OFFICER'S RECOMMENDATION / COUNCIL RESOLUTION

Res No : 153375
MOVED : Cr Scott
SECONDED : Cr Vandenberg

That Council by SIMPLE Majority pursuant to Section 3.18 of the *Local Government Act 1995* RESOLVES to:

1. **UTILISE** Pindan funding to develop the first stage of the Nickol West Park expansion in accordance with the City's latest concept plan, with delivery of works shown on the latest Pindan concept plan as a minimum.
2. **DETERMINE** the full extent of additional first stage works once detailed design costings are available and decisions can be made about works required within a reasonable 2016/17 budget allocation;
3. **AGREE** to spend \$200,000 on detailed design in the 2015/16 financial year and request a budget allocation for this work be included in the March 2015/16 budget review;
4. **UNDERTAKE** detailed design for the latest concept plan for the purposes of establishing more accurate costings; and
5. **REQUEST** first stage development of the Nickol West Park expansion area (as recommended as necessary and reasonable) be presented as a new initiative for Council consideration as part of preparing the 2016/17 budget.

CARRIED

FOR : Cr Long, Cr Lally, Cr Bailey, Cr Bertling, Cr Cucel, Cr Harris, Cr Parsons, Cr Scott, Cr Smeathers, Cr Vandenberg, Cr White-Hartig
AGAINST : Nil

11.3 PROPOSED REZONING OF THE WESTERN PORTION OF BULGARRA FROM RESIDENTIAL R30 TO RESIDENTIAL R40

File No:	AMD42
Responsible Executive Officer:	Director Development Services
Reporting Author:	Senior Statutory Planner
Date of Report:	2 February 2016
Applicant/Proponent:	City of Karratha
Disclosure of Interest:	CEO - part owner in a property
Attachment(s)	1. Location Plan – Western portion of Bulgarra 2. Scheme Map - Western portion of Bulgarra

PURPOSE

For Council to consider a recommendation to initiate an amendment to Town Planning Scheme No 8 (TPS8) to increase the residential density coding of the western portion of Bulgarra (subject area) from Residential R30 to Residential R40.

BACKGROUND

The subject area (refer Attachment 1) is bound by Searipple Road to the west, drainage reserves to the north and east and Millstream Road to the south. The area is adjacent to the City Centre and is currently zoned 'Residential' with an applied density coding under TPS8 of R30 (refer Attachment 2). Under TPS8 this area has been zoned as R30 for approximately 15 years. In the subject area there are 216 properties, 8 are owned by the City. There is a mix of housing types with predominantly single houses, a number of grouped dwellings (more than one dwelling on a lot) and multiple dwellings (two storey apartment buildings).

In 2010 the State Government revised the Residential Design Codes (R-Codes) to allow for multiple dwelling density to be calculated from a plot ratio rather than the previous prescribed minimum site area in areas zoned R30. Overnight, this change allowed for up to 6-8 dwellings/units in a two storey configuration. Previously, and due to the R-Codes provisions of the time, the highest density development that could occur was grouped dwellings in the form of attached and detached duplex development on the average 743m² lot sizes that exist in this area of Bulgarra. Under the version of the R-Codes gazetted in 2010, the City has issued thirty one (31) planning approvals for multiple dwellings within the subject area. Eleven (11) of these developments have been constructed. These developments typically contain six (6) to eight (8) units, with majority of dwellings/units containing a maximum of one or two bedrooms per dwelling.

Amendments to the R-Codes (October 2015)

In October 2015 a revised R-Codes was gazetted which effectively returned the R30 density provisions to the lower density scenario of pre-2010 by taking away the ability to use a plot ratio calculation to determine density for multiple dwellings in areas coded R30. Therefore, the current situation is that the majority of the land the subject of this proposed amendment is now only able to accommodate, once again, duplex or triplex development. The new version of the R-Codes still allows for the plot ratio calculations to be used in areas coded R40, which if in place over the subject area would allow multiple units in the two storey arrangement to continue to be approved.

Prior to this latest change to the R-Codes the City had prepared Stage One of the Karratha Revitalisation Strategy (KRS) document. This document recommends the implementation of an R40 zoning in the subject area by undertaking a scheme amendment to introduce the R40 zoning to the scheme maps over the residential sites in the subject area. The Draft Local Planning Strategy (LPS) and the City's current Strategic Community Plan promote the provision of diversity in housing types. Implementation of an R40 zoning over the subject area in accordance with the recommendation of the KRS will assist in achieving diversity of housing types in Karratha. An R40 density coding will allow for development of multiple dwellings, which is consistent with recent practice and will provide a higher population within walking distance to the city centre.

The proposed R40 density coding maintains the same redevelopment rights that applied in the subject area before the October 2015 changes to the R-Codes. The controls in regard to height (maximum two storeys), open space and primary street setbacks remain the same. The changes to the R-Codes also ensure that every dwelling must be allocated at least one car bay. In regard to grouped dwellings and any effects of a rezoning to R40, for the average 743m² lot, three (3) grouped dwellings would be permitted as compared to two (2) under the previous R30 density coding. This is in line with promoting a higher density within close proximity to the City Centre as outlined in the KRS document.

The Lazy Lands project includes Lot 21 Richardson Way (Reserve 32335) and has been shown by the *Lazy Lands 2D Flood Study and Local Water Management Framework* (JDA, 2013) and the City's Local Planning Policy *DP19 Storm Surge Risk* to be impacted by overland stormwater inundation and storm surge. Filling and elevating this land for development has to be considered in the light of having possible impacts on adjoining properties. It is recommended Lot 21 not be included in this proposed Scheme Amendment. The future Scheme Review will provide the opportunity to rezone Lot 21 from 'Parks, Recreation and Drainage' to a Development Area with a base zoning of 'Urban Development'. This zoning will require further hydrological assessment be undertaken as part of formulating a Structure Plan for the site.

Planning Application DA15228 – Lot 137 Wellard Way, Bulgarra

Planning Application DA15228 was lodged on 15 December 2015 and proposes four (4) multiple dwellings. Due to the October 2015 revisions to the R-Codes this application cannot currently be approved by the City even though it is closer to the density being promoted by the KRS in this area of Bulgarra. To allow for this application to be assessed (and potentially approved) and any other future application for multiple dwelling up to the R40 density to be approved, this scheme amendment must be undertaken. It is recommended that Council support the recommendation of the KRS and therefore support the initiation of proposed Scheme Amendment No.42.

LEVEL OF SIGNIFICANCE

In accordance with Council Policy CG-8 Significant Decision Making Policy, this matter is considered to be of high significance in terms of continuing to facilitate revitalisation and accommodate population growth in a sustainable manner.

COUNCILLOR/OFFICER CONSULTATION

The draft KRS Stage 1 Report and the draft LPS were circulated for discussion and feedback to relevant departments with a number of officers having input. There has been Councillor and officer attendance at community workshops during the development of this document.

COMMUNITY CONSULTATION

Should Council resolve to support the initiation of this Scheme Amendment, the proposed amendment will be publicly advertised for a period of 42 days. The advertising will include letters to all property owners and a Public Notice on the City's website.

STATUTORY IMPLICATIONS

Under the provisions of Part 5 of the *Planning and Development Act 2005*, Council has the following options available in regard to the proposed rezoning:

1. Adopt the proposed Scheme Amendment for the purpose of initiating advertising; or
2. Adopt a modified proposal to TPS8; or
3. Resolve not to progress the proposed Scheme Amendment to advertising.

Pursuant to the provisions of Section 81 of the *Planning and Development Act 2005* the proposed amendment will be referred to the Environmental Protection Authority (EPA) for assessment. It is not expected that the EPA will seek formal assessment of this amendment. Public advertising will commence upon EPA advising as such.

POLICY IMPLICATIONS

All residential development in Western Australia must comply with the R-Codes. The 'deemed- to-comply' provisions provide a straightforward means for development to comply with the principles and objectives of the R-Codes. The design principles allow for a proposal to be assessed on its merits through variations to the 'deemed-to-comply' provisions.

The Western Australian Planning Bulletin (113/2015) issued in July 2015 addresses *Multiple Dwellings in R40 coded areas and variation to the R-Codes multiple dwelling development standards*. The Planning Bulletin outlines the WAPC's position and expectations on the control of multiple dwellings on R40 coded land. The WAPC supports local government preparing and implementing a local planning policy to apply to multiple dwelling proposals seeking plot ratio bonus and variations to other R-Codes 'deemed-to-comply' development standards such as building design and quality, and dwelling size and type.

The City's existing *Local Planning Policy DP 7 Residential Frontages*, currently under review, provides guidance in regard to variations to the 'deemed to comply' provisions of the R-Codes. However, the policy applies to all residential buildings, garages, outbuildings, carports and boatports, sea containers, shade sails, pergolas and raised decks. Rather than address variations for multiple dwellings within this policy, it is recommended that a Local Planning Policy addressing development standards for multiple dwellings be prepared. The policy could provide development standards such as addressing the primary street, the bulk and scale of developments, the location of parking bays and bin stores, landscaping and provision of visitor parking within the road reserve.

It is recommended a Local Planning Policy addressing multiple dwelling development standards be prepared.

FINANCIAL IMPLICATIONS

The landowner of Lot 137 Withnell Way, Bulgarra (DA15228) has agreed to pay a fee equivalent to a Scheme Amendment for a spot rezoning of the property to R40. In addition a Planning Application fee of \$2,214.00 has been received. The proposed rezoning from R30 to R40 will facilitate multiple dwelling developments in the subject area and therefore lodgement of Planning Applications with associated fees payable to the City. The ability to develop more dwellings per lot in the subject area will mean more rateable dwellings into the future.

STRATEGIC IMPLICATIONS

This item is relevant to the Council's approved Strategic Community Plan 2012-2022 and Corporate Business Plan 2012-2016. In particular the Operational Plan 2015-2016 provided for this activity:

Our Program:	1.c.1.1	Identify areas for development and promotion of a diversity of housing forms.
Our Services:	1.c.1.1.1	Identify areas suitable for new housing and/or redevelopment in local planning strategy and structure plans.

RISK MANAGEMENT CONSIDERATIONS

The level of risk to the City is considered to be low as the proposed rezoning from R30 to R40 is consistent with both the draft KRS Stage 1 and the draft LPS.

IMPACT ON CAPACITY

There is no impact on capacity or resourcing to carry out the Officer's recommendation.

RELEVANT PRECEDENT

Eleven multiple dwellings have already been approved and built in the subject area. Proposed Scheme Amendment No 42 aligns with the objectives of the KCN Plan, the draft KRS Stage 1 and the draft LPS.

VOTING REQUIREMENTS

Simple Majority.

OPTIONS:Option 1

As per Officer's recommendation.

Option 2

That the Council by SIMPLE Majority pursuant to Section 3.18 of the *Local Government Act 1995* in accordance with Part 5 of the *Planning and Development Act 2005* resolve not to initiate the proposed Scheme Amendment 42 to Town Planning Scheme No 8.

CONCLUSION

In October 2015 amendments made to the R-Codes have reduced the dwelling yield for multiple dwellings in areas zoned R30. The proposed R40 density coding will restore the same redevelopment potential as was previously permitted under the R30 zoning and will facilitate the assessment of a Planning Application for four (4) multiple dwellings lodged with the City in December 2015. It is recommended development standards for multiple dwellings be controlled through the preparation of a Local Planning Policy in accordance with relevant provisions of TPS8.

The western portion of Bulgarra is located in close proximity to the city centre. The proposed rezoning of the land from R30 to R40 is consistent with the City's strategic planning framework including the KCN Plan, the draft LPS and the KRS Stage 1. Accordingly, it is recommended proposed Scheme Amendment 42 be initiated for advertising.

OFFICER'S RECOMMENDATION / COUNCIL RESOLUTION

Res No : 153376
MOVED : Cr Scott
SECONDED : Cr Cucel

That Council by **SIMPLE** Majority pursuant to section 75 of the *Planning and Development Act 2005* **RESOLVES** to:

1. **INITIATE** a Scheme Amendment to Shire of Roebourne Town Planning Scheme No 8 to rezone the western portion of Bulgarra (highlighted in Attachment 1 of this Item) from Residential R30 to Residential R40;
2. **NUMBER** the proposed Scheme Amendment No 42 to Shire of Roebourne Town Planning Scheme No. 8;
3. **FORWARD** proposed Scheme Amendment No 42 to the Environmental Protection Authority for assessment in accordance with section 81 of the *Planning and Development Act 2005*; and
4. **ADVERTISE** Scheme Amendment No 42 in accordance with the *Planning and Development (Local Planning Schemes) Regulations 2015* should no environmental assessment be required.

CARRIED

FOR : Cr Long, Cr Lally, Cr Bailey, Cr Bertling, Cr Cucel, Cr Harris, Cr Parsons, Cr Scott, Cr Smeathers, Cr Vandenberg, Cr White-Hartig
AGAINST : Nil

11.4 CONSIDERATION OF SUBMISSIONS ON AMENDMENT 41 AND REQUEST TO ADOPT FOR FINAL APPROVAL

File No:	AMD 41
Responsible Executive Officer:	Director Development Services
Reporting Author:	Statutory Planning/Compliance Officer
Date of Report:	1 February 2016
Applicant/Proponent:	Whelans/Landcorp
Disclosure of Interest:	Nil
Attachment(s)	1. Location Plan 2. Schedule of Submissions

PURPOSE

For Council to consider submissions on Amendment No.41 and determine whether to adopt the Amendment for final approval.

BACKGROUND

Council initiated Amendment No.41 to its Town Planning Scheme No.8 (TPS8) on 21 September 2015 (Resolution 153252). This proposed amendment is to rezone the existing Wickham Hospital Site (2 Mulga Way, Wickham) from 'Local Scheme Reserve, Public Purpose Hospital' to 'Town Centre'.

In accordance with Section 81 of the *Planning and Development Act 2005*, the amendment was referred to the Environmental Protection Authority (EPA) who advised that formal assessment was not required under the *Environmental Protection Act 1986*. Following the EPA's advice, the amendment was publicly advertised in accordance with the *Planning and Development (Local Planning Scheme) Regulations 2015*. Should the Scheme Amendment be adopted by Council and finally approved by the Minister for Planning, LandCorp would seek to transfer this Reserved land to freehold to be put to the open market for sale.

LEVEL OF SIGNIFICANCE

In accordance with Council Policy CG-08 Significant Decision Making Policy, this matter is considered to be of medium significance in terms of social, economic and environmental issues as they pertain to the town of Wickham.

COUNCILLOR/OFFICER CONSULTATION

Amendment No.41 was adopted by Council for public advertising at the 21 September 2015 Ordinary Council Meeting.

COMMUNITY CONSULTATION

Amendment No.41 was publicly advertised from 25 November 2015 until 15 January 2016 in accordance with the *Planning and Development (Local Planning Schemes) Regulations 2015* in the following manner:

1. Publication of a notice in the *Pilbara News* edition of 25 November 2015;
2. Display of the notice at the City of Karratha administration office;

3. Publication of a notice on the Council's website providing an electronic link to a copy of the Amendment Document;
4. A letter sent to adjoining and surrounding landowners inviting comment;
5. Notifying the following agencies and seeking submissions:
 - Water Corporation;
 - Horizon Power;
 - Department of Environmental Regulation;
 - Department of Health;
 - Telstra;
 - Department of Fire and Emergency Services;
 - Main Roads WA;
 - Department of Lands;
 - Tourism Western Australia;
 - Department of Water;
 - Western Australian Planning Commission;
 - Pilbara Development Commission;
 - Ngarluma Aboriginal Corporation;
 - Department of State Development;
 - Department of Aboriginal Affairs; and
 - Department of Transport.

There were no public submissions received. Nine of the above agencies responded with no objections to Amendment No.41 (see Attachment 2 – Schedule of Submissions). Pilbara Development Commission support the proposed amendment and believe that the rezoning will achieve the objectives of TPS8.

STATUTORY IMPLICATIONS

Clause 75 of the *Planning and Development Act 2005* gives Local Government the power to amend its Local Planning Scheme. The procedure for preparing and adopting an amendment is provided for by the *Planning and Development (Local Planning Scheme) Regulations 2015*. After considering the submissions lodged, should Council resolve to adopt Amendment No.41 (regulation 50), it is to forward the amendment documentation to the Western Australian Planning Commission together with the schedule of submissions (regulation 53). The Commission will then present Council's recommendation to the Hon. Minister for Planning who is responsible for final approval or refusal of the amendment (regulation 55).

POLICY IMPLICATIONS

There are no policy implications.

FINANCIAL IMPLICATIONS

The Council will charge the applicant a fee for service for processing this Scheme Amendment in accordance with the *Planning Regulations 2015*.

STRATEGIC IMPLICATIONS

This item is relevant to the Council's approved Strategic Community Plan 2012-2022 and Corporate Business Plan 2012-2016. In particular the Operational Plan 2015-2016 provided for this activity:

- Our Program: 2.b.1.1 Identify demand for industrial, residential, community and commercial purposes and facilitate development of land for industrial, residential, community and commercial purposes.
- Our Services: 2.b.1.1.1 Monitor the supply and take up of land to inform land release.

RISK MANAGEMENT CONSIDERATIONS

There are no risk management considerations applicable.

IMPACT ON CAPACITY

There is no impact on capacity or resourcing to carry out the Officer's recommendation.

RELEVANT PRECEDENTS

There are no relevant precedents related to this rezoning specifically however, the City's Planning Services regularly undertakes the process of Scheme Amendments in accordance with the *Planning and Development Act 2005*.

VOTING REQUIREMENTS

Simple Majority.

OPTIONS:Option 1

As per Officer's recommendation.

Option 2

That Council, pursuant to Clause 75 of the *Planning and Development Act 2005* RESOLVES to REFUSE to adopt for final approval, Amendment No.41 to the City of Karratha's Town Planning Scheme No.8.

CONCLUSION

The Wickham Hospital is a redundant Western Australian Department of Health asset and has been closed. A rezoning of the land to Town Centre and subsequent transfer to freehold will make town centre land in Wickham available for alternative uses, which provides the potential to encourage further investment and local economic diversification in Wickham. This is consistent with the objectives of the Wickham Precinct under TPS8 (Pg.24). The Amendment will also enable the future use of Town Centre land rather than a largely vacant site with a redundant building remaining in situ under the current zoning.

As none of the submissions raised an objection to Amendment No.41, there is no requirement to modify the proposed amendment as a result of any points raised in the submissions. It is therefore recommended that Amendment No.41 be adopted without modification and forwarded to the WAPC for final approval consideration by the Minister.

OFFICER'S RECOMMENDATION / COUNCIL RESOLUTION

Res No : 153377
MOVED : Cr Harris
SECONDED : Cr Vandenberg

That Council by SIMPLE Majority, pursuant to Clause 75 of the *Planning and Development Act 2005* RESOLVES to:

- 1. ADOPT for final approval Amendment No.41 to the Shire of Roebourne's Town Planning Scheme No.8.**
- 2. AUTHORISE the Chief Executive Officer and Mayor to execute three (3) copies of the Amendment No.41 documentation, in accordance with Regulation 53 of the *Planning and Development (Local Planning Schemes) Regulations 2015*.**
- 3. FORWARD to the Western Australian Planning Commission three (3) copies of the Amendment No.41 documentation and a copy of the Schedule of Submissions for the Minister of Planning's consideration.**

CARRIED

FOR : Cr Long, Cr Lally, Cr Bailey, Cr Bertling, Cr Cucel, Cr Harris, Cr Parsons, Cr Scott, Cr Smeathers, Cr Vandenberg, Cr White-Hartig
AGAINST : Nil

12 STRATEGIC PROJECTS & INFRASTRUCTURE

12.1 RECONSIDERATION OF MATTERS PERTAINING TO THE PILBARA REGIONAL COUNCIL - REGIONAL GREEN WASTE PROCESSING CONTRACT

File No:	WM.2
Responsible Executive Officer:	Director Strategic Projects & Infrastructure
Reporting Author:	Manager Waste Services
Date of Report:	28 January 2016
Applicant/Proponent:	Nil
Disclosure of Interest:	Nil
Attachment(s)	Confidential PRC Evaluation Report – Regional Green Waste Processing Contract

PURPOSE

To seek Council's consideration to revoke the resolution relating to the Pilbara Regional Council (PRC) Regional Green Waste Processing Contract endorsed at the Ordinary Council meeting of 27 January 2016.

BACKGROUND

At its Ordinary meeting of 27 January 2016, Council resolved to endorse Timberden Pty Ltd as recommended by the Pilbara Regional Council's Regional Green Waste Processing Tender.

Due to an administrative error, Timberden Pty Ltd was identified as the preferred tenderer as submitted to Council, however the PRC evaluation report for the Green Waste Processing Tender recommended Ausshredding Pty Ltd as the preferred tenderer. All other information contained within the submitted report was correct in detail.

In light of this error, Council's approval is now sought to consider and resolve revoking Resolution 153361 endorsed at its 27 January 2016 Council meeting and endorsing Ausshredding Pty Ltd as the preferred tenderer as recommended by the PRC.

The PRC has been advised of the error and supports the process being undertaken by Council to resolve the matter.

LEVEL OF SIGNIFICANCE

In accordance with Council Policy CG-8 Significant Decision Making, this matter is considered to be of low significance in terms of Council's ability to perform its role.

COUNCILLOR/OFFICER CONSULTATION

Consultation has taken place between the Waste Services Manager, PRC Officers, Chief Executive Officer, Director Strategic Projects and Infrastructure and Director Corporate Services.

COMMUNITY CONSULTATION

No community consultation is required at this time.

STATUTORY IMPLICATIONS

As Council has an existing resolution in regards to this matter, a motion to revoke is required to be considered in accordance with Section 5.25 (1) (e) of the *Local Government Act 1995* and Regulation 10 of the *Local Government (Administration) Regulations 1996*.

POLICY IMPLICATIONS

The tender process was been managed in accordance with the PRC policy PO-012 Purchasing and Council Policy CG 12 – Purchasing.

FINANCIAL IMPLICATIONS

There are no financial implications in terms of considering and/or revoking the resolution.

Other than the name of the successful tenderer, all other details contained with the report submitted to Council on 27 January 2016, remain unchanged as follows:

The preferred respondent, Ausshredding, has provided the cost of \$5.50 per cubic metre (exclusive of GST) as a flat rate across all four Member Councils, including the below conditions:

The above price is relevant to the requested 100mm grade of mulch. Costs for 50mm and 80mm grade increases to \$6.50 plus GST. A one (1) hour fixed charge of \$180.00 per changeover will apply for cases where mulch is required in different sizes.

The below table gives an indicative annual price based on processing the City’s green waste to a 50mm grade.

Estimated Tonnage	Estimated m³ (processed)	Total Cost at 50 or 80mm (ex GST)	Total Cost at 100mm (ex GST)
1854	6180	\$40,170	\$33,990

Council has allocated \$36,000 in the 2015/16 budget for green waste processing.

STRATEGIC IMPLICATIONS

This item is relevant with the Council’s approved Strategic Community Plan 2012-2022 and Corporate Business Plan 2012-2016. In particular the Operational Plan 2015-2016 provided for this activity:

- Our Programs: 3.a.1.4 Promote and implement responsible use of resources for environmental sustainability
- Our Services: 3.a.1.4.1 Prepare and implement environmental strategies

RISK MANAGEMENT CONSIDERATIONS

There is a low risk that Timberden may challenge the decision should Council support revoking Resolution 153361, however PRC’s evaluation report clearly identifies Ausshredding as the preferred tenderer.

IMPACT ON CAPACITY

There is no impact on capacity or resourcing to carry out the Officer’s recommendation.

RELEVANT PRECEDENTS

Council has previously revoked (previously referred to as - rescinded) resolutions from time to time.

VOTING REQUIREMENTS

Absolute and Simple Majority.

OPTIONS:

Option 1

As per Officer’s recommendation.

Option 2

That Council by SIMPLE Majority pursuant to Regulation 10 of the *Local Government (Administration) Regulations 1996* RESOLVES to NOT CONSIDER REVOKING Council Resolution 153361 as determined at the Ordinary Council Meeting of 27 January 2016.

CONCLUSION

Following a Public Tender for Regional Green Waste Processing, the PRC has negotiated a contract with the preferred tenderer, Ausshredding. The Council report of 27 January 2016 erroneously identified Timbermen Pty Ltd as the preferred tenderer. Council approval is now sought to revoke resolution 153361 and endorse Ausshredding as the preferred tenderer as recommended by the PRC’s Regional Green Waste Processing Tender.

OFFICER’S RECOMMENDATION 1

1. In accordance with Regulation 10 of the *Local Government (Administration) Regulations 1996*, the following four Councillors:

- a) _____
- b) _____
- c) _____
- d) _____

AGREE to CONSIDER REVOKING Resolution 153361 determined at the Ordinary Council Meeting held on 27 January 2016; and

2. That Council by ABSOLUTE Majority pursuant to Section 5.25 of the *Local Government Act 1995* and Regulation 10 of the *Local Government (Administration) Regulations 1996*, RESOLVES to REVOKE Resolution 153361 determined at the Ordinary Council Meeting held on 27 January 2016.

COUNCIL RESOLUTION 1

Res No : 153378
MOVED : Cr Parsons
SECONDED : Cr Smeathers

1. In accordance with Regulation 10 of the *Local Government (Administration) Regulations 1996*, the following four Councillors:

- a) Cr Cucel
- b) Cr Harris
- c) Cr Scott;
- d) Cr Smeathers;

AGREE to CONSIDER REVOKING Resolution 153361 determined at the Ordinary Council Meeting held on 27 January 2016; and

2. That Council by **ABSOLUTE** Majority pursuant to Section 5.25 of the *Local Government Act 1995* and Regulation 10 of the *Local Government (Administration) Regulations 1996*, **RESOLVES to REVOKE** Resolution 153361 determined at the Ordinary Council Meeting held on 27 January 2016.

CARRIED

FOR : Cr Long, Cr Lally, Cr Bailey, Cr Bertling, Cr Cucel, Cr Harris, Cr Parsons, Cr Scott, Cr Smeathers, Cr Vandenberg, Cr White-Hartig
AGAINST : Nil

OFFICER’S RECOMMENDATION / COUNCIL RESOLUTION 2

Res No : 153379
MOVED : Cr Scott
SECONDED : Cr Harris

That Council by **SIMPLE** Majority pursuant to Section 3.18 of the *Local Government Act 1995* **RESOLVES to ENDORSE** Ausshredding Pty Ltd as the preferred tenderer as recommended by the Pilbara Regional Council in the Regional Green Waste Processing Tender.

CARRIED

FOR : Cr Long, Cr Lally, Cr Bailey, Cr Bertling, Cr Cucel, Cr Harris, Cr Parsons, Cr Scott, Cr Smeathers, Cr Vandenberg, Cr White-Hartig
AGAINST : Nil

13 ITEMS FOR INFORMATION ONLY

Responsible Officer: Chief Executive Officer

Reporting Author: Minute Secretary

Disclosure of Interest: Nil

PURPOSE

To advise Council of the information items for February 2016.

VOTING REQUIREMENTS

Simple Majority.

OFFICER'S RECOMMENDATION / COUNCIL RESOLUTION

Res No : 153380

MOVED : Cr Harris

SECONDED : Cr Cucel

That Council note the following information items:

- 13.1 Register of Documents Stamped with the City's Common Seal
- 13.2 Non-Statutory Donations
- 13.3 Building Statistics
- 13.4 Planning Decisions Issued
- 13.5 Environmental Health Statistics
- 13.6 Ranger Statistics
- 13.7 Economic Development update
- 13.8 Waste Services Data
- 13.9 Community Services update
- 13.10 Cleansweep Taskforce Report July – December 2015
- 13.11 Roll Out of National Broadband Network within the City of Karratha
- 13.12 State Blackspot Funding Application
- 13.13 Karratha Airport Liquor Licensing Review
- 13.14 Intersection of Searipple Road, Karratha Terrace and Wellard Way

CARRIED

FOR : Cr Long, Cr Lally, Cr Bailey, Cr Bertling, Cr Cucel, Cr Harris, Cr Parsons, Cr Scott,
Cr Smeathers, Cr Vandenberg, Cr White-Hartig

AGAINST : Nil

13.1 REGISTER OF DOCUMENTS STAMPED WITH THE CITY OF KARRATHA COMMON SEAL

Responsible Officer: Chief Executive Officer

Reporting Author: EA to the CEO & Mayor

Disclosure of Interest: Nil

PURPOSE

To advise Council of documents, as listed below, that have been stamped with the Common Seal of the City of Karratha since the last Council Meeting.

DATE	DOCUMENT
14/01/2016	Automated Teller Machine Licence Agreement between the City of Karratha (Licensee) and Next payments PTY Ltd (Licensee)
14/01/2016	Land Lease Agreement between the City of Karratha (Lessor) and WRAPS (Wickham, Roebourne and Point Samson) MOTOCROSS CLUN INC (Lessee)
28/01/2016	Lease Agreement for LOT 503 Car parking between the City of Karratha (Landlord) and The Trust Company (Australia) Limited as trustee for Pearls Hotels ZC 2013 Trust (Tenant)
28/01/2016	Authority Form for Lease Agreement for LOT 503 Car parking

13.2 NON STATUTORY DONATIONS FOR PERIOD ENDING 31 JANUARY 2016

File No: FEB16
Responsible Officer: Director Corporate Services
Author Name: Assistant Management Accountant
Date of Report: 19 January 2016
Disclosure of Interest: Nil

To provide Council with a summary of Non Statutory Donations made during the specified period. The original budget amounts for 2015/16 were adopted in Council Res No. 153229 Municipal Fund Budget 2015/16. These allocations were amended in the first quarter budget review adopted in November via Council Res No. 153292.

City of Karratha	Original Budget	Current Budget	Actual YTD	Remaining
Non Statutory Donations	\$	\$	\$	\$
For the Period Ending 31 January 2016				
Contribution - Dampier Community Assoc	\$ 100,000	\$ 191,967	\$ 17,143	\$ 174,824
2012/13 BFWD		\$ 91,967	\$ 3,394	\$ 88,573
Contribution - Pt Samson Community Assoc	\$ 100,000	\$ 270,166	\$ -	\$ 270,166
2014/15 BFWD		\$ 70,166		\$ 70,166
2013/14 BFWD		\$ 100,000		\$ 100,000
Contribution - Roebourne Advisory Group	\$ 100,000	\$ 187,070	\$ 46,194	\$ 140,876
2014/15 BFWD		\$ 58,500		\$ 58,500
2013/14 BFWD		\$ 17,319		\$ 17,319
2012/13 BFWD		\$ 11,251	\$ 10,155	\$ 1,096
Contribution - Wickham Community Assoc	\$ 100,000	\$ 182,500	\$ 62,500	\$ 120,000
2014/15 BFWD		\$ 72,500	\$ 10,000	\$ 62,500
2013/14 BFWD		\$ 10,000	\$ 10,000	\$ -
Contribution - Karratha Community Assoc	\$ 100,000	\$ 100,000	\$ -	\$ 100,000
Ex Gratia Contribution - Dampier Community Assoc	\$ 100,000	\$ 290,000	\$ 45,000	\$ 245,000
2014/15 BFWD		\$ 100,000	\$ 22,765	\$ 77,235
2013/14 BFWD		\$ 90,000		\$ 90,000
Ex Gratia Contribution - Wickham Community Assoc	\$ 102,500	\$ 157,860	\$ -	\$ 157,860
2014/15 BFWD		\$ 16,537		\$ 16,537
2013/14 BFWD		\$ 38,823		\$ 38,823
Ex Gratia Contribution - Roebourne Advisory Group	\$ 51,250	\$ 152,750	\$ -	\$ 152,750
2014/15 BFWD		\$ 101,500		\$ 101,500
Ex Gratia Contribution - Pt Samson Community Assoc	\$ 51,250	\$ 402,750	\$ -	\$ 402,750
2014/15 BFWD		\$ 101,500		\$ 101,500
2013/14 BFWD		\$ 125,000		\$ 125,000
2012/13 BFWD		\$ 125,000		\$ 125,000

City of Karratha	Original Budget	Current Budget	Actual YTD	Remaining
Non Statutory Donations	\$	\$	\$	\$
For the Period Ending 31 January 2016				
School Awards	\$ 1,425	\$ 1,425	\$ 1,425	\$ -
Walkington Awards	\$ 5,500	\$ 5,500	\$ 5,327	\$ 173
Local Information Network Karratha (Link)	\$ 28,800	\$ 28,800	\$ 14,401	\$ 14,399
Sundry Donations To Community Groups	\$ 74,694	\$ -	\$ -	\$ -
Fee Waiver	\$ 20,000	\$ 20,000	\$ 15,766	\$ 4,234
St Johns Ambulance (Wickham & Roebourne)	\$ 12,000	\$ 12,000	\$ 4,270	\$ 7,730
Karratha Amateur Swimming Club	\$ 18,906	\$ 18,906	\$ 4,727	\$ 14,180
Big Hart Incorporated	\$ 30,000	\$ 30,000	\$ 8,250	\$ 21,750
Millars Well Primary School P&C	\$ 18,000	\$ 18,000	\$ 4,500	\$ 13,500
Wa Police & Citizens Youth Club (Roebourne)	\$ 30,000	\$ 30,000	\$ -	\$ 30,000
West Pilbara Junior Football Association	\$ 5,600	\$ 5,600	\$ -	\$ 5,600
Karratha Scouts Group	\$ 26,000	\$ 26,000	\$ -	\$ 26,000
Vinnies Karratha	\$ 6,000	\$ 6,000	\$ -	\$ 6,000
	\$ 1,081,925	\$ 3,267,357	\$ 285,815	\$ 2,981,542

CONCLUSION

In accordance with Council Policy CS19 – Annual Community Association Grant Schemes, unspent ex-gratia and Community Association Development Scheme (ACAD) funding will be transferred to the Community Development Reserve. The funds will be held in Reserve for a period of not more than 2 years following the year of allocation. At this time unspent funding is incorporated into the City of Karratha Annual Community Grant for the purposes of being distributed in accordance with Council Policy CS6 – Community Grants & Contributions Scheme.

13.3 MONTHLY BUILDING STATISTICS

File No:	GR.27
Responsible Executive Officer:	Director Development Services
Reporting Author:	Manager Regulatory Services
Date of Report:	29 January 2016
Disclosure of Interest:	Nil
Attachment(s)	Nil

PURPOSE

To provide Council with the Building Statistics for the period specified.

It was a slow start to the year in terms of applications received, however Building Services has contacted the local building companies to advise that we are recommencing providing a certification service for class 2 to 9 buildings.

Building Statistics 2016													
CATEGORY	JAN	FEB	MAR	APR	MAY	JUN	JUL	AUG	SEP	OCT	NOV	DEC	YTD
Building Permits													
Dwellings	0												0
Alterations and Additions	0												0
Swimming Pools and Spas	2												2
Outbuildings (inc signs and shade)	10												10
Group Development	0												0
Number sole occpcy units/grp development	0												0
Commercial	2												2
Monthly total	14	0	0	0	0	0	0	0	0	0	0	0	14
Building Approval Certificates & Demolition Certificates													
Demolition Permits	0												0
BAC's	0												0
BAC Strata	0												0
Monthly Total	0	0	0	0	0	0	0	0	0	0	0	0	0
Occupancy Permits													
Occupancy Permits	0												0
OP Strata	1												1
OP Unauthorised	0												0
Monthly total	1	0	0	0	0	0	0	0	0	0	0	0	1
Total \$'000 Construction Value	2,702												2,702
Building Statistics 2015													
CATEGORY	JAN	FEB	MAR	APR	MAY	JUN	JUL	AUG	SEP	OCT	NOV	DEC	YTD
Building Permits													
Dwellings	0	0	4	0	0	5	5	0	0	0	0	0	14
Alterations and Additions	1	1	1	0	13	3	2	2	0	2	2	3	30
Swimming Pools and Spas	3	5	8	1	7	0	0	2	1	5	1	1	34
Outbuildings (inc signs and shade)	19	17	26	24	8	23	15	14	17	19	32	22	236
Group Development	0	0	0	0	0	0	0	0	0	0	0	0	0
Number sole occpcy units/grp development	0	0	0	0	0	0	0	0	0	0	0	0	0
Commercial	4	7	8	1	2	1	2	1	0	0	0	0	26
Monthly total	27	30	47	26	30	32	24	19	18	26	35	26	340
Building Approval Certificates & Demolition Certificates													
Demolition Permits	0	6	4	2	1	5	7	1	0	0	4	0	30
BAC's	0	1	3	2	0	0	0	0	1	1	0	0	8
BAC Strata	0	0	0	0	0	0	0	0	0	0	0	0	0
Monthly Total	0	7	7	4	1	5	7	1	1	1	4	0	38
Occupancy Permits													
Occupancy Permits	5	8	3	9	3	1	3	3	0	1	1	1	38
OP Strata	0	0	0	0	0	0	1	0	0	0	0	0	1
OP Unauthorised	0	0	0	0	0	0	0	4	2	0	0	0	0
Monthly total	5	8	3	9	3	1	4	7	2	1	1	1	45
Total \$'000 Construction Value	40,909	32,572	7,151	589	1,668	6,282	6,117	5,913	286	444	4,460	314	106,705

Building Statistics 2016

Applications Processed for Other Councils													YTD
Shire Of Ashbutron	3												3
Shire of Wyndham (East Kimberley)	1												0
Port Hedland	0												
Monthly Totals	4	0	0	0	0	0	0	0	0	0	0	0	4

Building Statistics 2015

Applications Processed for Other Councils													YTD
Shire Of Ashbutron	12	13	8	11	9	21	16	25	16	18	5	3	157
Shire of Wyndham (East Kimberley)	N/A	N/A	5	5	1	1	1	2	0	1	0	0	16
Port Hedland								1	2	0	0	0	
Monthly Totals	12	13	13	16	10	22	17	27	16	19	5	3	173

13.4 PLANNING DECISIONS ISSUED 01 JANUARY TO 31ST JANUARY 2016

File No: TA/1/1
Responsible Officer: Director Development Services
Author Name: Planning Administration Officer
Disclosure of Interest: Nil

PURPOSE

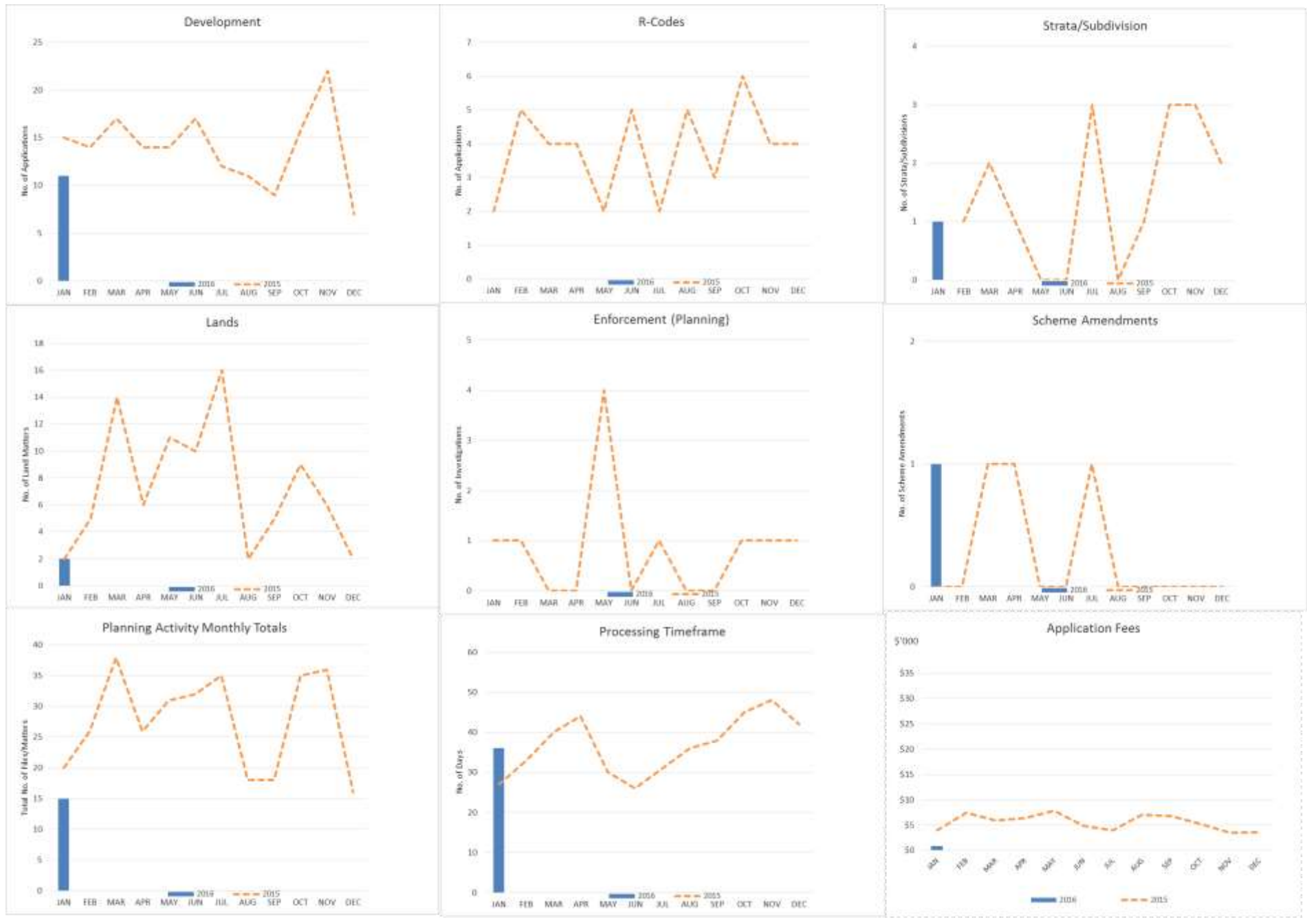
To advise Council of the following planning decisions issued for the above period.

STATUS OF CURRENT PLANNING DECISIONS ISSUED

APP	DECISION	OWNER	APPLICANT	ADDRESS	APP TYPE	DEVELOPMENT
DA15195	APPROVED DELEGATE	M J & D L BROWN	IAN DRUMON-HAY	12 BRUCE WAY, POINT SAMSON	DEV	SEA CONTAINER
DA15216	APPROVED DELEGATE	KARRATHA CABINETS LTD	KULLI SAMUEL	45 BALYARRA PARKWAY, BAYNTON	DEV	HOME BUSINESS - BEAUTICIAN
DA15232	APPROVED DELEGATE	HAMMERSLEY IRON PTY LTD	PAUL SINGLINE	81 MARNIYARRA LOOP, BAYNTON	DEV	HOME BUSINESS – NON VENEMOUS HERPETOFAUNA
DA15237	APPROVED DELEGATE	JOAN HICKS	JOAN HICKS	8 KADUMA WAY, ROEBOURNE	DEV	SEA CONTAINER
DA16002	APPROVED DELEGATE	LAMPTON PTY LTD	IMPACT STRENGTH AND MARIAL ARTS	UNIT 3, 991 CROYDON ROAD, KIE	DEV	WAREHOUSE

PLANNING SERVICES ACTIVITY REPORT

2016	JAN	FEB	MAR	APR	MAY	JUN	JUL	AUG	SEP	OCT	NOV	DEC	YTD
CATEGORIES													
Development	11												11
R-Codes	0												0
Strata/Subdivision	1												1
Lands	2												2
Enforcement	0												0
Scheme Amendments	1												1
Monthly total	15	0	0	0	0	0	0	0	0	0	0	0	15
Processing Timeframe - Days Development Applications	36												36
2015	JAN	FEB	MAR	APR	MAY	JUN	JUL	AUG	SEP	OCT	NOV	DEC	YTD
CATEGORIES													
Development	15	14	17	14	14	17	12	11	9	16	22	7	168
R-Codes	2	5	4	4	2	5	2	5	3	6	4	4	46
Strata/Subdivision		1	2	1	0	0	3	0	1	3	3	2	16
Lands	2	5	14	6	11	10	16	2	5	9	6	2	88
Enforcement	1	1	0	0	4	0	1	0	0	1	1	1	10
Scheme Amendments	0	0	1	1	0	0	1	0	0	0	0	0	3
Monthly total	20	26	38	26	31	32	35	18	18	35	36	16	331
Processing Timeframe - Days Development Applications	27	33	40	44	30	26	31	36	38	45	48	42	440
APPLICATION FEES	JAN	FEB	MAR	APR	MAY	JUN	JUL	AUG	SEP	OCT	NOV	DEC	YTD
2016	\$885												\$885
2015	\$3,942	\$7,455	\$5,937	\$6,397	\$7,814	\$4,827	\$3,943	\$7,048	\$6,811	\$5,230	\$3,458	\$3,628	\$66,490



13.5 MONTHLY ENVIRONMENTAL HEALTH STATISTICS

File No:	LE.288
Responsible Executive Officer:	Director Development Services
Reporting Author:	Manager Regulatory Services
Date of Report:	February 2016
Disclosure of Interest:	Nil
Attachment(s)	Nil

PURPOSE

To provide Annual Environmental Health Statistics for the Council's information.

Environmental Health Officers have made a steady start on premises inspections since the Christmas break. One Improvement Notice and Infringement was served on a food premises which was found to be in an unclean/unhygienic state. This premises had been subject to an Improvement Notice previously.

Environmental Health Statistics														Environmental Health Statistics													
2016														2015													
CATEGORY	JAN	FEB	MAR	APR	MAY	JUN	JUL	AUG	SEP	OCT	NOV	DEC	YTD	2015 - YTD	JAN	FEB	MAR	APR	MAY	JUN	JUL	AUG	SEP	OCT	NOV	DEC	
Inspections/reinspections/audits														Inspections/reinspections/audits													
Food premises inspection/reinspection	16													16	182	20	17	18	13	16	14	7	6	14	16	41	
Lodging house inspection	0													0	40	0	0	1	6	2	11	6	1	8	5	0	
Camping/caravan park inspection	0													0	10	0	0	0	0	0	1	0	0	9	0	0	
Public building inspection	2													2	57	0	2	4	14	8	9	4	1	13	1	1	
Swimming pool inspection	0													0	30	2	0	1	0	0	0	0	3	6	18	0	
Hairdressers inspection	0													0	16	0	2	2	1	3	3	0	2	0	3	0	
Beauty therapy/skin penetration inspection	0													0	17	0	1	2	1	5	1	0	3	0	4	0	
Septic tank inspections	0													0	0	0	0	0	0	0	0	0	0	0	0	0	
Closed premises	4													4	24	3	5	2	4	1	0	2	2	1	1	3	
Monthly total	22	0	0	0	0	0	0	0	0	0	0	0	22	376	25	27	30	39	35	39	19	18	51	48	45	0	
Health nuisances/complaints investigated														Health nuisances/complaints investigated													
Air Pollution	0													0	5	0	1	0	0	0	1	1	1	0	0	1	
Building & Accommodation	0													0	20	2	4	0	2	2	0	5	0	0	3	2	
Effluent & Water Pollution	0													0	6	0	1	0	0	0	2	3	0	0	0	0	
Food Safety	1													1	11	0	1	0	0	0	0	1	1	5	1	2	
Noise Pollution	0													0	19	0	1	1	1	3	0	5	3	2	2	1	
Nuisance	2													2	17	0	10	2	1	0	0	1	1	1	0	1	
Pest Control	0													0	11	0	3	0	0	3	2	0	0	1	0	2	
Refuse & Litter	0													0	4	0	0	1	0	0	0	1	2	0	0	0	
Skin Penetration	0													0	6	0	3	0	0	0	0	1	1	1	0	0	
Stallholders & Traders	0													0	2	0	1	0	0	0	0	0	0	0	0	1	
Other	0													0	0	0	0	0	0	0	0	0	0	0	0	0	
Monthly total	3	0	0	0	0	0	0	0	0	0	0	0	3	101	2	25	4	4	8	5	18	9	10	6	10	0	
Notifiable infectious diseases														Notifiable infectious diseases													
Ross River Virus (RRV)	0													0	24	6	5	1	0	2	3	2	3	0	1	1	
Barmah Forest Virus (BHV)	0													0	2	1	0	0	0	0	0	0	0	0	0	1	
Salmonellosis	5													5	19	3	3	1	3	4	0	2	2	1	0	0	
Campylobacteriosis	1													1	32	5	4	4	3	1	2	2	1	3	3	4	
Cryptosporidiosis	1													1	31	2	4	19	4	2	0	0	0	0	0	0	
Other	0													0	5	1	1	1	0	0	0	1	1	0	0	0	
Monthly total	7	0	0	0	0	0	0	0	0	0	0	0	7	113	18	17	26	10	9	5	7	7	4	4	6	0	
Other health														Other health													
Assess development applications	6													6	44	0	0	0	2	4	9	5	3	8	4	9	
Assess building applications	0													0	3	0	0	0	0	0	0	0	0	0	1	2	
Respond to swimming pool positive detections	1													1	50	6	14	17	3	2	1	3	1	0	1	2	
Healthy dog day	0													0	3	0	1	0	0	1	0	0	1	0	0	0	
Chicken bleeding	2													2	20	2	2	2	2	2	2	2	2	2	1	1	
Monthly total	9	0	0	0	0	0	0	0	0	0	0	0	9	120	8	17	19	7	9	12	10	7	10	7	14	0	

13.6 MONTHLY RANGER STATISTICS

File No: LE.245
Responsible Officer: Director Development Services
Author Name: Manager Regulatory Services
Disclosure of Interest: Nil

PURPOSE

To advise Council of Ranger matters / statistics update since the last Council Meeting as follows:

	Central Zone (B/PC/MW/KIE)	West Zone (N/NW/B/BW/GRIE/D)	East Zone (R/W/PS/C)	Total
Activities on City Properties	3	3	0	6
Abandoned vehicles	10	5	9	24
Animal (dogs/other)	44	48	13	105
Cats	12	22	9	43
Camping	0	1	9	10
Cyclone	0	0	0	0
Fire	1	0	0	1
Litter	43	6	10	59
Parking	37	1	1	39
Off Road Vehicles	7	16	5	28
Total Action requests	157	102	56	315

For this month there was eighty (80) calls forwarded from our after-hours call centre. Sixty-two (62) of those calls required an immediate after hour response.

Some Emergency Management Statistics are also included in this agenda report.

Rangers Statistics 2016													
CATEGORY	JAN	FEB	MAR	APR	MAY	JUN	JUL	AUG	SEP	OCT	NOV	DEC	YTD
Inspections/reinspections/audits													6
Activities on City Properties	6												6
Abandoned vehicles	24												24
Animal (dogs/etc)	105												105
Cats	43												43
Camping	10												10
Cyclone	0												0
Fire	1												1
Litter	59												59
Parking	39												39
Off Road Vehicles	28												28
Monthly total	315	0	0	0	0	0	0	0	0	0	0	0	315
Infringements Issued													
Bushfire	0												0
Activities on City Properties	0												0
Animal Environment & Nuisance	3												3
Animal (dogs/cats/etc)	12												12
Camping	0												0
Litter	2												2
Parking	12												12
Monthly total	29	0	0	0	0	0	0	0	0	0	0	0	29
Infringements													
Infringements Paid	23												23
Value of Infringements Paid	13,116												13116
Infringements withdrawn	1												1
Impounded Dogs													
Central	14												14
East	5												5
West	9												9
Monthly total	28	0	0	0	0	0	0	0	0	0	0	0	28
Released to Owner	9												9
Rehomed to SAFE	9												9
Euthanised by Ranger	2												2
Euthanised by Vet	1												1
Monthly total	21	0	0	0	0	0	0	0	0	0	0	0	21
Impounded Cats													
Central	4												4
East	3												3
West	10												10
Monthly total	17	0	0	0	0	0	0	0	0	0	0	0	17
Released to Owner	0												0
Rehomed to SAFE	6												6
Euthanised by Vet	11												11
Euthanised by Ranger	2												2
Monthly total	19	0	0	0	0	0	0	0	0	0	0	0	19

Ranger Statistics 2015													
2015 TOTAL	JAN	FEB	MAR	APR	MAY	JUN	JUL	AUG	SEP	OCT	NOV	DEC	
Inspections/reinspections/audits													
70	4	0	3	0	1	2	6	8	8	4	21	13	
375	13	46	20	11	35	20	38	47	44	44	30	27	
1277	97	101	147	113	99	123	86	120	100	84	110	97	
307	13	16	35	31	30	22	20	22	28	32	32	26	
318	28	16	44	41	22	30	48	48	13	12	10	6	
271	2	6	3	1	0	1	0	0	79	112	62	5	
208	5	6	3	7	11	8	9	4	50	79	17	9	
580	27	47	135	27	41	18	37	25	43	65	65	50	
1335	79	72	231	95	106	84	142	84	105	121	113	103	
255	30	30	40	11	34	0	16	13	17	29	28	7	
4996	298	340	661	337	379	308	402	371	487	582	488	343	
Infringements Issued													
12	0	0	4	0	0	1	2	0	1	1	1	2	
0	0	0	0	0	0	0	0	0	0	0	0	0	
69	0	1	24	1	8	7	0	0	1	0	2	25	
232	6	13	15	34	38	45	20	11	10	7	20	13	
3	0	0	1	0	0	0	2	0	0	0	0	0	
18	2	3	4	0	0	1	0	0	2	5	1	0	
530	9	14	86	19	77	56	65	33	38	49	36	48	
864	17	31	134	54	123	110	87	46	52	62	60	88	
Infringements													
							18	5	7	3	20	10	
							2390	800	5254	6516	6780	2856	
							5	3	1	3	5	4	
Impounded Dogs													
104	5	9	6	11	8	12	10	9	7	5	16	6	
101	0	14	7	8	21	18	2	3	7	3	13	5	
119	15	8	2	8	16	20	8	6	8	7	11	10	
324	20	31	15	27	45	50	20	18	22	15	40	21	
158	10	14	5	18	17	27	15	10	9	8	19	6	
63	1	6	2	4	15	5	4	0	5	4	8	9	
49	5	8	0	5	0	17	1	3	6	0	0	4	
19	3	1	0	0	9	0	0	0	0	1	3	2	
289	19	29	7	27	41	49	20	13	20	13	30	21	
Impounded Cats													
58	10	2	2	6	12	7	3	4	2	2	6	2	
66	2	0	1	5	1	3	0	2	7	2	29	14	
35	2	0	3	4	2	3	4	5	4	5	2	1	
159	14	2	6	15	15	13	7	11	13	9	37	17	
5	1	0	0	0	0	0	1	0	3	0	0	0	
40	7	2	2	4	0	1	2	5	7	2	4	4	
88	6	0	2	11	12	5	3	4	3	0	30	12	
19	0	0	0	0	0	7	1	2	0	7	1	1	
152	14	2	4	15	12	13	7	11	13	9	35	17	

13.7 ECONOMIC DEVELOPMENT UPDATE

File No:	ED.1
Responsible Executive Officer:	Director Development Services
Reporting Author:	Economic Development Advisor
Date of Report:	1 February 2016
Disclosure of Interest:	Nil
Attachment(s)	Nil

PURPOSE

To inform Council of economic development activities for the month of January 2016.

BACKGROUND

Council's Strategic Theme Two: Our Economy has as its goal a well-managed and diversified economy to maximise the benefits of growth in the region. Additionally the City has an Operational Economic Development Strategy 2014-2016. The City's response is a range of economic development initiatives, projects and partnerships.

REPORT**1. Economic and Demographic information provision**

A key component of the City's Economic Development Strategy is the provision of project briefings, facilitated commentary for VIP/investor tours, economic data provision and collaboration with key stakeholders: For the previous month the Economic Development Advisor has attended:

Date	Business	Service Provision
4/01/15	ABC Karratha Journalist	Enquiry regarding business conditions in Karratha over Christmas. Referred to recent business confidence survey which ABC then reported on.
7/01/16	YACMAC member	Provided advice in relation to an Indigenous tourism opportunity at 40 mile area
12/01/15	Private investor	Enquiry regarding housing market. Provided update on housing sales and rentals
12/01/16	Wayfound	PRC Consultant for Pilbara Signage Strategy. Provided update on City of Karratha signage initiatives.
13/01/16	Transplan Pty Ltd	PRC Consultant of Pilbara Trails Strategy. Provided update on City of Karratha Trails projects.
13/01/16	Business Centre Pilbara CEO	Debrief on the Karratha Business Confidence Survey. Analysis of results and preparation of draft report and media statement.
18/01/16	PDC Karratha Office	Provided feedback in relation to draft ePilbara survey
18/01/16	NBN Co Community Affairs	Design and Construction update in relation to rollout of NBN in Karratha

21/01/16	NorthWest Mobile Bin Cleaning	Meeting with proprietor of new Karratha business – provided advice as to key contacts/ stakeholders and potential market
27/01/16	Pilbara Tourism Product Development Steering Committee	Provided presentation on the CofK Tourism Venture Feasibility Study and prospectus
27/01/16	Landcorp NW Manager	Liaison re guest speaker opportunity at next small business breakfast briefing

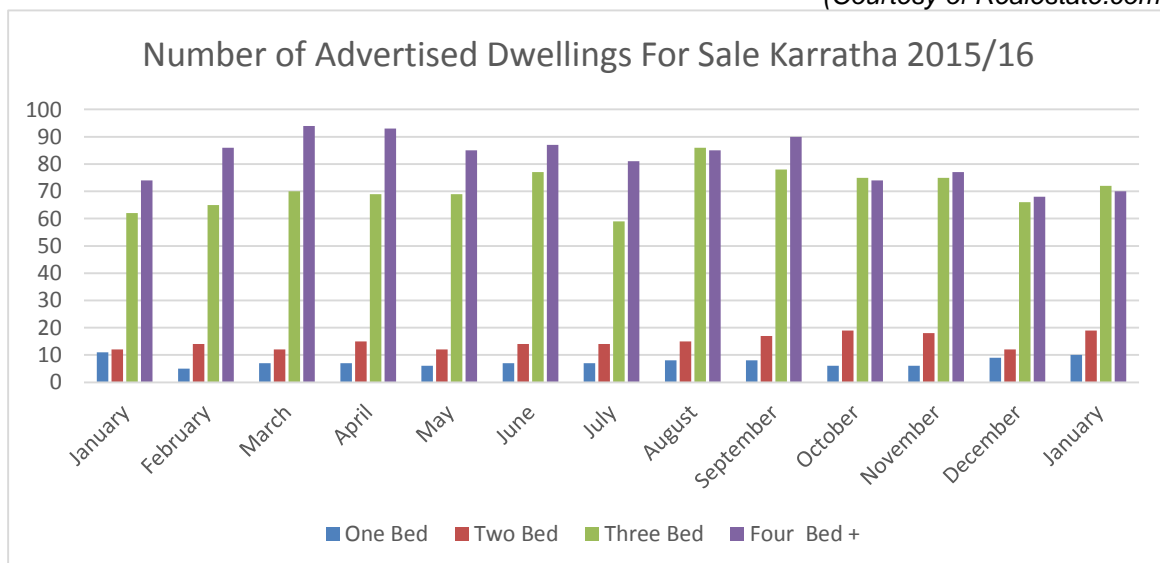
2. Coming Business Events and Workshops

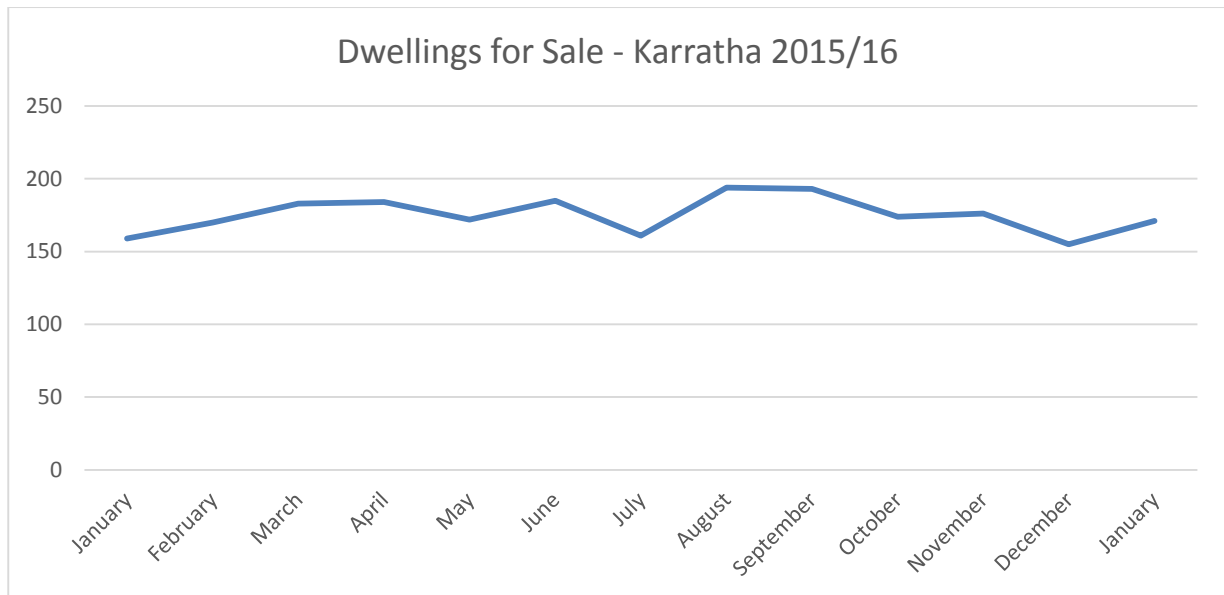
Date	Time	Event	Location	Contact
10/02/16	5:30-7:30 pm	Business After Hours	Kats Football Club	KDCCI 9144 1999
16/02/16	TBA	Business Basics	TBA	Business Centre Pilbara 9144 4668
9/03/16	5:30-7:30 pm	Business After Hours	TBA	KDCCI 9144 1999
12/04/16	TBA	Home Based Business Workshop – Marketing Online	TBA	Business Centre Pilbara 9144 4668
10/05/16	11:00 – 2:00	Pilbara Women’s Network Luncheon	TBA	Business Centre Pilbara 9144 4668
16/06/16	TBA	Home Based Business Workshop – Business Financials	TBA	Business Centre Pilbara 9144 4668
5/08/16	TBA	Pilbara Women’s Network – Cocktail Networking Event	TBA	Business Centre Pilbara 9144 4668

3. Karratha and Districts - Housing and Land Development April Update
3.1 Residential Homes and Apartments Advertised For Sale

	December				January			
Location	No.	Min \$	Max \$	Avg \$	No.	Min \$	Max \$	Avg \$
Karratha								
One Bed	9	\$140,000	\$545,000	\$342,500	10	\$110,000	\$545,000	\$327,000
Two Bed	12	\$120,000	\$500,000	\$310,000	19	\$79,000	\$500,000	\$289,500
Three Bed	66	\$210,000	\$738,000	\$474,000	72	\$180,000	\$738,000	\$459,500
Four Bed +	68	\$299,000	\$840,000	\$569,500	70	\$299,000	\$840,000	\$569,500
Total	155				171			
Dampier								
Two Bed	1	\$385,000	\$385,000	\$385,000	1	\$385,000	\$385,000	\$385,000
Three Bed	6	\$399,000	\$550,000	\$474,500	6	\$399,000	\$550,000	\$474,500
Four Bed +	1	\$690,000	\$690,000	\$690,000	0			
Total	8				7			
Wickham								
Three Bed	3	\$190,000	\$350,000	\$270,500	3	\$190,000	\$350,000	\$270,500
Four Bed	1	\$350,000	\$350,000	\$350,000	1	\$350,000	\$350,000	\$350,000
Total	4				4			
Pt Samson								
Three Bed	1	\$659,000	\$659,000	\$659,000	0			
Four Bed +	1	\$700,000	\$700,000	\$700,000	1	\$700,000	\$700,000	\$700,000
Total	2				1			
Roebourne								
Two bed	1	\$265,000	\$265,000	\$265,000	0			
Three Bed	2	\$270,000	\$270,000	\$270,000	2	\$270,000	\$270,000	\$270,000
Total	3				2			
City Total	168				185			

(Courtesy of Realestate.com.au)

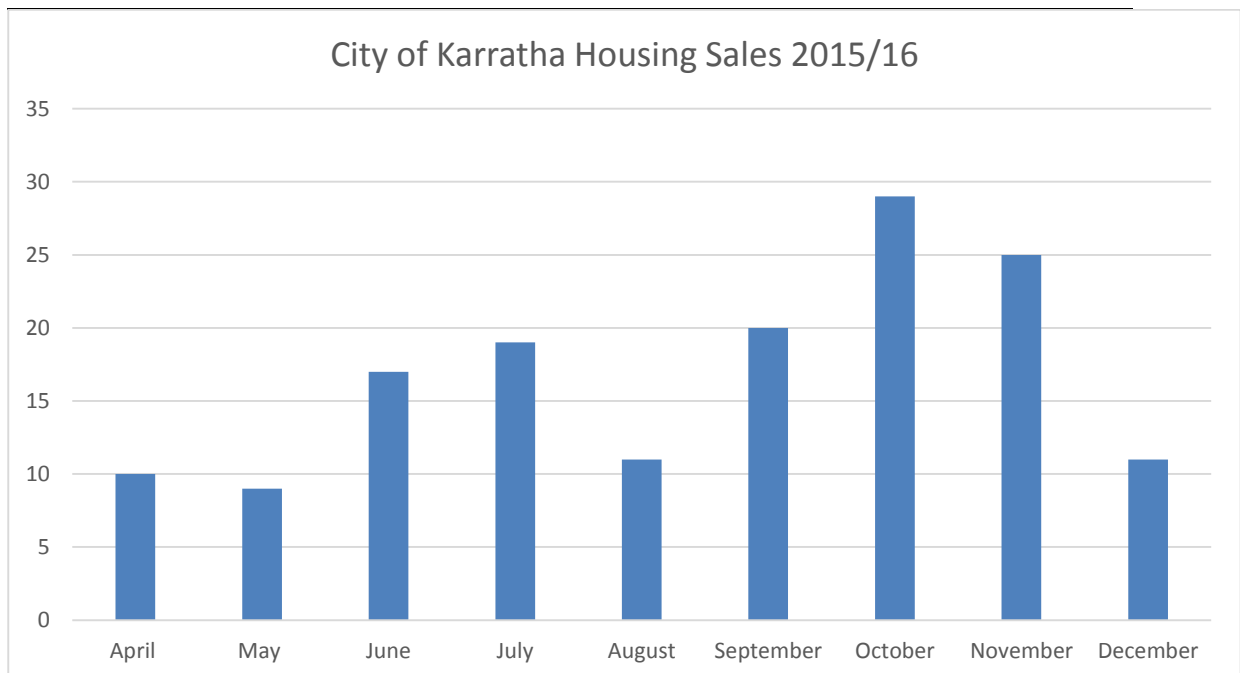




(Source: www.realestate.com.au)

3.1.2 House Sales 2015/16 FY (As at Feb 1, 2016)

	Baynton	Nickol	Millars Well	Pegs Creek	Bulgarra	Dampier	Total
July	5	1	5	1	5	2	19
August	2	1	3	0	3	2	11
September	5	2	2	3	6	2	20
October	8	4	4	3	8	2	29
November	5	6	0	10	4	1	26
December	2	2	2	1	1	2	11
January	1	1	3	2	1	0	8



N.B. Still early days for sales figures to come through for January 2016

Karratha/Dampier Median Prices

Month	Baynton	Nickol	Millars Well	Pegs Creek	Bulgarra	Dampier
August	\$579,000	\$417,500	\$390,000	\$430,000	\$407,000	\$610,000
September	\$575,000	\$425,000	\$390,000	\$410,000	\$410,000	\$610,000
October	\$575,000	\$425,000	\$390,000	\$410,000	\$410,000	\$620,000
November	\$565,000	\$448,500	\$377,500	\$380,000	\$383,750	\$550,000
December	\$565,000	\$450,000	\$380,000	\$380,000	\$381,250	\$550,000
January	\$565,000	\$450,000	\$380,000	\$380,000	\$383,750	\$550,000

**January 2016 Average Median for Karratha/Dampier \$451,500
Annual Growth**

Average	Baynton	Nickol	Millars Well	Pegs Creek	Bulgarra	Dampier
-25%	-23.1%	-9.8%	-23.2%	-31.5%	-30.2%	-32%

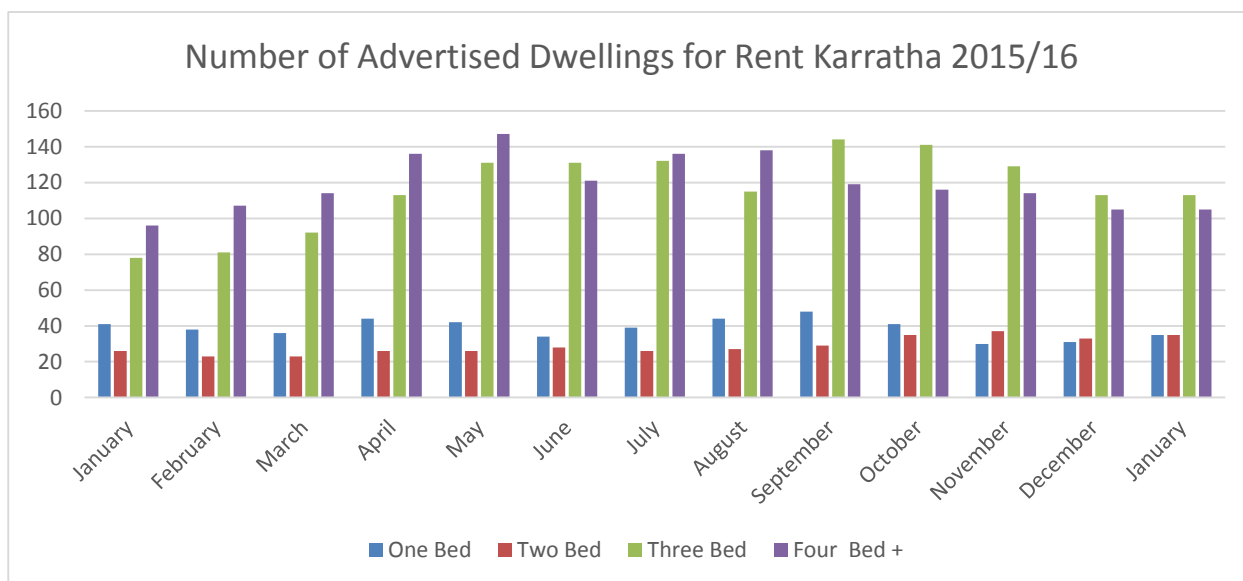
(Source: REIWA)

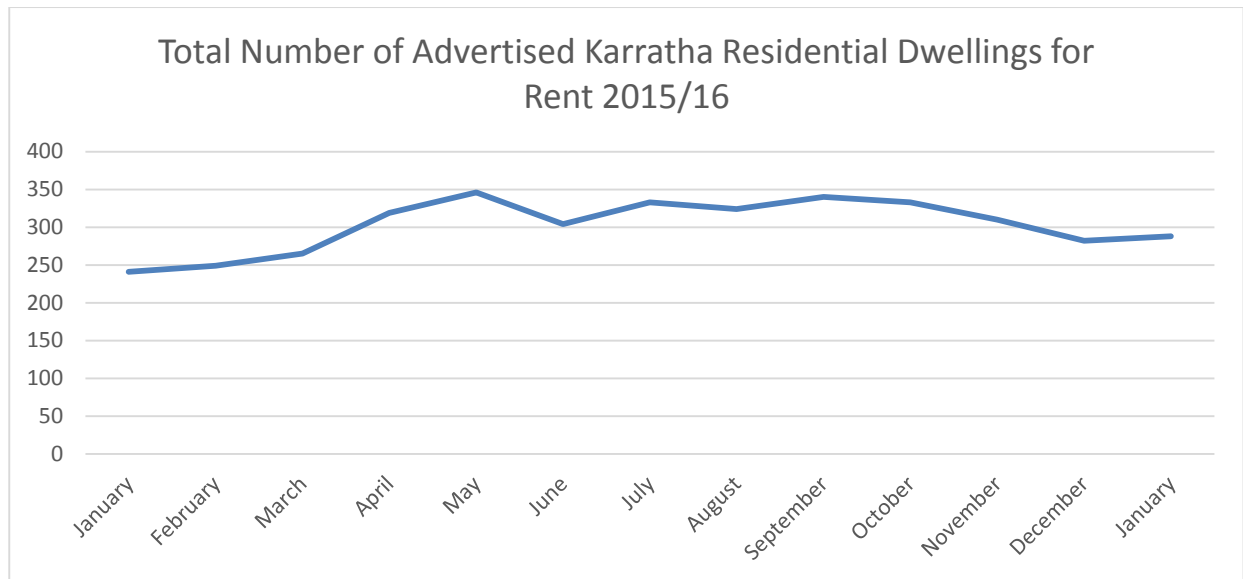
3.1.3 Dwellings for Sale Commentary

Only moderate sales during the December/January period with little change to median prices or annual growth figures. A number of properties on offer which be reflected in next month's figures.

3.2 Residential For Rent (Karratha) – Asking Rents

Karratha	December 2015				January 2016			
One Bed	31	\$170	\$1000	\$585	35	\$165	\$1000	\$583
Two Bed	33	\$250	\$1200	\$725	35	\$250	\$1100	\$675
Three Bed	113	\$250	\$950	\$600	113	\$250	\$775	\$513
Four Bed +	105	\$350	\$1250	\$800	105	\$375	\$1300	\$838
Average Rental	\$678				\$653			
Karratha Total	282				288			





3.2.1 Dwelling Weekly Asking Rent Index for 6714 Postcode January 28 2016

Housing type	Weekly Rents November	Weekly Rents December	Weekly Rents January	3 year % change
All houses	\$508	\$496	\$494	-62.1%
3 br houses	\$442	\$409	\$401	-63.7%
All units	\$410	\$390	\$366	-60.3%
2 br units	\$500	\$544	\$578	-28.3%
Vacancy Rate Nov 2015				6.3%
Vacancy Rate Dec 2015				6.5%

(Courtesy of SQM research.com.au)

3.2.2 Rental Property Commentary

Slight improvement in availability of rentals since December 2015 with asking rental prices continuing to soften.

4. Economic, Demographic and Business News

4.1 Chevron Start-up delays for Gorgon and Wheatstone projects

The Gorgon project on Barrow Island missed its planned 2015 start-up however Chevron expects first production of LNG within weeks with shipments to begin by the end of the March quarter 2016 whilst the Wheatstone Project is estimated to be delayed by six months.

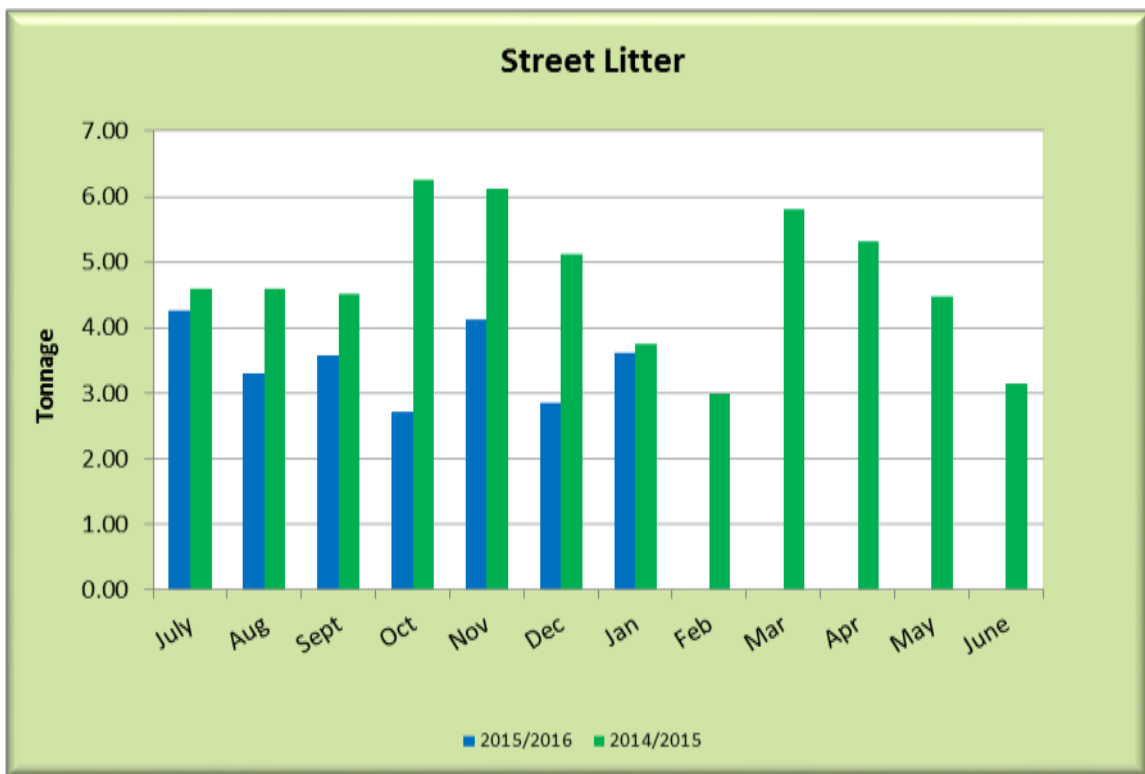
(Courtesy of the West Australian and Financial Review)

13.8 WASTE SERVICES DATA

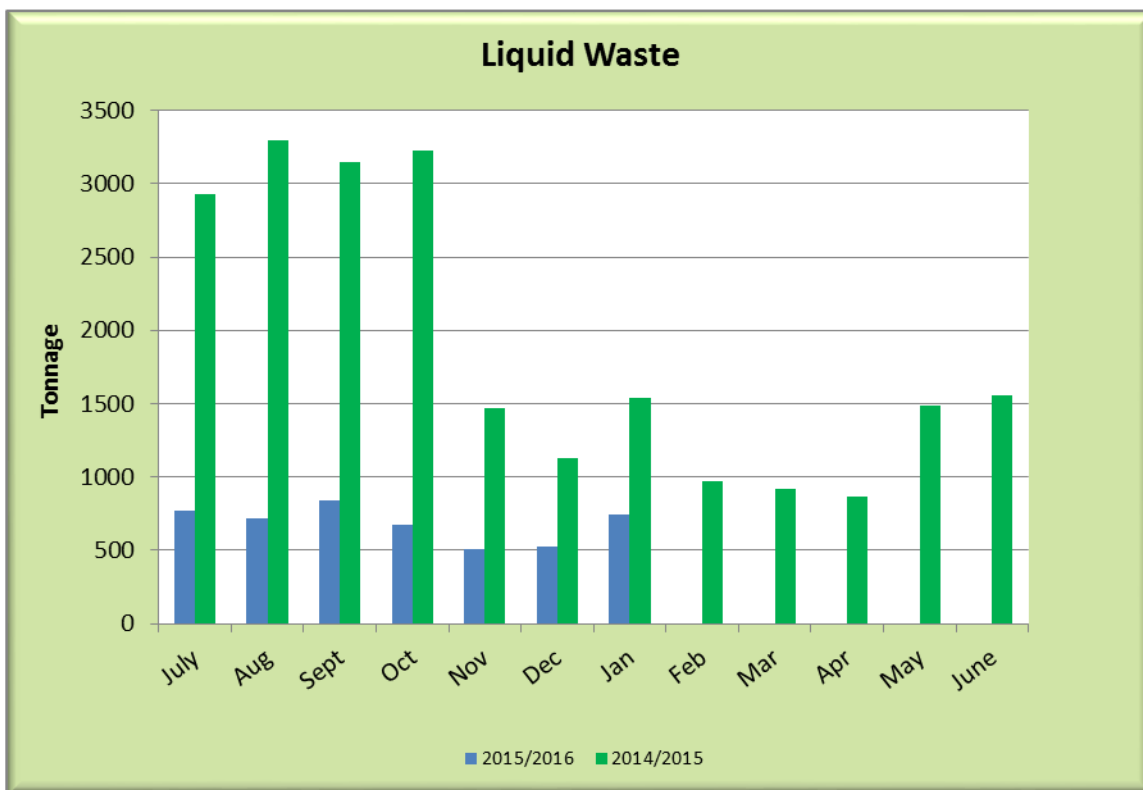
File No: WM.2
Responsible Executive Officer: Director Strategic Projects & Infrastructure
Reporting Author: Waste Services Office Supervisor
Date of Report: 28 January 2016
Disclosure of Interest: Nil
Attachment(s) Nil

PURPOSE

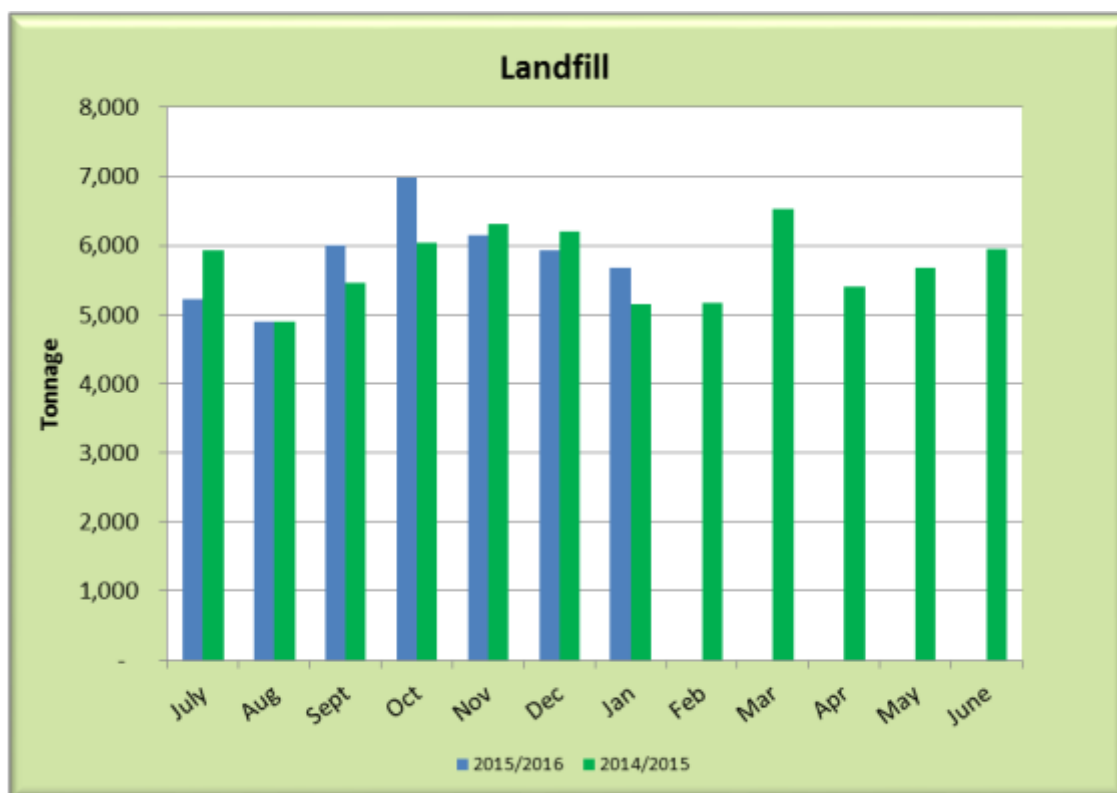
To provide an illustration of Waste Services data collected for the 2015/16 year with comparisons against previous year.



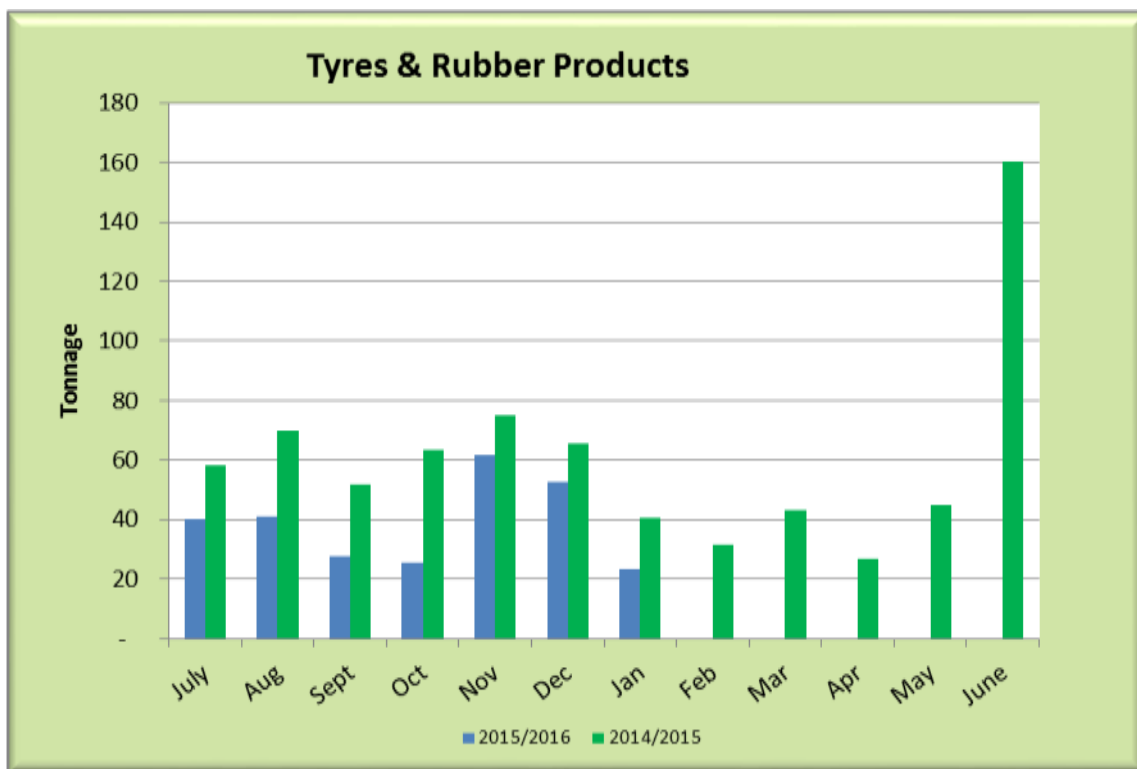
Street Litter collected and delivered to the 7 Mile Waste Facility. Additional Litter Pickers were deployed in November following an increase in 2015/16 litter collection budget.



Liquid Waste delivered to the 7 Mile Waste Facility. Significant drop from 2014/15 due to competitor commencing operation of liquid waste ponds and the reduction in camp utilisation.



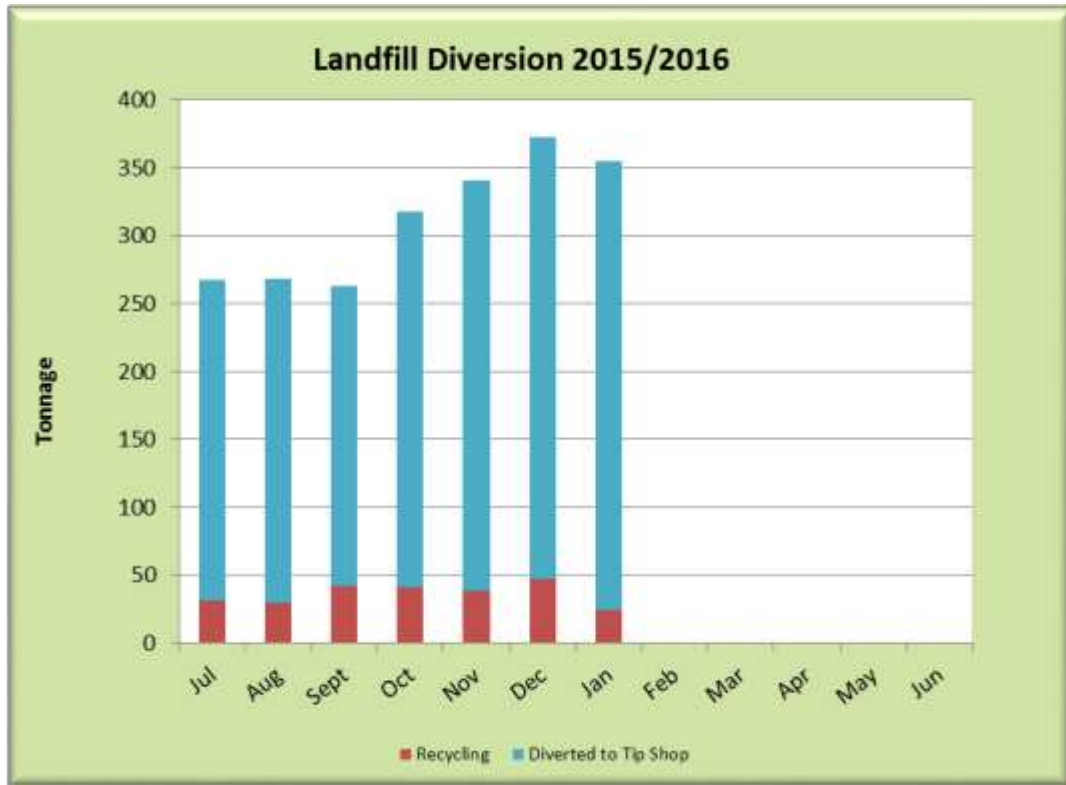
Total waste, excluding liquid and clean fill, delivered to the 7 Mile Waste Facility. September and October upward movement due to demobilisation of Kangaroo Hill and increased volumes of waste received from Wheatstone and Barrow Island (Chevron).



Tyres and Rubber products delivered to the 7 Mile Waste Facility. The spike in rubber products in June 2015 was due to the large quantity of rubber floating hoses received.



7 Mile Waste Facility Tip Shop Income. The general downward trend is mainly due to the lack of quality items now available for sale. December's income dropped further as a result of reduced trading hours. January increase due to additional weekend of trading for the month.



Waste/goods diverted to recycling and the 7 Mile Tip Shop from the Transfer Station.

13.9 COMMUNITY SERVICES UPDATE

File No: January 2016
Responsible Executive Officer: Director Community Services
Reporting Author: Director Community Services
Date of Report: 1 February 2016
Disclosure of Interest: Nil
Attachment(s) Nil

PURPOSE

To provide Council an update on activity for Community Services.

1. LEISURE SERVICES

a) Moonrise Cinema

Moonrise Cinema had one screening in 2016 – Hotel Transylvania 16 January 204 attendees.

The screenings for the 16 Jan was cancelled due to a damaged screen and 23 Jan due to TC Stan. These films have been rescheduled for February.

Comparative January 2015 figures:

Sat	10-Jan	Alexander and the Day	105
Sat	17-Jan	Horrible Bosses 2	117
Wed	21-Jan	Night at the Museum 3	225
Sat	24-Jan	Big Hero 6	284
Wed	28-Jan	Penguins of Madagascar	287
Sat	31-Jan	The Hobbit	211

b) Australia Day

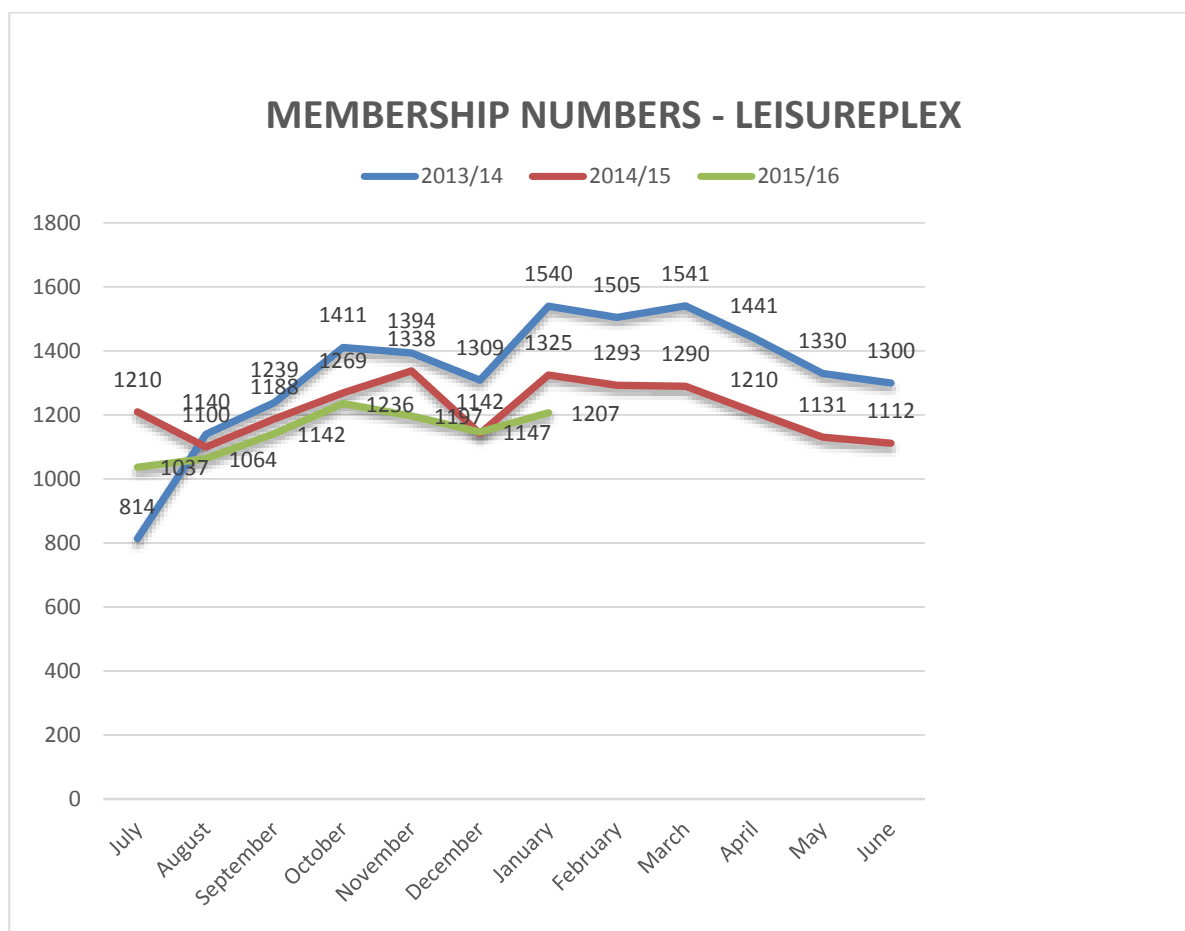
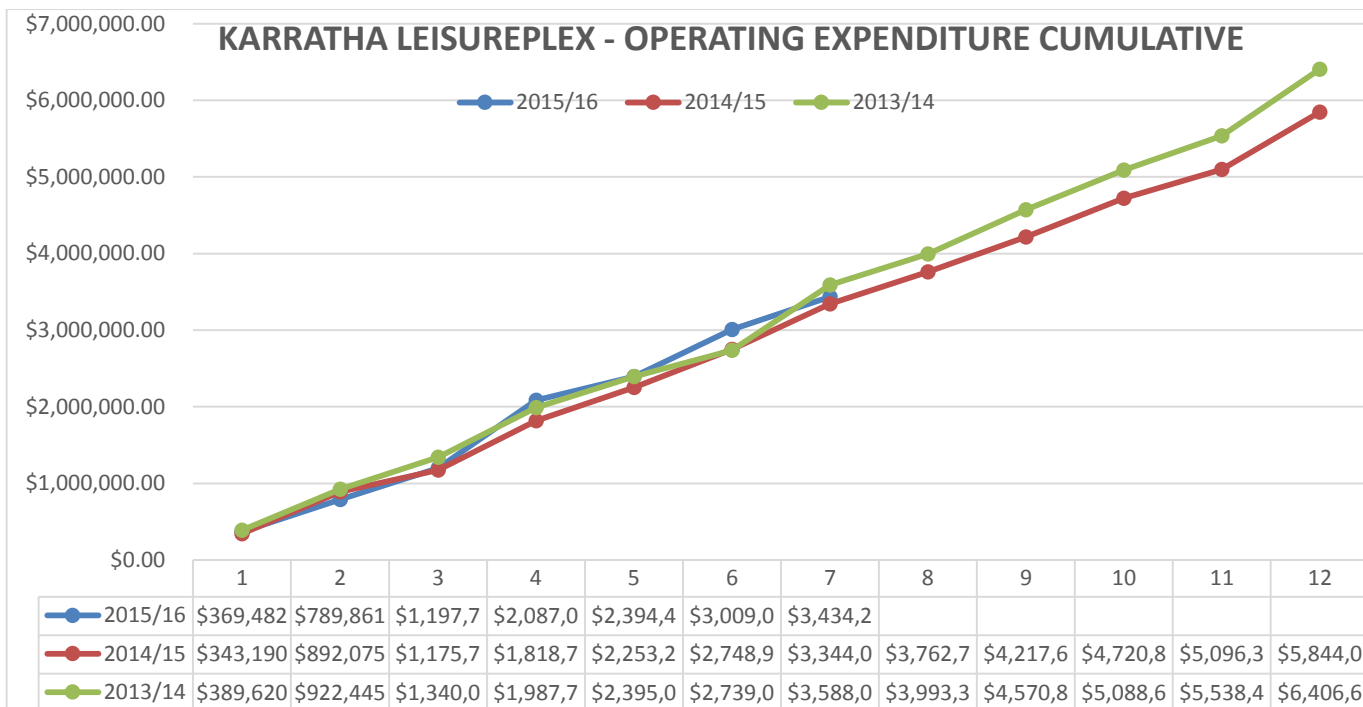
- 52 Citizen Award nominations received – up from 36 in 2015
- 136 attendees to the Citizen Award breakfast
- 1118 attendees to the Poolside Community Celebration
- 62 new Citizens, with 120 attendees to the Ceremony
- Budget \$67,000 – Expended \$65,324

1.2 Karratha Leisureplex

a) Leisureplex Membership YTD Activity update

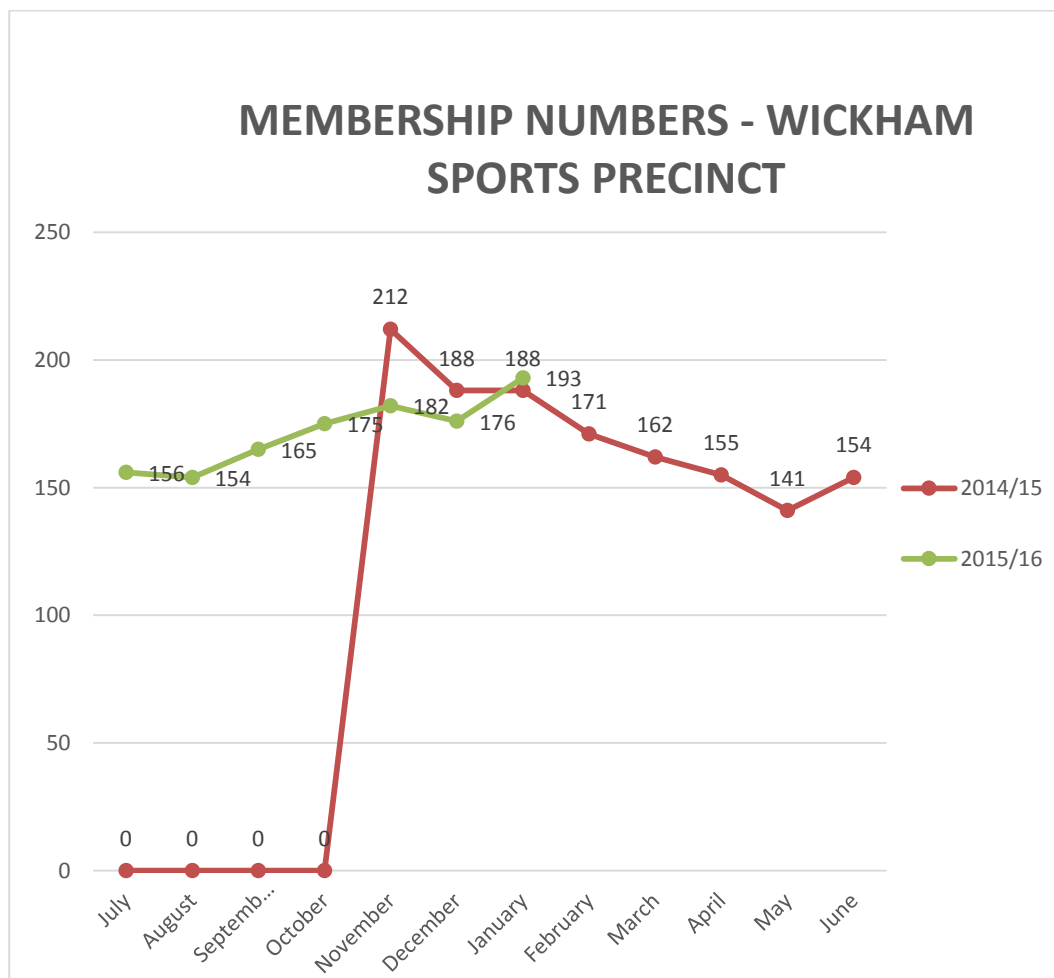
	Feb 2015	Mar 2015	April 2015	May 2015	June 2015	July 2015	Aug 2015	Sept 2015	Oct 2015	Nov 2015	Dec 2015	Jan 2016	Jan 2015
CURRENT MEMBERS	1,256	1,224	1,135	1,057	1,029	974	1,000	1,060	1,177	1,137	1,082	1,135	1,490
SUSPENDED MEMBERS	37	66	75	74	83	63	64	82	59	60	65	72	50
TOTAL MEMBERS	1,293	1,290	1,210	1,131	1,112	1,037	1,064	1,188	1,236	1,197	1,147	1,207	1,540
TREND	-2%	0%	-6%	-7%	-2%								16%
MEMBER VISITS													
FULL MEMBER	3,566	3,480	2,588	2,204	2,016	1,559	1,909	2,227	3,113	3,364	2,130	1,943	3,737
GYM MEMBER	1,533	1,668	1,651	1,429	1,429	1,429	1,522	1,643	1,578	1,533	981	1,113	1,515
POOL MEMBER	2,029	1,382	667	420	346	254	510	890	1,743	1,757	1,227	1,614	2,100
GROUP FITNESS MEMBER	611	540	337	464	394	315	345	367	433	660	278	289	267
24 HOUR MEMBER	3,027	2,827	2,782	2,668	2,393	2,523	2,233	2,580	2,598	2,843	1,993	2,279	3,140
TOTAL MEMBER VISITS	10,766	9,897	8,025	7,185	6,475	6,079	6,519	7,707	9,465	10,427	6,609	7,238	10,019
TREND	7%	-8%	-19%	-10%	-10%		7%	18%	23%	10%	-37%	10%	26%
MEMBER VISIT RATIO / MONTH	8.6	8.1	7.1	6.8	6.3	6.2	6.5	7.3	8.0	9.2	6.1	6.4	7.9

	TOTAL15/16 Fin Year		Feb 2015	March 2015	April 2015	May 2015	June 2015	July 2015	Aug 2015	Sept 2015	Oct 2015	Nov 2015	Dec 2015	Jan 2016	Jan 2015
AQUATIC	73,863	53%	16,577	15,677	6,711	3,597	3,218	2,808	4,731	9,699	14,008	18,363	12,077	12,207	16,301
GYM	37,219	27%	6,709	6,636	6,054	5,511	5,031	5,087	5,100	5,642	5,850	6,574	4,328	4,639	6,497
PERSONAL TRAINING	1,115	1%	334	292	327	264	278	78	65	212	153	246	177	184	234
GROUP FITNESS	15,236	11%	3,647	3,335	1,876	2,884	2,977	1,640	2,402	2,566	2,650	2,865	1,655	1,458	1,921
CRECHE	7,731	6%	1,559	1,425	1,086	1,170	366	801	1,072	1,209	1,462	1,595	752	840	1,108
MINI GOLF	3,162	2%	262	381	598	278	290	718	298	320	502	321	411	592	482
HOLIDAY PROGRAM	1,959	1%	53	437	324	7	213	375	23	537	550	5	26	443	497
TOTAL RECORDABLE VISITS	140,284	99%	29,141	28,183	16,976	13,711	12,703	11,507	13,691	20,154	25,175	29,969	19,426	20,362	27,040
OTHER VISITS	201,085		28,832	34,743	18,964	30,596	36,005	16,056	26,625	28,034	31,393	35,206	17,065	9,164	10,287
TOTAL VISITS	304,878		57,973	62,926	35,940	44,307	48,030	27,563	40,316	48,188	56,568	65,175	36,491	29,526	37,327
TREND			55%	9%	-43%	23%	8%	-42%	46%	20%	17%	15%	-44%	-21%	-12%
Group Fitness av / class			18.61	16.27	12.94	14.14	13.74	10.06	13.27	13.65	13.66	13.33	12.54	12.46	16.58
Swim school participants			798	798	431	431	431	255	255	255	850	850	850	686	798



WICKHAM SPORTING PRECINCT

	Feb 2015	Mar 2015	April 2015	May 2015	June 2015	July 2015	Aug 2015	Sept 2015	Oct 2015	Nov 2015	Dec 2015	Jan 2016	Jan 2015
TOTAL MEMBERS	171	162	155	141	154	156	154	165	175	182	176	193	188
POOL ATTENDANCE	1,781	1,424	695	260	182	112	271	974	2,287	1,622	1,036	1,574	1,743
GROUP FITNESS AVERAGE/ CLASS	8.2	7.7	4.2	4.9	6.4	7	7.4	8.8	10.1	9.6	8.7	9.9	7.4
GROUP FITNESS CLASSES	46	45	41	57	51	41	36	37	46	55	37	43	48
GROUP FITNESS TOTAL PARTICIPANTS	375	345	172	282	328	287	265	327	465	529	322	424	356
GYM ATTENDANCE	463	437	529	526	432	528	558	667	770	763	701	719	485



ROEBOURNE AQUATIC CENTRE

	Feb 2015	Mar 2015	April 2015	May – Aug 2015	Sept 2015	Oct 2015	Nov 2015	Dec 2015	Jan 2016	Jan 2015
POOL ATTENDANCE	1,537	1,510	549	CLOSED	9	1,738	1,657	1,603	1,428	1,658

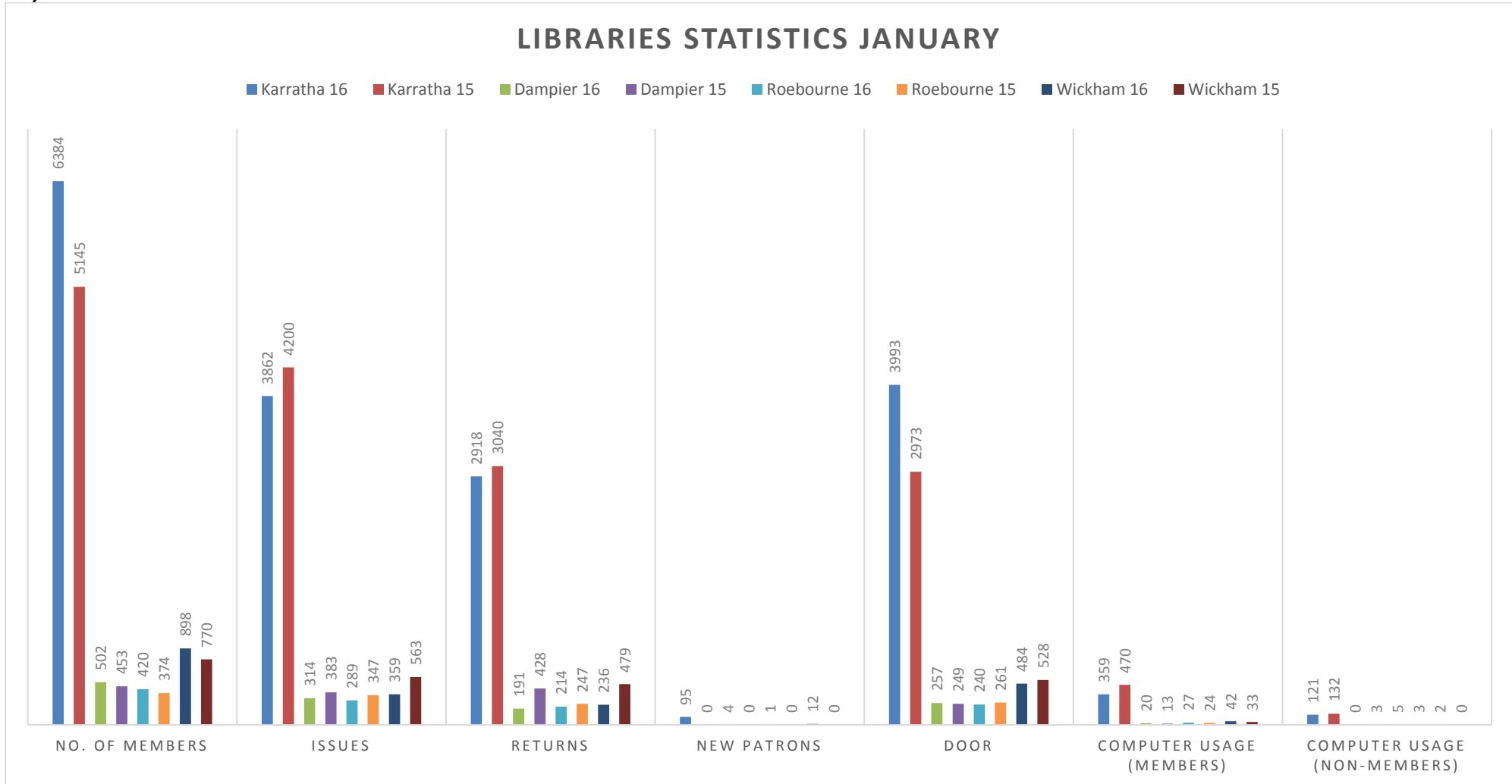
COSSACK ACCOMMODATION

	March 2015	April 2015	May 2015	June 2015	July 2015	Aug 2015	Sept 2015	Oct 2015	Nov 2015	Dec 2015 – March 2016
Accommodation bed nights	21	22	33	40	21	22	33	23	22	CLOSED

2. COMMUNITY AND ENGAGEMENT

2.1 LIBRARIES

a) Statistics



Week	Rhyme Time*	Story Time*	School Holiday Program
4 – 10 Jan	0	3	
11 – 17 Jan	0	6	
18 – 24 Jan	46	46	153
25 – 31 Jan	0	38	152
Total	46	93	305

Rhyme time not conducted at Roebourne Library. Story time conducted weekly in all libraries.

b) Local History

Month	Internal (CoK)	External (directed to LH staff)	Tourist enquiries across libraries only (not LH staff)
October 2015	14 (4 hours)	50 (9 hours)	55
November 2015	82(150.5 hrs)	100 (35.5 hours)	5
December 2015	61 (100 hours)	58 (28.5 hrs)	6
January 2016	58 (129 hours)	117 (14.5)	6

Other information:

- Continued research for Roebourne 150th project (draft coffee book). Project hours includes searching for photos and providing research information amounted to 120 hrs.

3.1 COMMUNITY DEVELOPMENT

a) Indigenous Engagement Strategy

The IES been released on the City of Karratha website <http://karratha.wa.gov.au/plans-strategic-business-community> December 2015. The feedback period ends 18 February 2016. Some Facebook advertising has occurred. To date only **3 responses have been received.**

b) Roebourne 150 - 150 Year Roebourne Celebration

Week commencing 11 January flyers were produced and distributed to every address in Roebourne, Cheeditha, 5 Mila and RIA, every City Library and the karratha Leisureplex received a feedback box with flyers. 1,000 flyers were distributed with **2 completed feedback sheets received.**

Throughout February community consultation sessions will occur every Sunday at Andover Park.

- c) **Roebourne 150 Coffee Style Book** – RFQ awarded with Local history and Community Development officer managing the documentation for the publisher. Anna Vitenberg has agreed to write the introduction.
- d) **Roebourne Advisory Group**
Currently working through the incorporation process.
- e) **Annual Community Grant Scheme**
Advertising will commence in early February.

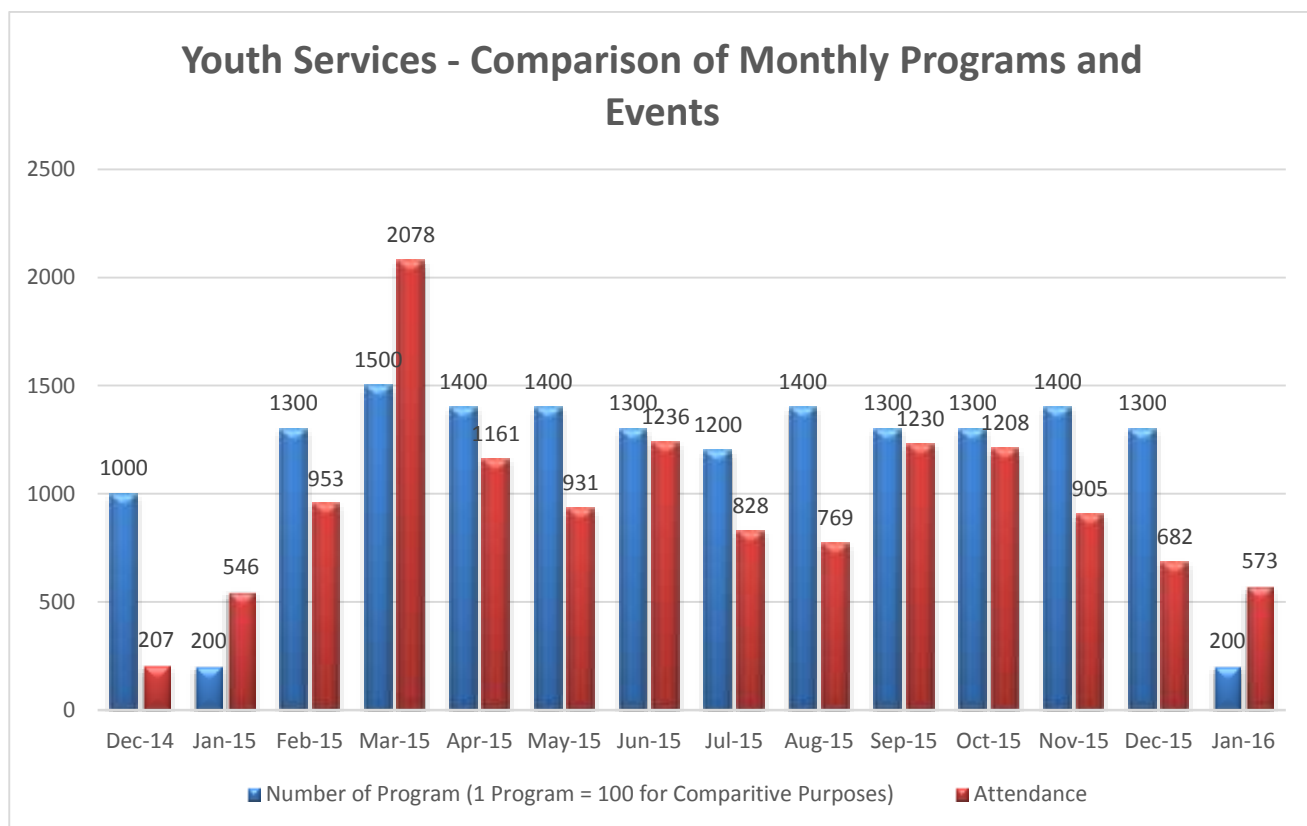
3.2 YOUTH SERVICES

a) Youth Shed – Youth Events (Programs change monthly)

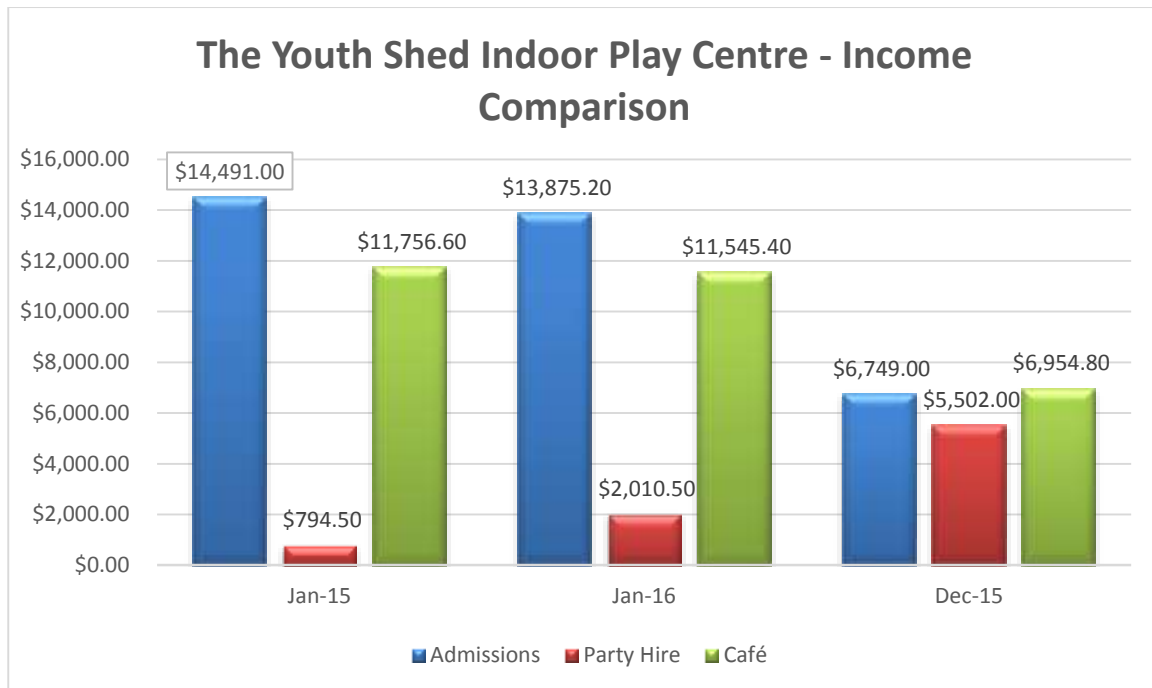
Only the School Holiday Program ran during January

Program	Sept 2015	Oct 2015	Nov 2015	Dec 2015	Jan 2016
School Holiday Program The Youth Shed		390			290
School Holiday Program The Base, Wickham		275			283
Glow Rave - The Youth Shed	45				
Spring Classic - Skate and Scooter Workshops - City Wide			137		
Laser Tag	22		34		
Luau				2	

b) Comparison of Monthly Programs & Events



c) Youth Shed Indoor Play Centre



13.10 CLEANSWEEP TASKFORCE REPORT JULY TO DECEMBER 2015

File No:	CS.14
Responsible Executive Officer:	Director Development Services
Reporting Author:	Community Safety Coordinator
Date of Report:	24 December 2015
Disclosure of Interest:	Nil
Attachment(s)	Cleansweep Report July to December 2015

PURPOSE

To provide an overview on outcomes of programs and initiatives undertaken by the Cleansweep Taskforce from July to December 2015.

BACKGROUND

The Cleansweep Taskforce reports to Council to provide information on progress of the program. This report provides an overview of all projects, initiatives and strategies undertaken from July to December 2015 and the outcomes or performance of each project.

All activities in this report are determined by the Cleansweep Taskforce Strategic Plan 2012-2015 and the Cleansweep Taskforce Terms of Reference.

It is acknowledged that the Cleansweep Taskforce has developed a new Strategic Plan and reviewed the Terms of Reference, which were adopted by Council in the December 2015 meeting. In addition, the Cleansweep Taskforce has been renamed the Safer Communities Partnership. Any future reports will relate to the new Safer Communities Partnership Strategic Plan 2015-2018.

CONCLUSION

The Cleansweep Taskforce Report July to December 2015 was submitted to all Steering Group members on 24 December 2015.

13.11 ROLL OUT OF NATIONAL BROADBAND NETWORK WITHIN THE CITY OF KARRATHA

File No:	EN.12
Responsible Executive Officer:	Director Development Services
Reporting Author:	Economic Development Advisor
Date of Report:	1 February 2016
Disclosure of Interest:	Nil
Attachment(s)	Sky Muster Satellite Service Fact Sheet

PURPOSE

To inform Council of the expected implementation of the National Broadband Network (NBN) within the City of Karratha plus the introduction of the new NBN Sky Muster satellite service.

BACKGROUND

In January 2016, the City of Karratha received a briefing from NBN Community Affairs Manager, Rachel McIntyre and Stakeholder Engagement Manager Sam Marshall in relation to the rollout of the NBN in Karratha.

Engagement

NBN have flagged their engagement initiatives will include:

- Regular briefings and presentation to elected members;
- Attending & coordinating local community events;
- Communication of key milestones ;
- Providing regular updates to Council; and
- Advise Council on how they can partner with Community Affairs to ensure a lasting positive legacy is achieved for their communities.

Implementation

The implementation will consist of two main phases, the planning & design phase and the implementation phase. The planning & design phase will involve a third party Design Delivery Partner (DP) Cordia, who will liaise with the appropriate City of Karratha officers during this phase. This involves:

- Designing where the infrastructure goes;
- Where the nodes are to be positioned;
- What civil works are to be undertaken.

It is anticipated that there will not be severe impacts with trenching or other civil works. The City has been advised that the construction partner will be WBHO Construction.

Construction of the NBN in Karratha will be via a timed rollout through fixed line serving areas (FSA). The first FSA is anticipated to commence in November 2016 with the final FSA to be completed by Q3 2018. Areas within Karratha, Dampier, Point Samson, Wickham and Roebourne are slated for connection to the NBN.

The City has provided contact points for Council's operational team during the design and build phase.

NBN Sky Muster Satellite Service

In addition to the fixed line NBN service, the Sky Muster service has been introduced for homes and businesses in rural and remote Australia that fall outside the fixed line and fixed wireless areas. It is expected to be available from April 2016. The service works by transmitting internet services to satellite dishes on residential and business premises. Eligible residents and businesses will need to contact an internet service provider and order a suitable plan. A list of providers will be available on the NBN website closer to launch date. NBN is also working up an address search function on the NBN website so that residents can check their eligibility for Sky Muster coverage. This is expected to be available in early 2016. Further information on the Sky Muster service can be found on www.nbn.com.au or via 1800 687 626.

CONCLUSION

The rollout of NBN within the City of Karratha promises to bring opportunities in education, business, entertainment, health care and sociability giving residents and businesses within the City of Karratha the potential to be more productive, more creative, more efficient and more connected for decades to come. Communication channels have been established between NBN and the City of Karratha to ensure a smooth implementation. Residents of the City of Karratha who fall outside of fixed line coverage may be eligible to access the Sky Muster satellite service.

13.12 STATE BLACKSPOT FUNDING APPLICATION

File No:	RD.4
Responsible Executive Officer:	Director Strategic Projects & Infrastructure
Reporting Author:	Manager Infrastructure
Date of Report:	28 January 2016
Disclosure of Interest:	Nil
Attachment(s)	Nil

PURPOSE

To provide Council with an update on the Black Spot funding application and the pedestrian crossing at Dampier and Broadhurst Roads opposite the Karratha Senior High School and Leisureplex.

BACKGROUND

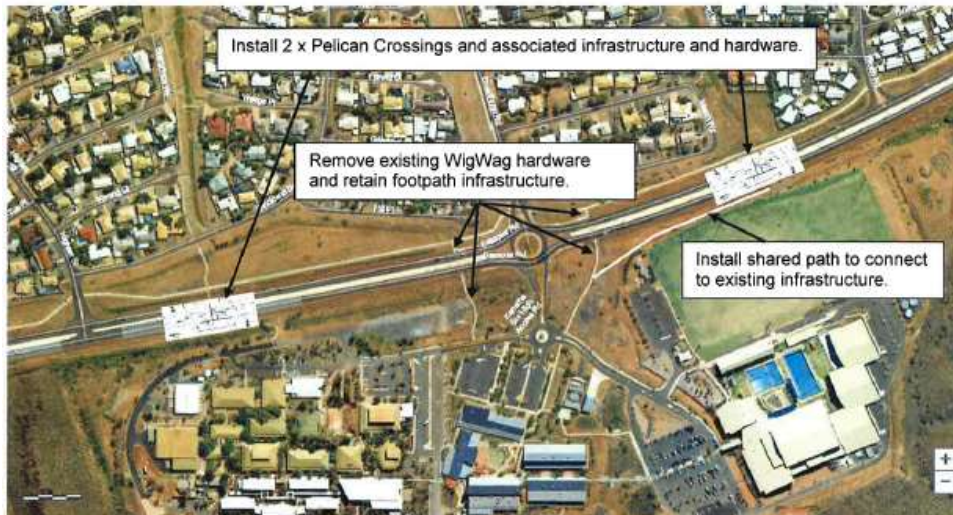
The Black Spot Program is a government initiative committed to reducing injuries from crashes on Australian roads. The funding programs are provided for targeted road locations where crashes occur and fund measures such as traffic signals and roundabouts at dangerous locations to reduce the risk of crashes. Main Roads Western Australia (MRWA) facilitates both the Federal and State programs.

At the August 2015 Meeting, Council was advised of the City's intention to apply for Black spot funding, initially through the Federal government and if unsuccessful, through the State program.

In November 2015, a Contentious Issues report was presented to Council advising of the City's Federal Blackspot application for traffic lights to replace the roundabout as a permanent solution was unsuccessful. Since then, an application was considered under the State Blackspot program, however this has also been unsuccessful. Advice received from MRWA is that in principle support will not be provided as the intersection does not meet the required warrants to justify traffic light installation.

Following on from this advice, Council Officers have successfully negotiated with Main Roads WA Regional Office, and amended the State Blackspot application, as follows:

- One signalised pedestrian crossing (aka pelican crossing) to be installed, approximately 330 metres west of the Broadhurst intersection at the existing crossing point adjacent to the Pilbara Institute.
- One controlled pedestrian crossing to be installed, approximately 230 metres east of the Broadhurst intersection.
- Install a shared pathway to connect the easterly crossing with existing pathways leading to the Karratha High School and the Leisureplex.
- Existing "Wig/Wag" hardware removed, with existing footpath infrastructure retained.
- MRWA will continue with the installation of school zone signage. Zone will now include the area from each signalised pedestrian crossing.



CONCLUSION

It is disappointing that the original proposal to remove the roundabout and install signalised crossing was unsuccessful, however the revised design will provide the level of protection Council and the community expect to facilitate safer road crossings. Additionally, as a result of the revised design the anticipated cost for the works has been reduced from \$1.5 million to \$1 million. The State program provides two thirds of the project cost. Council will need to consider a budget allocation in the 2016/17 financial year for the balance of project costs.

13.13 KARRATHA AIRPORT LIQUOR LICENSING REVIEW

File No:	TT.440
Responsible Executive Officer:	Director Strategic Projects & Infrastructure
Reporting Author:	Airport Commercial Coordinator
Date of Report:	21 January 2016
Disclosure of Interest:	Nil
Attachment(s)	Nil

PURPOSE

To provide an update relating to the amended Liquor Licence granted to Newslink Pty Ltd for the sale of full strength alcohol at Karratha Airport on initial trial basis.

BACKGROUND

In November 2015, Council resolved to endorse a review of the product range available within the Newslink Pty Ltd retail store to allow the sale of all full strength alcoholic beverage including a selection of full strength beer, wine and spirits, for a trial period of six months, with a review to come back to Council after this period.

Following the Council decision, Newslink Pty Ltd have introduced a short range of full strength beers and ciders commencing early January. Provided Newslink Pty Ltd encounter no issues with responsible service of alcohol management, the service of wine will be introduced at the beginning of February followed by spirits sales at the beginning of March.

In regards to hours of operation the Special Facility Liquor Licence held by LS Retail allows the sale and consumption of liquor one hour before the arrival or departure of a scheduled passenger flight and one hour after the arrival or departure of a scheduled passenger flight. The current practice is service of alcohol as follows - **11am-7pm Sunday-Friday and 11am-5pm Saturday.**

Under the *Aviation Transport Security Act 2004*, airlines must report breaches of security to the Security Contact Officer. The Security Contact Officer has a responsibility to report breaches to the Office of Transport Security within 24hrs. Breaches will continue to be monitored and changes or increases to the number of breaches will be reviewed to ascertain if modifications to the Liquor Licence has an impact on passenger's behaviour in the Terminal. Since the introduction of the trial, the City of Karratha have received no report of such breaches.

Continued consultation is taking place with all major stakeholders to monitor the effect that these changes have on their operations within Karratha.

CONCLUSION

A full consultation process will be conducted with major stakeholders, the concessionaire and local regulatory authorities with the outcome of the trial being reported to Council in April 2016 for final review, prior to any permanent changes being authorised and implemented.

13.14 INTERSECTION OF SEARIPPLE ROAD, KARRATHA TERRACE AND WELLARD WAY

File No:	RD.4
Responsible Executive Officer:	Director Strategic Projects & Infrastructure
Reporting Author:	Manager Infrastructure
Date of Report:	28 January 2016
Disclosure of Interest:	Nil
Attachment(s)	Nil

PURPOSE

To provide an update to Council on the proposed traffic control treatment for the intersection of Searipple Road, Karratha Terrace and Wellard Way.

BACKGROUND

At the Ordinary Council Meeting held 16 November 2015 Council resolved to endorse the proposed signalisation of the intersection at Karratha Terrace, Searipple Road and Wellard Way (south) in the Karratha City Centre, as part of the Karratha City Centre Infrastructure Works program.

On 11 December 2015 the Chief Executive Officer informed Main Roads Western Australia (MRWA), of Council's resolution, acknowledged outcomes of Traffic Engineers' (Arup Consulting) review of the existing intersection design and noted several mitigating circumstances that supported signalisation of the intersection.

MRWA have advised verbally, that traffic volumes do not warrant signalisation of the intersection, and it is unlikely that support will be given¹. On 27 January 2016 Council Officers' met with representatives of Wood & Grieves - design consultants acting on behalf of LandCorp, to consider and review potential traffic control treatments for the intersection (as follows):

- Install a roundabout – due to existing infrastructure constraining the intersection there is insufficient room to install a roundabout.
- Install a two lane priority controlled intersection – due to line of sight issues and existing infrastructure constraints this option has been discounted.
- Install conduit to facilitate signalisation in the future - discounted as no advantage would be gained due to the intersection requiring major works to meet MRWA standards.
- Upgrade existing single lane intersection by extending stop lines and extending existing traffic/refuge islands.

CONCLUSION

Upgrading the existing single lane priority controlled intersection has been determined as the most appropriate treatment for the intersection given the existing line of sight issues and infrastructure constraints.

¹On 28 January, 2016 Council Officers met with Transcore (Traffic Engineers) to discuss treatment options available to CofK. Modelling around bringing forward the development of the Eastern Green Link would increase traffic volumes slightly however would not be sufficient to warrant signalisation. However review of this modelling when aligned to pedestrian safety issues indicate signalisation may be an option in the future.

14 MOTIONS OF WHICH PREVIOUS NOTICE HAS BEEN GIVEN

Nil.

15 QUESTIONS BY MEMBERS OF WHICH DUE NOTICE HAS BEEN GIVEN

Nil.

16 URGENT BUSINESS APPROVED BY THE PERSON PRESIDING OR BY DECISION

Nil.

17 MATTERS BEHIND CLOSED DOORS

OFFICER'S RECOMMENDATION / COUNCIL RESOLUTION

Res No : 153381
 MOVED : Cr Vandenberg
 SECONDED : Cr Harris

In accordance with Section 5.23 (2) (e) (iii) of the *Local Government Act 1995*, that Council move in camera to discuss item:

17.1 CONFIDENTIAL ITEM - PENALTY INTEREST WRITE OFF - KUNUNURRA PROPERTIES PTY LTD

17.2 CONFIDENTIAL ITEM - CLEANING SERVICES TENDER ASSESSMENT AND REVIEW

17.3 CONFIDENTIAL ITEM - RECYCLED WATER SUPPLY AGREEMENT

Also included is the following:

CONFIDENTIAL ATTACHMENTS TO ITEM 12.1 RECONSIDERATION OF MATTERS PERTAINING TO THE PILBARA REGIONAL COUNCIL - REGIONAL GREEN WASTE PROCESSING CONTRACT

These matters if disclosed would reveal information about the business, professional, commercial or financial affairs of a person.

CARRIED

FOR : Cr Long, Cr Lally, Cr Bailey, Cr Bertling, Cr Cucel, Cr Harris, Cr Parsons, Cr Scott, Cr Smeathers, Cr Vandenberg, Cr White-Hartig
 AGAINST : Nil

Council moved in camera at 6.55 pm.

17.1 CONFIDENTIAL ITEM – PENALTY INTEREST WRITE OFF KUNUNURRA PROPERTIES PTY LTD

File No: RV.9
Responsible Executive Officer: Director Corporate Services
Reporting Author: Financial Accountant
Date of Report: 21 January 2016
Applicant/Proponent: Kim Loxton, Kununurra Properties Pty Ltd
Disclosure of Interest: Nil
Attachment(s): Nil

OFFICER’S RECOMMENDATION / COUNCIL RESOLUTION

Res No : 153382
MOVED : Cr Cucel
SECONDED : Cr Vandenberg

That Council by SIMPLE Majority pursuant to Section 6.12(1)(c) of the *Local Government Act 1995* RESOLVES to APPROVE the write off of accrued penalty interest charges relating to Assessment Number A46430 totalling \$12,085.87.

CARRIED

FOR : Cr Long, Cr Lally, Cr Bailey, Cr Bertling, Cr Cucel, Cr Harris, Cr Parsons, Cr Scott, Cr Smeathers, Cr Vandenberg, Cr White-Hartig
AGAINST : Nil

17.2 CONFIDENTIAL ITEM - CLEANING SERVICES TENDER ASSESSMENT AND REVIEW

File No: PE.150
Responsible Executive Officer: Director Strategic Projects & Infrastructure
Reporting Author: Manager Infrastructure
Date of Report: 29 January 2016
Applicant/Proponent: Nil
Disclosure of Interest: Nil
Attachment(s) Confidential - Tender Evaluation Report

OFFICER’S RECOMMENDATION / COUNCIL RESOLUTION

Res No : 153383
MOVED : Cr Parsons
SECONDED : Cr Vandenberg

That Council by SIMPLE Majority pursuant to Section 3.57 of the *Local Government Act 1995* RESOLVES to AWARD Delron Cleaning Pty Ltd ABN 84 008 806 004 based on the assessment of the compliance criteria, qualitative criteria and pricing structures offered under RFT 04-15/16 – Cleaning Services for Karratha Leisureplex, Karratha Airport and Dampier Community Hub.

CARRIED

FOR : Cr Long, Cr Lally, Cr Bailey, Cr Bertling, Cr Cucel, Cr Harris, Cr Parsons, Cr Scott, Cr Smeathers, Cr Vandenberg, Cr White-Hartig
AGAINST : Nil

17.3 CONFIDENTIAL ITEM - RECYCLED WATER SUPPLY AGREEMENT

File No: CP.483
Responsible Executive Officer: Director Strategic Projects & Infrastructure
Reporting Author: Director Strategic Projects & Infrastructure
Date of Report: 21 January 2016
Applicant/Proponent: Nil
Disclosure of Interest: Nil
Attachment(s) Draft Recycled Water Supply Agreement

OFFICER’S RECOMMENDATION / COUNCIL RESOLUTION

Res No : 153384
MOVED : Cr Smeathers
SECONDED : Cr Harris

That Council by **SIMPLE** Majority pursuant to Section 3.18 of the *Local Government Act 1995* **RESOLVES** to:

1. **RECEIVE** the Draft Recycled Water Supply Agreement from the Water Corporation; and
2. **AUTHORISE** the Chief Executive Officer to finalise negotiations and **EXECUTE** the Agreement with Water Corporation based on the terms and conditions contained within the Recycled Water Supply Agreement, commencing 1 July 2016.

CARRIED

FOR : Cr Long, Cr Lally, Cr Bailey, Cr Bertling, Cr Cucel, Cr Harris, Cr Parsons, Cr Scott, Cr Smeathers, Cr Vandenberg, Cr White-Hartig
AGAINST : Nil

COUNCIL RESOLUTION

Res No : 153385
MOVED : Cr Lally
SECONDED : Cr Bertling

That Council move out of camera.

CARRIED

FOR : Cr Long, Cr Lally, Cr Bailey, Cr Bertling, Cr Cucel, Cr Harris, Cr Parsons, Cr Scott, Cr Smeathers, Cr Vandenberg, Cr White-Hartig
AGAINST : Nil

Council moved out of camera at 7.06 pm.

18 CLOSURE & DATE OF NEXT MEETING

The meeting closed at 7.06 pm.

The next meeting is to be held on Monday, 21 March 2016 at 6:30pm at Council Chambers - Welcome Road, Karratha.

I, Cr Peter Long, Mayor of the City of Karratha, hereby declare on behalf of the Councillors of the City of Karratha that the enclosed Minutes are a true and accurate record of the Ordinary Council Meeting held on Monday, 15 February 2016.

..... Date ____ / ____ / ____
Signed