



ORDINARY COUNCIL MEETING

MINUTES

**The Ordinary Meeting of Council was held
in the Council Chambers, Welcome Road, Karratha,
on Monday, 14 December 2015**

A handwritten signature in black ink, appearing to read 'Chris Adams', is positioned above a horizontal line.

**CHRIS ADAMS
CHIEF EXECUTIVE OFFICER**



No responsibility whatsoever is implied or accepted by the City of Karratha for any act, omission or statement or intimation occurring during Council or Committee Meetings. The City of Karratha disclaims any liability for any loss whatsoever and howsoever caused arising out of reliance by any person or legal entity on any such act, omission or statement or intimation occurring during Council or Committee Meetings.

Any person or legal entity who acts or fails to act in reliance upon any statement, act or omission made in a Council or Committee Meeting does so at that persons or legal entity's own risk.

In particular and without derogating in any way from the broad disclaimer above, in any discussion regarding any planning application or application for a license, any statement or intimation of approval made by any member or Officer of the City of Karratha during the course of any meeting is not intended to be and is not taken as notice of approval from the City of Karratha.

The City of Karratha warns that anyone who has any application lodged with the City of Karratha must obtain and should only rely on

WRITTEN CONFIRMATION

of the outcome of the application, and any conditions attaching to the decision made by the City of Karratha in respect of the application.

Signed: 
Chris Adams - Chief Executive Officer

DECLARATION OF INTERESTS (NOTES FOR YOUR GUIDANCE) (updated 13 March 2000)

A member who has a **Financial Interest** in any matter to be discussed at a Council or Committee Meeting, which will be attended by the member, must disclose the nature of the interest:

- (a) In a written notice given to the Chief Executive Officer before the Meeting or;
- (b) At the Meeting, immediately before the matter is discussed.

A member, who makes a disclosure in respect to an interest, must not:

- (c) Preside at the part of the Meeting, relating to the matter or;
- (d) Participate in, or be present during any discussion or decision-making procedure relative to the matter, unless to the extent that the disclosing member is allowed to do so under Section 5.68 or Section 5.69 of the *Local Government Act 1995*.

NOTES ON FINANCIAL INTEREST (FOR YOUR GUIDANCE)

The following notes are a basic guide for Councillors when they are considering whether they have a **Financial Interest** in a matter. I intend to include these notes in each agenda for the time being so that Councillors may refresh their memory.

1. A Financial Interest requiring disclosure occurs when a Council decision might advantageously or detrimentally affect the Councillor or a person closely associated with the Councillor and is capable of being measure in money terms. There are exceptions in the *Local Government Act 1995* but they should not be relied on without advice, unless the situation is very clear.
2. If a Councillor is a member of an Association (which is a Body Corporate) with not less than 10 members i.e. sporting, social, religious etc), and the Councillor is not a holder of office of profit or a guarantor, and has not leased land to or from the club, i.e., if the Councillor is an ordinary member of the Association, the Councillor has a common and not a financial interest in any matter to that Association.
3. If an interest is shared in common with a significant number of electors or ratepayers, then the obligation to disclose that interest does not arise. Each case needs to be considered.
4. If in doubt declare.
5. As stated in (b) above, if written notice disclosing the interest has not been given to the Chief Executive Officer before the meeting, then it **MUST** be given when the matter arises in the Agenda, and immediately before the matter is discussed.
6. Ordinarily the disclosing Councillor must leave the meeting room before discussion commences. The **only** exceptions are:
 - 6.1 Where the Councillor discloses the **extent** of the interest, and Council carries a motion under s.5.68(1)(b)(ii) or the *Local Government Act*; or
 - 6.2 Where the Minister allows the Councillor to participate under s5.69 (3) of the *Local Government Act*, with or without conditions.

INTERESTS AFFECTING IMPARTIALITY

DEFINITION: *An interest that would give rise to a reasonable belief that the impartiality of the person having the interest would be adversely affected, but does not include an interest as referred to in Section 5.60 of the 'Act'.*

A member who has an **Interest Affecting Impartiality** in any matter to be discussed at a Council or Committee Meeting, which will be attended by the member, must disclose the nature of the interest;

- (a) in a written notice given to the Chief Executive Officer before the Meeting; or
- (b) at the Meeting, immediately before the matter is discussed.

IMPACT OF AN IMPARTIALITY CLOSURE

There are very different outcomes resulting from disclosing an interest affecting impartiality compared to that of a financial interest. With the declaration of a financial interest, an elected member leaves the room and does not vote.

With the declaration of this new type of interest, the elected member stays in the room, participates in the debate and votes. In effect then, following disclosure of an interest affecting impartiality, the member's involvement in the Meeting continues as if no interest existed.

TABLE OF CONTENTS

ITEM	SUBJECT	PAGE NO
1	OFFICIAL OPENING	5
2	PUBLIC QUESTION TIME.....	5
3	RECORD OF ATTENDANCE / APOLOGIES / LEAVE OF ABSENCE	5
4	DECLARATIONS OF INTEREST	6
5	PETITIONS/DEPUTATIONS/PRESENTATIONS.....	6
6	CONFIRMATION OF MINUTES AND BUSINESS ARISING FROM MINUTES OF PREVIOUS MEETINGS.....	7
7	ANNOUNCEMENTS BY PERSON PRESIDING WITHOUT DISCUSSION	8
8	EXECUTIVE SERVICES.....	9
9	CORPORATE SERVICES	11
9.1	FINANCIAL STATEMENT FOR PERIOD ENDING 31 OCTOBER 2015.....	11
9.2	LIST OF ACCOUNTS OCTOBER 2015.....	33
9.3	OPERATIONAL PLAN 2015/16 – PERFORMANCE REPORT	55
10	COMMUNITY SERVICES.....	61
10.1	ROEBOURNE 150.....	61
10.2	MAJOR EVENT SPONSORSHIP SCHEME	67
11	DEVELOPMENT SERVICES.....	79
11.1	KARRATHA CITY CENTRE INFRASTRUCTURE WORKS PROGRAM - LICENCE FOR ACCESS TO LOT 1 CNR SEARIPPLE ROAD, KARRATHA.....	79
11.2	POINT SAMSON STRUCTURE PLAN: CONSIDERATION OF SUBMISSIONS RECEIVED DURING ADVERTISING.....	83
11.3	LOCAL RECOVERY PLAN	91
11.4	POLICY FOR PROFIT ACTIVITIES ON CITY RESERVES AND PARKS	95
11.5	SAFER COMMUNITIES PARTNERSHIP TERMS OF REFERENCE AND STRATEGIC PLAN 2015-2018.....	99
11.6	EXTENSION OF BUILDING SERVICES	103
11.7	CONCEPT DESIGNS AND EARTHWORKS FOR KARRATHA HEALTH CAMPUS	109
11.8	FUTURE OPERATIONAL, FINANCIAL AND MANAGEMENT MODEL FOR VISITOR CENTRES.....	119

12	STRATEGIC PROJECTS & INFRASTRUCTURE	129
12.1	AWARD OF PT SAMSON FORESHORE WORKS – STAGE 1 MILLER CLOSE	129
12.2	POINT SAMSON - JOHN’S CREEK BREAKWATER PATHWAY.....	133
12.3	KARRATHA ARTS AND COMMUNITY PRECINCT KITCHEN DESIGN.....	139
13	ITEMS FOR INFORMATION ONLY.....	145
13.1	REGISTER OF DOCUMENTS STAMPED WITH THE CITY OF KARRATHA COMMON SEAL.....	146
13.2	NON STATUTORY DONATIONS FOR PERIOD ENDING 30 NOVEMBER 2015	147
13.3	CONCESSIONS ON FEES FOR COUNCIL FACILITIES 2015/16 FINANCIAL YEAR	149
13.4	RECORD OF TENDERS AWARDED BY THE CHIEF EXECUTIVE OFFICER UNDER DELEGATION	150
13.5	MONTHLY BUILDING STATISTICS.....	151
13.6	PLANNING DECISIONS ISSUED 01 NOVEMBER TO 29 NOVEMBER 2015	153
13.7	MONTHLY ENVIRONMENTAL HEALTH STATISTICS.....	157
13.8	MONTHLY RANGER STATISTICS	159
13.9	ECONOMIC DEVELOPMENT UPDATE.....	161
13.10	WASTE SERVICES DATA	167
13.11	COMMUNITY SERVICES UPDATE.....	171
14	MOTIONS OF WHICH PREVIOUS NOTICE HAS BEEN GIVEN.....	185
15	QUESTIONS BY MEMBERS OF WHICH DUE NOTICE HAS BEEN GIVEN	185
16	URGENT BUSINESS APPROVED BY THE PERSON PRESIDING OR BY DECISION.....	185
17	MATTERS BEHIND CLOSED DOORS	187
	CONFIDENTIAL ATTACHMENT TO ITEM 10.2 MAJOR EVENT SPONSORSHIP SCHEME.....	187
	CONFIDENTIAL ATTACHMENT TO ITEM 12.1 AWARD OF PT SAMSON FORESHORE WORKS – STAGE 1 MILLER CLOSE.....	187
17.1	CONFIDENTIAL ITEM - EXPRESSION OF INTEREST FOR THE PROVISION OF KERBSIDE WASTE AND RECYCLING COLLECTION SERVICES.....	189
17.2	CONFIDENTIAL ITEM - KARRATHA AIRPORT QANTAS LOUNGE AND OFFICE	191
17.3	CONFIDENTIAL ITEM - KARRATHA CITY CENTRE INFRASTRUCTURE WORKS PROGRAM	193
18	CLOSURE & DATE OF NEXT MEETING	195

MINUTES

1 OFFICIAL OPENING

The Ordinary Meeting of Council held in the Council Chambers, Welcome Road, Karratha on Monday, 14 December 2015 was declared open at 6.30 pm. Cr Long acknowledged the traditions of the Ngarluma people, on whose land we are gathered here today.

2 PUBLIC QUESTION TIME

Nil.

3 RECORD OF ATTENDANCE / APOLOGIES / LEAVE OF ABSENCE

Councillors:
 Cr Peter Long [Mayor]
 Cr John Lally [Deputy Mayor]
 Cr Garry Bailey
 Cr Margaret Bertling
 Cr Grant Cucel
 Cr Geoff Harris
 Cr Bart Parsons
 Cr Daniel Scott
 Cr Evette Smeathers
 Cr Robin Vandenberg
 Cr Fiona White-Hartig

Staff:
 Chris Adams Chief Executive Officer
 Phillip Trestrail Director Corporate Services
 Andrew Ward Director Community Services
 Simon Kot Director Strategic Projects & Infrastructure
 Craig Watts Acting Director Development Services
 Linda Franssen Minute Secretary

Apologies: David Pentz Director Development Services

Absent: Nil

Leave of Absence: Nil

Members of Public: Lara Ducie
 Ruth Ellis

Members of Media: Michael Nikakis, Ngaarda Media
 Angus Sargent, ABC
 Alicia Perera, Pilbara News
 Ian Zaunmayr, Pilbara News

COUNCIL RESOLUTION

Res No : **153314**
MOVED : **Cr Harris**
SECONDED : **Cr Smeathers**

That Council approve leave of absence for Cr Lally for the 27 January 2016 Ordinary Council Meeting.

CARRIED

FOR : Cr Long, Cr Lally, Cr Bailey, Cr Bertling, Cr Cucel, Cr Harris, Cr Parsons, Cr Scott, Cr Smeathers, Cr Vandenberg, Cr White-Hartig
AGAINST : Nil

4 DECLARATIONS OF INTEREST

Cr Harris declared an interest in the following item:

- Impartiality interest in Item 11.8 Future Operational, Financial and Management Model for Visitor Centres as Cr Harris is the Council Representative on the Board of the Karratha Visitor Centre.

Cr Parsons declared an interest in the following items:

- Financial interest in Item 10.2 Major Event Sponsorship Scheme as Cr Parsons is the owner of Hay Bar Pty Ltd which is applying for sponsorship under the Scheme.
- Financial interest in Item 12.1 Award of Pt Samson Foreshore Works – Stage 1 Miller Close as Cr Parsons is friends with and building a house with Timik Developments Pty Ltd.

Cr White-Hartig declared an interest in the following items:

- Impartiality interest in Item 11.6 Extension of Building Services as Cr White-Hartig's mother is the President of the Shire of Ashburton.
- Impartiality interest in Item 11.8 Future Operational, Financial and Management Model for Visitor Centres as Cr White-Hartig is the Chairperson of the Karratha Visitor Centre, and a Board Member of the Roebourne Visitor Centre.

5 PETITIONS/DEPUTATIONS/PRESENTATIONS

At 6.33 pm Cr Parsons left the Chambers.

Ms Lara Ducie, Assistant Manager of the Blanche Bar made a deputation regarding the funding proposed for the Beats in the Heat event. (*A related report is presented at Item 10.2*). Ms Ducie advocated for Council to support the Hay Bar Pty Ltd application to sponsor the Beats in the Heat event for the next three years (2016: \$170k, 2017 \$101k and 2018 \$120k) highlighting the benefits of this event to the community in comparison to other proposed events.

At 6.37 pm Cr Parsons re-entered the Chambers.

6 CONFIRMATION OF MINUTES AND BUSINESS ARISING FROM MINUTES OF PREVIOUS MEETINGS

OFFICER'S RECOMMENDATION

That the Minutes of the Ordinary Meeting of Council held on Monday, 16 November 2015, be confirmed as a true and correct record of proceedings.

In the November 2015 Ordinary Council Meeting Minutes a response was provided to a question from Ms Dani Hage which was taken on notice at the October 2015 Ordinary Council Meeting regarding feral cats and dingoes. The response included a suggestion that workers at the Rio Tinto 7 Mile site might have been enticing feral animals onto the site by feeding them. This was not suggested by Ms Hage but was an observation made by the Council Officer who investigated the complaint based on Ms Hage's advice that 'do not feed the dingo' signs were installed at the site.

COUNCIL RESOLUTION

Res No : 153315
MOVED : Cr Bertling
SECONDED : Cr White-Hartig

That the Minutes of the Ordinary Meeting of Council held on Monday, 16 November 2015, be confirmed as a true and correct record of proceedings.

In the November 2015 Ordinary Council Meeting Minutes a response was provided to a question from Ms Dani Hage which was taken on notice at the October 2015 Ordinary Council Meeting regarding feral cats and dingoes. The response included a suggestion that workers at the Rio Tinto 7 Mile site might have been enticing feral animals onto the site by feeding them. This was not suggested by Ms Hage but was a misinterpretation made by the Council Officer who investigated the complaint.

CARRIED

FOR : Cr Long, Cr Lally, Cr Bailey, Cr Bertling, Cr Cucel, Cr Harris, Cr Parsons, Cr Scott, Cr Smeathers, Cr Vandenberg, Cr White-Hartig
AGAINST : Nil
REASON : Council modified the Officer's recommendation in relation to the response provided to a question from Ms Dani Hage which was taken on notice at the October 2015 Ordinary Council Meeting. Council considered the rewording better expressed the situation.

7 ANNOUNCEMENTS BY PERSON PRESIDING WITHOUT DISCUSSION

03/11/2015 - Meeting with Minister for Resources
04/11/2015 - Wickham Key Stakeholders Meeting
04/11/2015 - Meeting with Ngarluma Yindjibarndi Foundation
04/11/2015 - Meeting with the Pilbara Development Commission
05/11/2015 - Meeting with Chief Hussein Algardi
05/11/2015 - Meeting with WA State Director for Department of Foreign Affairs and Trade
05/11/2015 - Yaburara Heritage Trail Meeting
06/11/2015 - Meeting with Vaughan Corps
06/11/2015 - Meeting with Des Rothe
06/11/2015 - Meeting with Robin Chapple
09/11/2015 - Tourism Advisory Group Meeting
09/11/2015 - Council Agenda Briefing Session
10/11/2015 - Cleansweep Taskforce Meeting
11/11/2015 - Remembrance Day Service
11/11/2015 - The Quarter and GP Superclinic Site Tour
11/11/2015 - Meeting with Karratha Village
11/11/2015 - Business After Hours - North West training and Inspection Services
12/11/2015 - Meeting with Stuart Otto
12/11/2015 - City of Karratha Audit and Organisational Risk Committee Meeting
13/11/2015 - Opening of the Centurion Gap Ridge Facility
13/11/2015 - Meeting with Brendon Grylls
13/11/2015 - 15/11/2015 – Councillor Strategic Planning Workshop
16/11/2015 - Walkington Awards Ceremony
16/11/2015 - Ordinary Council Meeting
17/11/2015 - RIO Tinto 50th Anniversary Celebration
18/11/2015 - Meeting with New Energy Corporation Pty Ltd
18/11/2015 - Meeting with Minister for Environment Albert Jacob & New Energy Corporation
18/11/2015 - Meeting with Minister Simpson
18/11/2015 - Site tour Perth Library with Doric Group
19/11/2015 - AIM West Business Pinnacle Awards Ceremony
20/11/2015 - Future Clubs Community Sports Awards
23/11/2015 - Pilbara Regional Council Councillor Training Session
23/11/2015 - Pilbara Regional Council Meeting
24/11/2015 - Arts and Community Precinct Advisory Group Meeting
25/11/2015 - White Ribbon Networking Morning Tea
26/11/2015 - City of Karratha Small Business Breakfast
26/11/2015 - Meeting with the Department of Housing
26/11/2015 - Business After Hours Woodside Christmas Sundowner
30/11/2015 - Introduction to the proposed SHINE program – Karratha Senior High School
30/11/2015 - Pilbara Regional Council Special Council Meeting

8 EXECUTIVE SERVICES

Nil.

9 CORPORATE SERVICES

9.1 FINANCIAL STATEMENT FOR PERIOD ENDING 31 OCTOBER 2015

File No:	FM.19
Responsible Executive Officer:	Director Corporate Services
Reporting Author:	Assistant Management Accountant
Date of Report:	23 November 2015
Applicant/Proponent:	Not applicable
Disclosure of Interest:	Nil
Attachment(s):	Nil

PURPOSE

To provide a summary of Council's financial position for the period ending 31st October 2015.

BACKGROUND

The following table is a summary of the Financial Activity Statement Report compared to the Budget as at 31st October 2015. The amended budget figures do not reflect the November Budget Review amendments adopted by Council which will be reflected in the November monthly financial statements reported to Council.

2015-2016	Original Budget	Amended Budget	Year to Date Budget	Year To Date Actual	YTD Variance	Impact on Surplus
Operating Revenue (incl. Rates)	123,816,770	122,503,061	69,456,932	69,949,647	492,714	↑
Operating Expense	(81,653,530)	(83,218,262)	(26,708,307)	(22,759,817)	3,948,490	↑
Non Operating Rev	28,073,997	31,517,700	1,728,387	8,083,570	6,355,183	↑
Non Operating Exp	(86,916,716)	(87,451,700)	(28,613,683)	(21,063,313)	7,550,370	↑
Non Cash Items Included	11,107,814	11,107,814	3,709,560	(72,845)	(3,782,405)	↓
Unrestricted Surplus BFWD 14/15	1,434,330	1,434,330	1,434,330	1,434,330	0	
Restricted Balance BFWD 14/15 - PUPP	12,499,009	12,499,009	12,499,009	12,499,009	0	
Restricted Balance - PUPP	8,332,673	8,332,673	8,332,673	8,332,673	0	
Surplus/(Deficit) 15/16	29,001	59,279	25,173,555	39,737,909	14,564,353	↑

The restricted balance referred to in the preceding table and throughout this report comprises PUPP service charges levied in 2014/15 and pending payment as at 30 June 2015 (either by instalment options or outstanding).

This table shows that Council is currently in an unrestricted surplus position of \$39.7m, a variance of \$14.5m above the budgeted year to date surplus position of \$25m.

The following variances (greater than \$250K) contribute significantly to the total YTD variance shown in the above table:

Operating Revenue		
807,100	▲	Over budget in Event Income
237,883	▲	Over budget in Grants and Contributions
Operating Expenditure		
2,718,749	▲	Under budget in Depreciation in Infrastructure and Buildings- Unable to be processed due to finalisations of MyData year end processes (refer non-cash item variance)
413,183	▲	Various underspends in overheads across Waste, Tech Services, Parks and Gardens and Fleet and Plant
376,319	▲	Various underspends in salaries, wages and overheads across sites and allocations
Non-Operating Revenue		
6,355,183	▲	Over budget in Various Transfers from Reserves due to timing differences
Non Operating Expenditure		
2,168,393	▲	Under budget in Karratha Airport Terminal Expansion Project-Contractor progress claims have been less than anticipated, these will be taken up in November cash flow amended in budget review
1,746,271	▲	Under budget in DCH Capital-Buildings-Project on scheduled however construction progress claims less that anticipated. Adjusted in November Budget Review
1,189,331	▲	Under budget in Back Beach Boat Ramp Reconstruction And Channel Dredging-Adjustment to cash flow in November review.
867,980	▲	Under budget in Upgrade Effluent Systems-The contractor has been appointed in September as anticipated however will not be onsite until October, this has caused a slight delay in construction costs that will be taken up over Nov and Dec, cash flow amended in budget review
631,219	▲	Under budget in Rrg-Coolawanyah Rd-Alteration made in November review
492,232	▲	Under budget in Dampier Foreshore Beautification - Stage 1-Adjustment to cash flow November review.
400,000	▲	Under budget in Searipple Road Bridge-Awaiting invoice from MRWA.
380,000	▲	Under budget in Purchase - Plant-New rubbish truck to be delivered this month.
331,970	▲	Under budget in Karratha Arts & Community Precinct-Consultant payments have not been claimed, expected November, cash flow amended in budget review
(1,640,746)	▼	Over budget in Various Transfers to Reserve

Further detail on these variances is included later in this report in the variance commentary by Program for the Rate Setting Statement.

FINANCIAL MANAGEMENT SUMMARY

Financial Ratios

Ratio	Description of Ratio/Indicative Target Ranges provided by Dept. of Local Government	Original Budget 2015/16	YTD Budget 2015/16	YTD Actual Result	Variance Description
Operating Sustainability					
Operating Surplus Ratio	An indicator of the extent to which revenue raised not only covers operational expenses, but also provides for capital funding				An Operating Surplus Ratio in excess of 15% indicates a strong financial position and that advanced standard is being achieved.
	Operating Surplus (excl. capital grants & contributions)/Own Source Revenue	30,238,499	38,383,671	42,140,302	The Operating Surplus Ratio is slightly above budget due to lower than anticipated operating expenditure to date, particularly depreciation which has only been partially input due to delays in the finalisation of the 2014-2015 annual audit.
		90,042,700	57,670,339	57,535,863	
	Minimum Target between 0% and 15%	33.6%	66.6%	73.2%	
Asset Sustainability Ratio	An approximation of the extent to which assets managed by a local government are being replaced as these reach the end of their useful life				The Asset Sustainability Ratio is higher than the YTD budget pending post audit roll over of asset register in November
	Capital Renewal and Replacement	44,053,954	23,539,627	14,525,509	Capital expenditure is below budget due to delays in commencement of projects.
	Expenditure/Depreciation	11,116,452	3,704,692	1,002,089	
	Target - Greater than 0.90	3.96	6.35	14.50	
Own Source Revenue Ratio	An indicator of a local government's ability to cover its costs through its own tax and revenue efforts				An own source revenue coverage ratio greater than 90% indicates an advanced standard is being achieved.
		90,042,700	57,670,339	57,535,863	This variance is primarily due to operating expenses below YTD budget.
	Own Source Operating Revenue/Operating Expenses	81,653,530	26,708,307	22,759,817	
	Target - Greater than or equal to 0.40	1.10	2.16	2.53	
Liquidity Ratios					
Current Ratio	A measure of a local government's liquidity and its ability to meet its short term financial obligations from unrestricted current assets	-			The current ratio is unable to be calculated on a YTD budgeted basis due to the nature of its components being budgeted annually.
		30,313,668	Not	55,868,206	The YTD actual ratio is the result of significant current assets including outstanding rates and service charges levied (PUPP) in the previous and current financial year. A current Ratio excluding outstanding PUPP service charge amounts would result in a Current Ratio equal to 5.734
	Current Assets less Restricted Assets/Current Liabilities less liabilities associated with Restricted assets	126,069	Applicable	7,738,565	
	Target - greater than or equal to 1	240.45		7.22	
Debt Ratios					
Debt Service Cover Ratio	An indicator of a local government's ability to generate sufficient cash to cover its debt payments				A debt service cover ratio greater than 5 indicates an advanced standard is being achieved.
	Operating surplus before interest expense and depreciation/Principal and interest Expense	30,238,499	42,088,363	42,140,302	Original Budget, YTD Budget and YTD actuals result in a ratio in excess of 10 due to Council having no budgeted or actual debt.
		0	0	0	
	Target - more than 2- The higher the better	>10	>10	>10	

Statement of Financial Position

	2015 October	2015 September	% change
Current			
Assets	139,162,671	144,693,222	-3.82%
Liabilities	11,687,998	12,520,502	-6.65%
Non Current			
Assets	742,904,661	740,210,301	0.36%
Liabilities	705,663	705,663	0.00%
Net Assets	869,673,671	871,677,357	

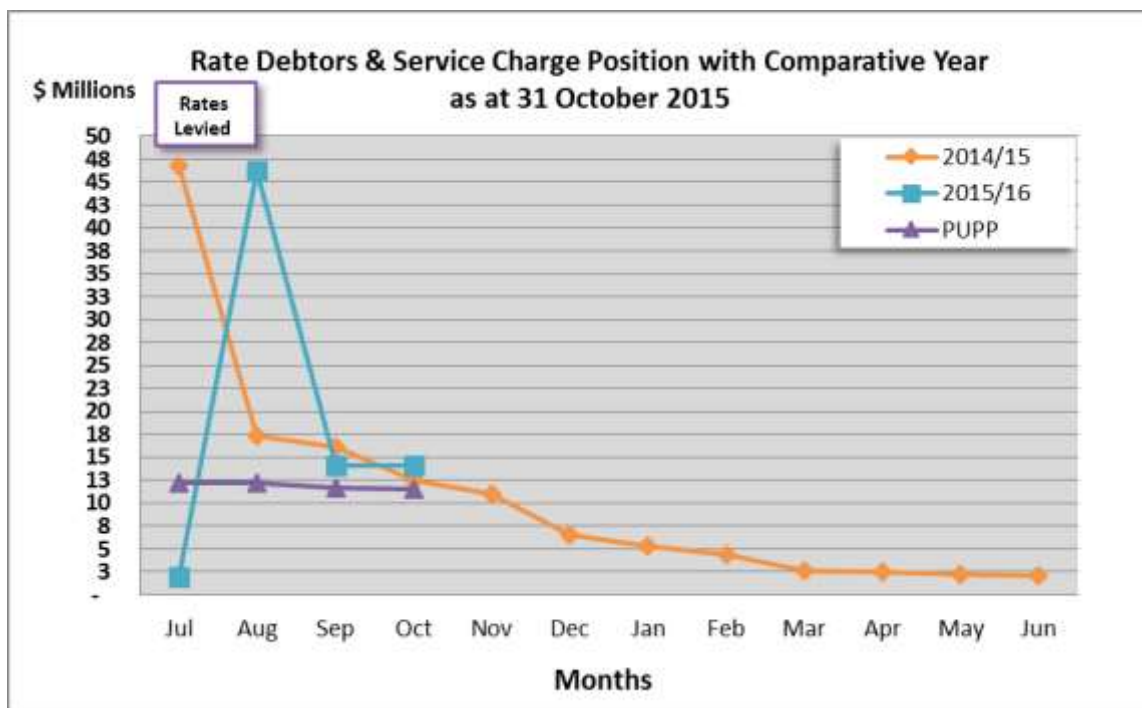
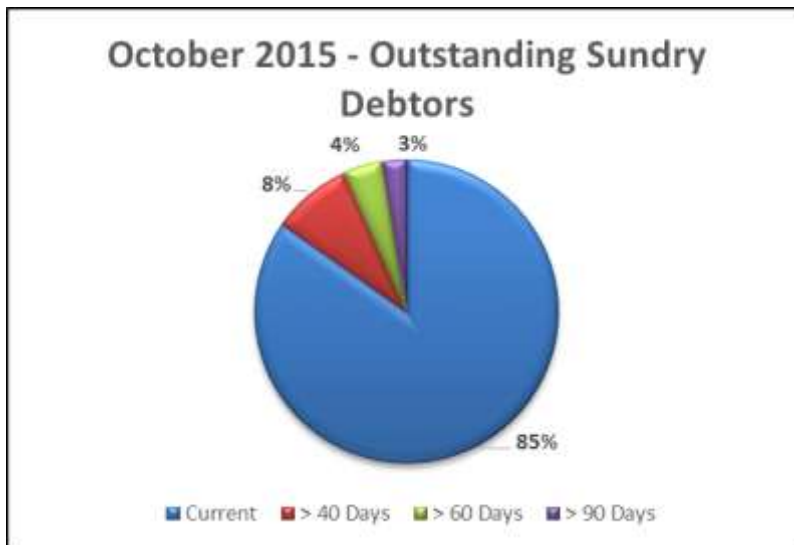
Total Current Assets have decreased by 3.82% from September to October due to a decrease in aged accounts receivables including payment of Department of Regional Development funding for Dampier Community Hub. Current Liabilities have decreased by 6.65% from September to October due to a decrease in supplier invoices payable. Non-Current Assets have increased by 0.36% due to the capitalisation of assets. Non-Current Liabilities remain unchanged from September.

Debtors Schedule

The following table shows Trade Debtors which have been outstanding over 40, 60 and 90 days at the end of October. The table also includes total Rates and Pilbara Underground Power (PUPP) Service Charges outstanding.

	2015 October	2015 September	Change %	Of Current Total %
Non Rate Debtors				
Current	4,810,542	4,001,452	20%	85%
> 40 Days	482,528	1,308,014	-63%	9%
> 60 Days	236,098	3,030,189	-92%	4%
> 90 Days	145,955	49,100	197%	3%
Total	5,675,123	8,388,754	-32%	100%
Rates Debtors				
Total	14,020,402	14,020,402	0%	100%
PUPP Debtors				
Total	11,495,272	11,645,023	-1%	100%

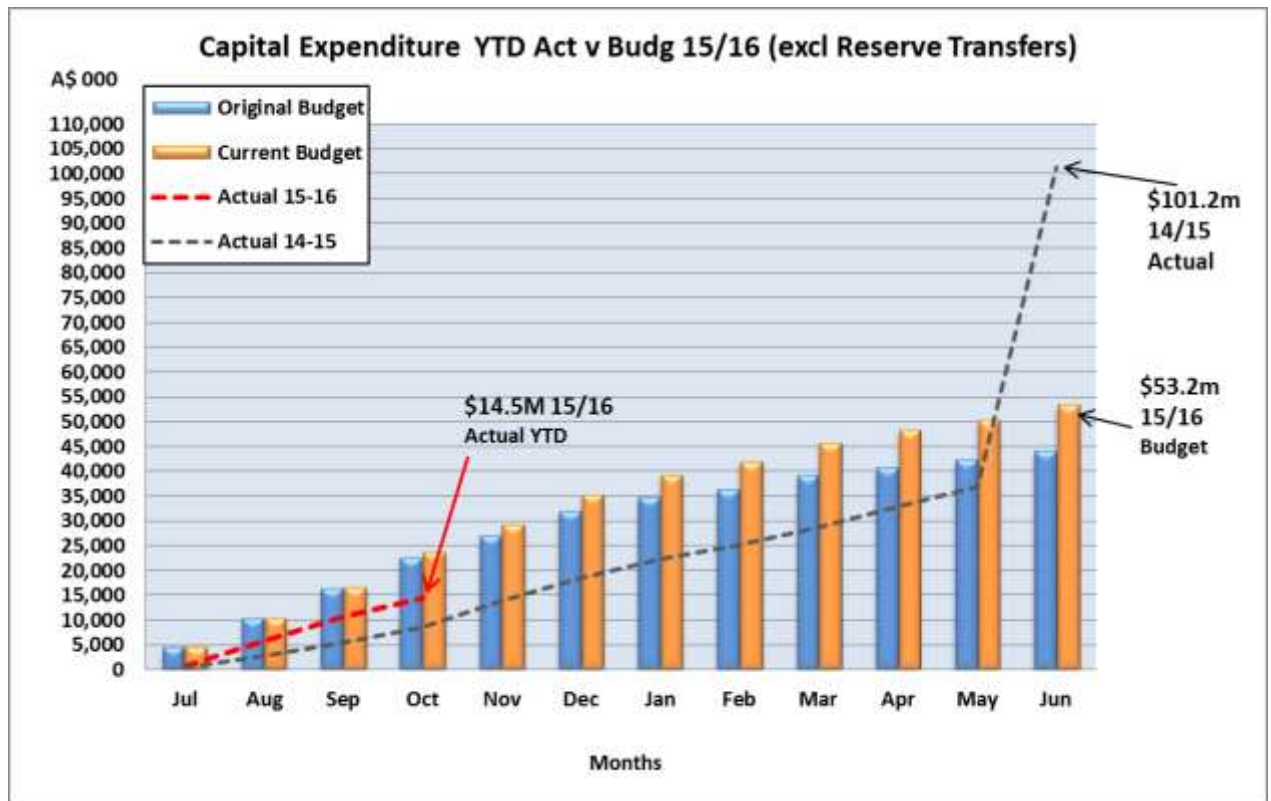
The balance of outstanding PUPP charges has decreased from September 2015. PUPP payments have been made on 97.3% of properties, with 74.9% paid in full and 25.1% paying by instalments.



Total Debtors decreased by 32% or \$2.7M, primarily due to the receipt of aged debtors associated with Dampier Community Hub funding. Collection of outstanding debts greater than 40 Days continued in line with Council policy. The following table shows outstanding balances for each ageing period for Trade Debtor balances in excess of \$5,000.

Debtor	40 Days	60 Days	>90 Days	Comments
Alliance Airlines Pty Ltd	\$227,944	\$231,999	\$ -	Letter of Demand sent 02/11/2015. CS Legal are currently preparing a General Procedure Claim.
Bristow Helicopters Australia Pty Ltd	\$ 15,603	\$ -	\$ -	August 2015 Aircraft Landings. Reminder notice sent 09/11/2015 as payment for September landings received.
Frank Smith	\$ -	\$ -	\$ 41,593	Demolition charges for removal of damaged property after TC Christine. Charges have been registered against the property with the Registrar of Titles. Property is currently for sale and these costs will be recovered at settlement.
Karratha Country Club Inc	\$ -	\$ -	\$ 17,929	Annual membership subscriptions 2014, an agreement has been reached between Council and the Club to enter into a payment plan for the amount outstanding.
Star Struck Drama Workshops	\$ -	\$ -	\$ 8,572	Community Centre Hire - Letter of Demand sent 13/11/2014 by CS Legal. General Procedure Claim served 06/03/2015. Legal advice is currently being sought.

Capital Expenditure



The Council’s 2015/16 Capital Expenditure budget is \$53.2 million, the majority of which is associated with major projects including Dampier Community Hub, Karratha Airport terminal upgrade and infrastructure improvements. The following table shows that Council is currently 38% below budget in capital expenditure year to date.

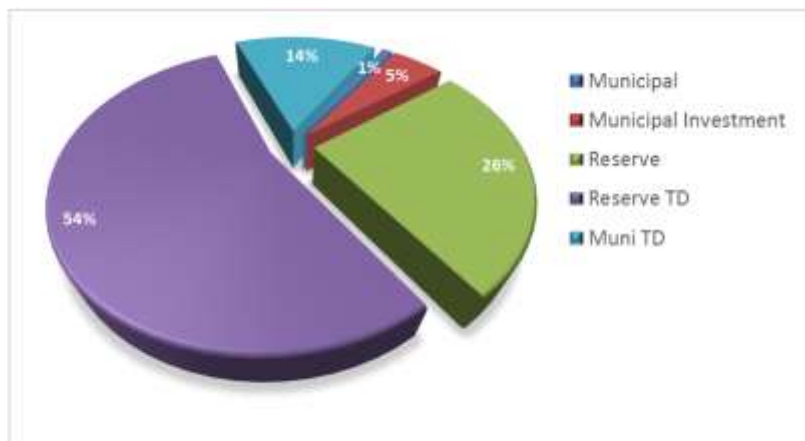
Asset Class	YTD			Annual	
	YTD Amended Budget	YTD Actual	Variance %	Annual Orig Budget	Annual Amend Budget
	31-Oct-15			30-Jun-16	
Land	0	0	0%	0	0
Artwork	0	0	0%	0	0
Buildings	13,229,198	8,301,205	-37%	24,246,861	24,246,861
Equipment	117,500	24,655	-79%	117,500	117,500
Furn & Equip	109,926	7,694	-93%	386,026	386,026
Plant	1,024,000	627,450	-39%	3,399,000	3,399,000
Infrastructure	9,059,003	5,564,505	-39%	15,903,573	25,084,597
Totals	23,539,627	14,525,509	-38%	44,052,960	53,233,984

Further detail on these variances is included later in this report in the variance commentary by Program for the Rate Setting Statement.

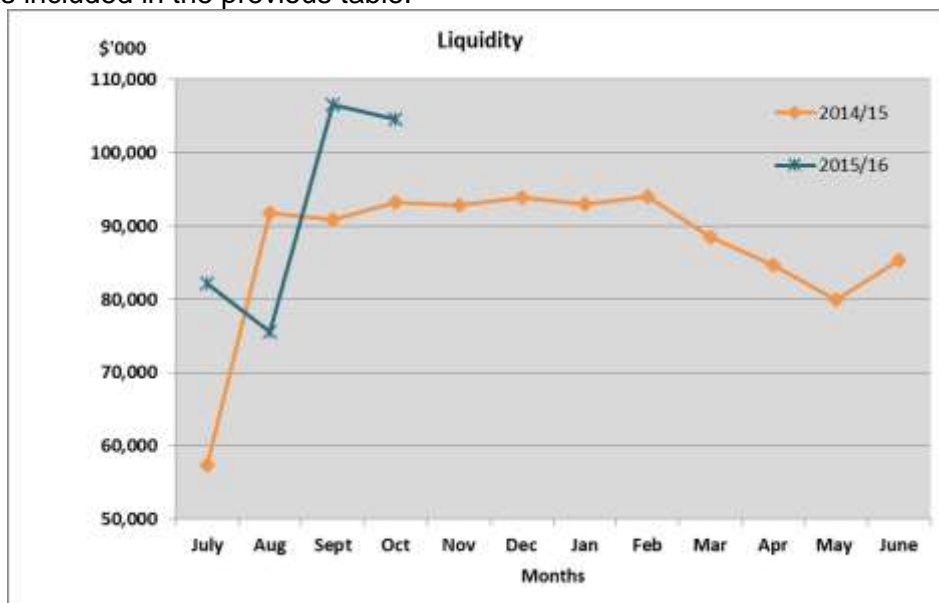
Cash and Investments

Institution	Accounts	Balance 31 October 2015	Interest %	Investment Term	Maturity
WBC	Maxi Cash Reserve	26,355,469	1.70	At Call	
NAB	Reserve Term Deposits	5,008,137	2.97	3 months	Jan-16
NAB	Reserve Term Deposits	5,007,397	2.70	2 months	Dec-15
NAB	Reserve Term Deposits	5,241,594	2.95	5 months	Mar-16
ANZ	Reserve Term Deposits	40,029,581	3.00	3 months	Jan-16
ANZ	Muni Term Deposits	15,011,093	3.00	3 months	Jan-16
WBC	Municipal (Transactional)	1,035,821	1.51	At Call	
WBC	Maxi Cash Municipal	5,267,848	1.85	At Call	
N/A	Cash on Hand	18,405	0.00		
	Total	102,975,345			

* The balance of all Term Deposits includes interest accrued to 31 October 2015.



The Reserve Bank cash rate (overnight money market interest rate) remained unchanged at 2% during October. The Municipal funds held with Westpac Bank continue to earn 1.51% interest on balances between \$1,000,000 and \$5,000,000 in the everyday account and 1.85% on the Maxi-Direct Muni Account to maximise interest earnings. Several investments that matured during the month of October were subsequently reinvested for varying periods of time as included in the previous table.



The liquidity graph for 2015/16 demonstrates a decrease in liquidity from September. This decrease is due to an increase in supplier invoices paid in October, including for progress claims made toward the construction of the Dampier Community Hub and the reconstruction of Coolawayah Road.

The financial statements for the reporting period are provided as an attachment in the form of:

- Rate Setting Statement;
- Operating Revenue and Expenses Variance Commentary by Nature & Type;
- Operating and Capital Variance Commentary by Program Area;
- Net Current Asset Position;
- Statement of Financial Position (Balance Sheet);
- Cash and Cash Equivalent Note;
- Schedule of Divisional Financial Activity.

LEVEL OF SIGNIFICANCE

Financial integrity is essential to the operational viability of the Council but also as the custodian of community assets and service provision. An ability to monitor and report on financial operations, activities and capital projects is imperative to ensure that financial risk is managed at acceptable levels of comfort.

The ability for the City of Karratha to remain financially sustainable is a significant strategy for a region that is continually under pressure from the resources industry, private enterprise and State Government obligations for the ongoing development of infrastructure and services.

COUNCILLOR/OFFICER CONSULTATION

Executives and Management have been involved in monthly reviews of their operational and departmental budgets and notifying the Financial Services team of trends and variances arising from their operational areas.

COMMUNITY CONSULTATION

No community consultation is required.

STATUTORY IMPLICATIONS

In accordance with the *Local Government Act 1995* and *Local Government (Financial Management) Regulations 1996*, a Statement of Financial Activity is required to be presented to Council as a minimum requirement.

Section 6.4 of the *Local Government Act 1995* provides for the preparation of financial reports.

In accordance with Regulation 34 (5), a report must be compiled on variances greater than the materiality threshold adopted by Council of \$50,000 or 10% whichever is the greater. As this report is composed at a program level, variance commentary considers the most significant items that comprise the variance.

POLICY IMPLICATIONS

The Council's financial reporting is prepared in accordance with Accounting Policy CF1. This is reviewed periodically to ensure compliance with legislative and statutory obligations.

FINANCIAL IMPLICATIONS

The report represents the financial position of the Council at the end of October 2015 with a current full year surplus budget position of \$8,391,952 (comprising \$59,279 unrestricted surplus and \$8,332,673 restricted surplus) and actual surplus position of \$48,070,582 (comprising \$39,737,909 unrestricted surplus and \$8,332,673 restricted surplus). The restricted balance comprises PUPP service charges levied in 2014/15 and expected to be pending payment as at 30 June 2016 (either by instalment options or outstanding). The unrestricted surplus year to date reported of \$39,737,909 is largely due to transfers to and

from reserve as well as timing differences relating to significant infrastructure projects and their related funding.

STRATEGIC IMPLICATIONS

This item is relevant to the Council’s approved Strategic Community Plan 2012-2022 and Corporate Business Plan 2012-2016. In particular the Operational Plan 2015-2016 provided for this activity:

- Our Program: 4.d.1.3 Provide transparent and accountable financial information required by the Local Government Act, Code of Accounting Practice, Australian Accounting Standards and Local Government Regulations
- Our Services: 4.d.1.3.1 Prepare the Financial Statements and Reports to Council.

RISK MANAGEMENT CONSIDERATIONS

Astute financial management backed by strong internal controls, policies and monitoring will ensure risks are assessed regularly and managed appropriately. Expenditure and revenue streams are monitored against approved budgets by management and the financial team with material variances being reported. It is incumbent on all managers that any perceived extraordinary variances that have, or likely to have, occurred are escalated immediately for consideration by Executive and/or Council.

IMPACT ON CAPACITY

There is no impact on capacity or resourcing to carry out the Officer’s recommendation.

RELEVANT PRECEDENTS

This is a routine process alerting Council of the current financial position of the City of Karratha.

VOTING REQUIREMENTS

Simple Majority

OPTIONS:

Option 1

As per the Officer’s recommendation.

Option 2

That Council by SIMPLE Majority pursuant to Section 6.4 of the *Local Government Act 1995* and Regulation 34 of the *Local Government (Financial Administration) Regulations 1996* RESOLVES to:

1. RECEIVE the Financial Reports for the financial period ending 31st October 2015; and
2. APPROVE the following actions:
 - a) _____
 - b) _____

Option 3

That Council by SIMPLE Majority pursuant to Section 6.4 of the *Local Government Act 1995* and Regulation 34 of the *Local Government (Financial Administration) Regulations 1996* RESOLVES to NOT RECEIVE the Financial Report for the financial period ending 31st October 2015

CONCLUSION

Council is obliged to receive the monthly financial reports as per statutory requirements. Details in regards to the variances and the commentary provided are to be noted as part of the report.

OFFICER'S RECOMMENDATION / COUNCIL RESOLUTION

Res No : 153316
MOVED : Cr Lally
SECONDED : Cr Harris

That Council by SIMPLE Majority pursuant to Section 6.4 of the *Local Government Act 1995* and Regulation 34 of the *Local Government (Financial Administration) Regulations 1996* RESOLVES to RECEIVE the Financial Reports for the financial period ending 31st October 2015.

CARRIED

FOR : Cr Long, Cr Lally, Cr Bailey, Cr Bertling, Cr Cucel, Cr Harris, Cr Parsons, Cr Scott, Cr Smeathers, Cr Vandenberg, Cr White-Hartig
AGAINST : Nil

City of Karratha							
Notes To And Forming Part Of The Financial Statements							
for the period ending 31 October 2015							
	Original Budget	Amended Budget	Budget YTD	Actual YTD	Material Variance >=10%	\$50,000 or more	2014/15
	\$	\$		\$	%	\$	\$
Operating Revenue And Expenses Classified According To Nature And Type							
Revenues from Operations							
Rates	41,263,058	41,263,058	40,884,200	40,787,029	-	(97,171)	40,113,562
Fees and Charges	44,906,454	44,906,454	15,599,122	15,256,434	-	(342,688)	74,452,629
Operating Grant, Subsidies and Contributions	10,755,868	10,755,868	7,421,639	7,364,256	-	(57,383)	77,576,298
Interest Earned	3,333,891	3,333,891	1,076,715	928,997	-13.72%	(147,718)	3,576,356
Proceeds/Realisation	0	0	0	(0)	-	-	0
All Other	500,239	500,239	110,302	551,813	400.27%	441,511	2,633,867
Total	100,759,510	100,759,510	65,091,978	64,888,530	-	(203,449)	198,352,712
Expenses from Operations							
Employee Costs	(36,502,549)	(36,502,549)	(11,950,171)	(11,807,552)	-	142,619	(33,608,639)
Materials and Contracts	(25,355,482)	(26,932,214)	(7,255,025)	(6,524,634)	-10.07%	730,391	(31,298,837)
Utilities (gas, electricity, water etc)	(3,793,942)	(3,793,942)	(1,163,168)	(1,073,686)	-	89,482	(3,946,514)
Interest Expenses	0	0	0	0	-	-	0
Depreciation	(11,116,452)	(11,116,452)	(3,704,692)	(1,002,089)	-72.95%	2,702,603	(12,711,352)
Insurance Expenses	(1,396,264)	(1,396,264)	(1,382,864)	(1,407,359)	-	-	(1,606,065)
Other Expenses	(3,458,421)	(3,446,421)	(1,247,519)	(929,069)	-25.53%	318,450	(3,891,514)
Total	(81,623,110)	(83,187,842)	(26,703,439)	(22,744,390)		3,959,049	(87,062,922)
Non Operating Grants, Subsidies and							
Contributions	23,018,202	21,704,493	4,364,954	5,049,528	15.68%	684,574	9,313,340
Profit On The Sale Of Assets	39,058	39,058	0	11,589	-	-	91,170
Loss On Asset Disposal	(30,420)	(30,420)	(4,868)	(15,427)	-	(10,559)	(653,689)
Fair value adjustments to financial assets at fair value through profit or loss	-	-	-	-	-	-	(57,730)
Change In Net Assets From Operations	42,163,240	39,284,799	42,748,625	47,189,830			119,982,881

In accordance with the materiality threshold adopted by Council for the reporting of variances in Operating Revenue and Expenses classified according to nature and type, the following comments are made to provide an explanation of these variances. Further detail is provided later in this report in the variance commentary by Program for the Rate Setting Statement.

Variance Commentary by Nature & Type

Revenues from Operations	Material Variance		Significant Items	
Interest Earned	-13.72%	147,718	147,718	▼ Various Reserves under budget in interest due to variances in closing balances for previous year.
All Other	400.27%	441,511	158,000	▲ Over budget in Contributions- Parks and Gardens due to timing difference relating to WaterCorp reimbursement for tree reinstatement on Balmoral Rd.
			150,223	▲ Over budget in Insurance Contributions due to final cyclone reimbursement received.
			133,288	▲ Over budget across several areas including Bank Charges, Emergency Services Levies and Donations.
Expenses from Operations	Material Variance		Significant Items	
Materials and Contracts	-10.07%	730,391	215,874	▲ Under budget in Kta Airport - Airside Mtce Exp
			200,000	▲ Under budget in Road Trees Maintenance
			116,061	▲ Under budget in Wickham Recreation Facility Grounds-Oval & Hardcourt Mtce
			99,280	▲ Under budget in Roebourne/Wickham Community Activities
			96,511	▲ Under budget in Kta Airport-Landside Mtce Exp
Depreciation	-72.95%	2,702,603	2,718,749	▲ Under budget in Depreciation in Infrastructure and Buildings- Unable to be processed due to finalisations of MyData year end processes (refer non-cash item variance)
Other Expenses	-25.53%	318,450	158,450	▲ Various underspends across different programmes.
			110,000	▲ Under budget in Contribution To Pilbara Regional Council, amendment included in budget review.
			50,000	▲ Under budget in Karratha And Districts Chamber Of Commerce And Industry Funding Agreement
Non- Operating Revenue	Material Variance			
Non- Operating Grants, Subsidies and Contributions	-15.68%	684,574	4,000,000	▲ Over budget in Rio Tinto and KCC Contrib-Dampier Community Hub
			157,500	▼ Under budget in DFES Contrib - Bushfire Units
			185,175	▼ Under budget in Contributions-Beaches & Foreshore Works
			1,206,070	▼ Under budget in Contributions - Effluent System Upgrades
			1,779,181	▼ Under budget in Local Govt Programs - Road Projects Grants

City of Karratha							
Rate Setting Statement							
for the period ending 31 October 2015							
Rate Setting Statement	Original Budget	Amended Budget	Year to Date Budget	Year To Date Actual	Material Variance >=10%	\$50,000 or more	Impact on Surplus
	\$	\$	\$	\$	%	\$	
Operating							
Revenues (Sources)							
General Purpose Funding (excluding Rates)	6,663,088	6,663,088	2,183,607	1,596,027	-26.91%	(587,580)	↓
Governance	252,530	252,530	89,752	118,925	32.50%	-	
Law, Order And Public Safety	547,365	547,365	312,665	148,023	-52.66%	(164,642)	↓
Health	165,200	165,200	49,250	77,799	57.97%	-	
Education and Welfare	58,920	58,920	19,640	36,894	87.85%	-	
Housing	1,269,099	1,269,099	969,735	162,805	-83.21%	(806,930)	↓
Community Amenities	19,953,978	17,468,978	7,431,448	5,326,134	-28.33%	(2,105,314)	↓
Recreation And Culture	20,400,565	21,204,594	6,740,794	11,060,819	64.09%	4,320,024	↑
Transport	32,794,777	33,162,039	10,581,051	10,239,497	-	(341,554)	↓
Economic Services	442,790	442,790	192,990	186,622	-	-	
Other Property And Services	5,400	5,400	1,800	209,074	11515.20%	207,274	↑
	82,553,712	81,240,003	28,572,732	29,162,618	-	589,886	
Expenses (Applications)							
General Purpose Funding	(3,795,500)	(3,795,500)	(98,900)	(118,906)	20.23%	-	
Governance	(3,827,503)	(3,557,235)	(1,106,933)	(963,162)	-12.99%	143,771	↑
Law, Order And Public Safety	(1,722,225)	(1,722,225)	(638,135)	(514,774)	-19.33%	123,361	↑
Health	(1,275,319)	(1,275,319)	(444,497)	(464,162)	-	-	
Education and Welfare	(181,526)	(181,526)	(71,999)	(53,280)	-26.00%	-	
Housing	(474,793)	(474,793)	(229,519)	(194,987)	-15.05%	-	
Community Amenities	(14,741,963)	(14,741,963)	(5,005,058)	(3,989,325)	-20.29%	1,015,733	↑
Recreation And Culture	(31,046,909)	(32,881,909)	(10,645,209)	(9,712,623)	-	932,586	↑
Transport	(21,461,286)	(21,461,286)	(7,071,235)	(5,423,203)	-23.31%	1,648,032	↑
Economic Services	(2,893,856)	(2,893,856)	(1,152,809)	(812,271)	-29.54%	340,538	↑
Other Property And Services	(232,650)	(232,650)	(244,013)	(513,124)	110.29%	(269,111)	↓
	(81,653,530)	(83,218,262)	(26,708,307)	(22,759,817)	-14.78%	3,948,490	
Capital							
Revenue							
Proceeds From Disposal Of Assets	841,000	841,000	285,000	214,015	-24.91%	(70,985)	↓
Tsf From Aerodrome Reserve	693,655	693,655	-	2,424,134	-	2,424,134	↑
Tsf From Royalties for Regions Reserve	-	-	-	-	-	-	
Tsf From Plant Replacement Reserve	766,000	766,000	-	-	-	-	
Tsf From Infrastructure Reserve	2,245,744	3,204,447	-	1,827,585	-	1,827,585	↑
Tsf From Partnership Reserve	18,870,646	18,870,646	676,000	2,158,500	219.30%	1,482,500	↑
Tsf From Waste Management Reserve	49,222	49,222	-	-	-	-	
Tsf From Housing Reserve	-	-	-	-	-	-	
Tsf From Public Open Space Reserve	-	-	-	-	-	-	
Tsf From Aged Persons Homes Reserve	75,920	75,920	75,920	-	-100.00%	(75,920)	↓
Tsf From Dampier Drainage Reserve	-	-	-	-	-	-	
Tsf From Walkington Theatre Reserve	-	-	-	-	-	-	
Tsf From Junior Sport Reserve	-	-	-	-	-	-	
Tsf From Workers Comp Reserve	-	-	-	-	-	-	
Tsf From Employee Entitlements Reserve	-	-	-	-	-	-	
Tsf From Community Development Reserve	325,000	325,000	325,000	-	-100.00%	(325,000)	↓
Tsf From Mosquito Control Reserve	-	-	-	-	-	-	
Tsf From Medical Services Assistance Reserve	-	-	-	-	-	-	
Tsf From Carry Forward Budget Reserve	363,384	2,848,384	363,384	1,456,253	300.75%	1,092,869	↑
Tsf From Restricted Funds Reserve	-	-	-	-	-	-	
Tsf From History & Cultural Publications	-	-	-	-	-	-	
Tsf From Pilbara Underground Power Reserve	3,600,000	3,600,000	-	-	-	-	
Restricted Funds Utilised	-	-	-	-	-	-	
Tsf From Restricted Cash Unspent Grants/Contributions	-	-	-	-	-	-	
New Loans Raised	-	-	-	-	-	-	
Other Loan Principal Income	237,260	237,260	-	-	-	-	
Repayments Of Self Supporting Loans	6,166	6,166	3,083.00	3,083.14	-	-	
Repayments Of Interest Free Loans To Local Groups	-	-	-	-	-	-	
	28,073,997	31,517,700	1,728,387	8,083,570	367.69%	6,355,183	

City of Karratha							
Rate Setting Statement							
for the period ending 31 October 2015							
Rate Setting Statement	Original Budget	Amended Budget	Year to Date Amended Budget	Year To Date Actual	Material Variance >=10%	\$50,000 or more	Impact on Surplus
	\$	\$	\$	\$	%	\$	
Expenses							
Purchase Of Assets - Land	-	-	-	-	-	-	-
Purchase Of Assets - Artwork	-	-	-	-	-	-	-
Purchase Of Assets - Buildings	(24,247,855)	(24,246,861)	(13,229,198)	(8,301,205)	-37.25%	4,927,993	↑
Purchase Of Assets - Equipment	(117,500)	(117,500)	(117,500)	(24,655)	-79.02%	92,845	↑
Purchase Of Assets - Furniture & Equipment	(386,026)	(386,026)	(109,926)	(7,694)	-93.00%	102,232	↑
Purchase Of Assets - Plant	(3,399,000)	(3,399,000)	(1,024,000)	(627,450)	-38.73%	396,550	↑
Purchase Of Assets - Infrastructure	(15,903,573)	(25,084,597)	(9,059,003)	(5,564,505)	-38.57%	3,494,498	↑
Loan Principal Repayments	-	-	-	-	-	-	-
Tsf To Aerodrome Reserve	(171,168)	(171,168)	(57,056)	(25,123)	-55.97%	-	-
Tsf To Dampier Drainage Reserve	(10,000)	(10,000)	-	-	-	-	-
Tsf To Plant Replacement Reserve	(1,234,856)	(1,234,856)	(30,836)	(15,158)	-50.84%	-	-
Tsf To Walkington Theatre Reserve	(1,032)	(1,032)	(344)	(250)	-27.37%	-	-
Tsf To Workers Compensation Reserve	(85,878)	(85,878)	(7,748)	(4,568)	-41.05%	-	-
Tsf To Royalties for Regions Reserve	-	-	-	-	-	-	-
Tsf To Infrastructure Reserve	(13,863,191)	(13,863,191)	(546,454)	(227,916)	-58.29%	318,538	↑
Tsf To Partnership Reserve	(10,217,192)	(10,217,192)	(4,084,906)	(5,036,434)	23.29%	(951,528)	↓
Tsf To Waste Management Reserve	(551,604)	(551,604)	(183,868)	(157,069)	-14.58%	-	-
Tsf To Housing Reserve	(11,028)	(11,028)	(3,676)	(1,906)	-48.15%	-	-
Tsf To Aged Persons Home Reserve	-	-	-	(503)	-	-	-
Tsf To Junior Sport Reserve	-	-	-	-	-	-	-
Tsf To Public Open Space Reserve	-	-	-	-	-	-	-
Tsf To Mosquito Control Reserve	(762)	(762)	(64)	(51)	-19.64%	-	-
Tsf To History & Cultural Publications Reserve	-	-	-	-	-	-	-
Tsf To Employee Entitlements Reserve	(2,349,594)	(2,349,594)	(27,648)	(28,678)	-	-	-
Tsf To Community Development Reserve	(161,784)	(161,784)	(3,928)	(3,920)	-	-	-
Tsf To Pilbara Underground Power Reserve	(4,833,085)	(4,833,085)	(124,332)	(1,033,893)	731.56%	(909,561)	↓
Tsf To Medical Services Assistance Package Reserve	(57,588)	(57,588)	(3,196)	(2,335)	-26.95%	-	-
Tsf To Carry Forward Budget Reserve	(9,314,000)	(668,954)	-	-	-	-	-
Tsf To Restricted Funds Reserve	-	-	-	-	-	-	-
Interest Free Loan Principal	-	-	-	-	-	-	-
Tsf of Unbudgeted Muni Restricted Cash	-	-	-	-	-	-	-
Income Set Aside As Restricted Funds	-	-	-	-	-	-	-
	(86,916,716)	(87,451,700)	(28,613,683)	(21,063,313)	-26.39%	7,550,370	
Adjustment For Non Cash Items							
Depreciation	11,116,452	11,116,452	3,704,692	1,002,089	-72.95%	(2,702,603)	↓
Movement in Employee Benefit Provisions	-	-	-	-	-	-	-
Movement in Accrued Interest	-	-	-	-	-	-	-
Movement in Accrued Salaries & Wages	-	-	-	(1,078,772)	-	(1,078,772)	↓
Movement in Deferred Pensioner Rates	-	-	-	-	-	-	-
(Profit) / Loss On Disposal Of Assets	(8,638)	(8,638)	4,868	3,838	-21.16%	-	-
	11,107,814	11,107,814	3,709,560	(72,845)	-101.96%	(3,782,405)	
Restricted Balance BFWD - Pilbara Underground Power	12,499,009	12,499,009	12,499,009	12,499,009	-	-	
Unrestricted Surplus Brought Forward 1 July	1,434,330	1,434,330	1,434,330	1,434,330	-	-	
Amount Raised From Rates	41,263,058	41,263,058	40,884,200	40,787,029	-	(97,171)	
Restricted Balance - Pilbara Underground Power	8,332,673	8,332,673	8,332,673	8,332,673			
Surplus / (Deficit)	29,001	59,279	25,173,555	39,737,909		14,564,353	

In accordance with the materiality threshold adopted by Council for the reporting of variances by program in the Rate Setting Statement, the following comments are made to provide an explanation of these variances.

Variance Commentary by Program

Revenues from Operations	Material Variance		Significant Items	
General Purpose Funding	-26.91%	587,580	405,141	▼ Financial Assistance Grant-Advance Payment of 2015/16 FAG received in June, budget to be amended at review.
			85,352	▼ Back Rates-Significant credit to a property due to valuation objection.
Law, Order and Public Safety	-52.66%	164,642	162,112	▼ DFES Contrib - Bushfire Units-addition of training room not approved by DFES in ESL Grant funding.
Housing	-83.21%	806,930	820,053	▼ Grants & Contributions - Corporate Services Admin - PRC reimbursement via CLGF funding relating to Karratha LazyLands.
Community Amenities	-28.33%	2,105,314	1,774,760	▼ Contributions - Effluent System Upgrades-Next R4R claim pending staged completion of construction works. Adjusted in November Budget review.
			146,690	▼ Contaminated Waste Disposal Fees-Less contaminated waste received than forecast - reduction of \$212,000 made in Nov budget review
			55,600	▼ Contributions to Strategic Planning Office-Draft LPS has not been approved by WAPC for public advertising, which needs to occur before City can claim last NPP funding instalment. Approval expected by January 2015
Recreation and Culture	64.09%	4,320,024	1,900,000	▲ Rio Tinto and KCC Contrib-Dampier Community Hub-\$1M DCH Operations received, not previously budgeted. \$900K DCH received earlier than anticipated.
			527,144	▲ Arts & Culture Program - Events Income-RTIO funds for A&C programs received 2 months in advance.
			500,000	▲ Rio Tinto and KCC Contribution-Pship Mgmt Team- Beautification payment received earlier than anticipated
			464,519	▲ Grants & Contributions - Ovals
			373,317	▲ Grants - Community Infrastructure Wellbeing Project
			279,956	▲ Red Earth Arts Festival - Income
			158,000	▲ Contributions-Parks & Gardens-Catrrall Park re-instatement works currently in progress, remainder of Balmoral Rd planting and irrigation works to follow ERS installation in these areas.
			145,426	▲ Special Youth Projects Income
Other Property and Services	11515.20%	207,274	150,223	▲ Insurance Contributions Cash Settlement Monies Capital-Timing difference - final reimbursement relating to Cyclone Christine, no further reimbursements to be received
Expenses from Operations	Material Variance		Significant Items	
Governance	-12.99%	143,771	98,642	▲ Depreciation-Corp Services
			59,521	▲ Office Expenses-Governance
Law, Order and Public Safety	-19.33%	123,361	62,500	▲ Roebourne Cctv & Lighting- Revised specification to contractor, awaiting new report before committing to spend
			60,861	▲ Various underspends across Ranger Services, Community Safety and Emergency Services.
Community Amenities	-20.29%	1,015,733	376,319	▲ Various underspends in salaries, wages and overheads across sites and allocations
			191,882	▲ Drainage Maintenance-Program partially commenced however cyclone clean up now in progress and returning to drainage till January.
			191,186	▲ Rubbish Collection Parks, Open Spaces & Events-Addressed in Nov Budget Review
			167,095	▲ Trade/Commercial Refuse Collection-Addressed in Nov Budget Review
			89,251	▲ Wickham Transfer Station Costs-Addressed in Nov Budget Review
Transport	-23.31%	1,648,032	715,261	▲ Depreciation- KTA Airport
			229,840	▲ Kta Airport - Airside Mtce Exp-Change to airside schedule of works programme for crack patching, fencing and electrical works. Reforecast cash flow in budget review.
			213,434	▲ Road Trees Maintenance-Catrrall Park re-instatement works currently in progress, remainder of Balmoral Rd planting and irrigation works to follow ERS installation in these areas.
			153,822	▲ KTA Airport - Office Expenses-15/16 Insurance Property Premium payment have been less than anticipated at budget time. Amendment addressed in budget review. Cash flow reduced by \$157K.
			123,258	▲ Employment Costs-Fleet & Plant-Currently operating with 2 x full time vacancies
			96,235	▲ Kta Airport-Landside Mtce Exp-Change to landside schedule of works programme for kerbing and road works. Reforecast cash flow in budget review.
Economic Services	-29.54%	340,538	168,250	▲ Cont. - Roebourne Tourist Bureau
			99,800	▲ Various underspends across Tourism/Visitors Centre, Rates, Camping Grounds, Events and Festivals, Town Beautification and Building Control
			72,488	▲ Tourism Development
Other Property and Services	110.29%	269,111	413,183	▲ Various underspends in overheads across Waste, Tech Services, Parks and Gardens and Fleet and Plant
			288,753	▲ Less Plant Expenses Allocated-Depreciation
			266,829	▲ Works - Less Allocated To Works
			56,496	▲ Plant-Fuel-Addressed at budget review
			50,264	▼ Plant-Repairs-Addressed at budget review
			53,166	▼ PG - Less Allocated To Works
			68,927	▼ Tech Serv - Employment Costs
			137,674	▼ WM - Less Allocated To Works-Addressed in Nov Budget Review
			144,114	▼ WM - Employment Costs-Addressed in Nov Budget Review
			302,006	▼ Less Allocated To Works

Capital Revenue	Material Variance		Significant Items	
Proceeds from Disposal of Assets	-24.91%	70,985	168,000	▲ Proceeds of Sale- Waste Collection
			97,015	▼ Various Proceeds received above budget across Parks & Gardens, Tech Services, Roads & Streets, Vehicles & Plants, Landfill and Animal Control.
Transfer From Partnership Reserve	219.30%	1,482,500	1,482,500	▲ Transfer from Partnership Reserve-Transferred funds earlier for DCH Pindan claim.
Transfer from Aged Persons Homes Reserve	-100.00%	75,920	75,920	▼ Transfer from Aged Persons Homes Reserve processed in November as per annual budget.
Transfer From Community Development Reserve	-100.00%	325,000	325,000	▼ Transfer from Community Development Reserve- Transfer not yet processed pending associated expenditure.
Transfer from Carry Forward Budget Reserve	300.75%	1,092,869	1,456,253	▲ Transfer From Carry Forward Budget Reserve-Transfer of Advance payment of Financial Assistance Grant, budget to be amended at review
			140,609	▼ Transfer From Carry Forward Reserve - Community Safety- Transfer not yet processed pending associated expenditure.
			100,000	▼ Transfer From Carry Forward Reserve - Leisure Projects- Transfer not yet processed pending associated expenditure.
			75,275	▼ Transfer from Carry Forward Reserve- Works- Transfer not yet processed pending associated expenditure.
Capital Expenses	Material Variance		Significant Items	
Purchase of Assets - Buildings	-37.25%	4,927,933	2,168,393	▲ Karratha Airport Terminal Expansion Project-Contractor progress claims have been less than anticipated, these will be taken up in November cash flow amended in budget review
			1,746,271	▲ DCH Capital-Buildings-Project on scheduled however construction progress claims less that anticipated. Adjusted in November Budget Review
			331,970	▲ Karratha Arts & Community Precinct-Consultant payments have not been claimed, expected November, cash flow amended in budget review
			157,464	▲ Buildings- Pt Samson VBFB
			157,453	▲ Building Improvements-Karratha Depot-Works are slightly behind schedule with information to be finalised before releasing the next construction procurement packages and the design brief, cash flow amended in budget review
			131,422	▲ Karratha Leisureplex-Final project contingency moved to May / June in budget review
			125,000	▲ Leisureplex Improvements
			96,000	▲ Staff Housing Improvements-Refurbishment contract commenced in November
Purchase of Assets- Equipment	-79.02%	92,845	57,500	▲ Purchase Equipment-Contractor progress prepayment claim processed in June 15. Final payment of \$25K to come in November. Amendment addressed at Nov budget review. Decreasing allocated budget by \$32.5K
Purchase of Assets- Furniture & Equipment	-93.00%	102,232	72,228	▲ Purchase Computer Equipment-Main computer upgrades procurement rescheduling .
Purchase of Assets- Plant	-38.73%	396,550	380,000	▲ Purchase - Plant-New rubbish truck (P8820) to be delivered this month.
Purchase of Assets- Infrastructure	-38.57%	3,494,498	1,189,331	▲ Back Beach Boat Ramp Reconstruction And Channel Dredging- Adjustment to cash flow in November review
			867,980	▲ Upgrade Effluent Systems-The contractor has been appointed in September as anticipated however will not be onsite until October, this has caused a slight delay in construction costs that will be taken up over Nov and Dec, cash flow amended in budget review
			631,219	▲ Rrg-Coolawanyah Rd-Alteration made in November review
			492,232	▲ Dampier Foreshore Beautification - Stage 1-Adjustment to cash flow November review
			400,000	▲ Searipple Road Bridge-Awaiting invoice from MRWA.
Tsf to Infrastructure Reserve	-58.29%	318,538	268,815	▲ Transfer to Infrastructure Reserve - Emergency Management-Strat Projects - for build of Wickham SES unit
Tsf to Partnership Reserve	23.29%	951,528	1,000,000	▼ Transfer to Partnership Reserve-Lotterywest grant received earlier than budgeted
Tsf to Pilbara Underground Power Reserve	731.56%	909,561	909,561	▼ Transfer to Pilbara Underground Power Reserve-Timing differences in transfers to PUPP reserve - transfer of payments received to date
Non Cash Items	Material Variance		Significant Items	
Depreciation	-72.95%	2,702,603	2,718,749	▲ Under budget in Depreciation in Infrastructure and Buildings- Unable to be processed due to finalisations of MyData year end processes (refer non-cash item variance)

City of Karratha
Notes to the Financial Statements
for the period ending 31 October 2015

Note 1. Net Current Assets	Note	Year to Date Actual	2015/16 Budget Brought Forward 1 July
		\$	\$
Current Assets			
Cash and Cash Equivalents - Unrestricted		21,322,071	1,290,464
Cash and Cash Equivalents - Restricted (Trust)		3,235,441	2,600,906
Cash and Cash Equivalents - Restricted - Reserves		83,294,465	84,089,304
Cash - Restricted Unspent Grants/Contributions		0	4,918
Cash - Restricted Unspent Loans		0	-
Trade and Other Receivables	1	30,366,560	27,401,442
Land held for Resale - Development Costs		524,439	524,251
Inventories		419,695	488,186
Total Current Assets		139,162,671	116,399,471
Current Liabilities			
Trade and Other Payables		4,513,373	16,318,915
Trust Liabilities		3,424,482	2,740,006
Bank Overdraft		0	-
Current Portion of Long Term Borrowings		0	-
Current Portion of Provisions		3,750,144	3,750,144
Total Current Liabilities		11,687,998	22,809,065
Net Current Assets		127,474,673	93,590,407
Less			
Cash and Cash Equivalents - Restricted - Reserves		(83,294,465)	(84,089,304)
Loan repayments from institutions		232,215	232,215
Movement in Accruals (Non-Cash)			485,034
Land Held for Resale		(524,439)	-
Cash - Restricted Unspent Grants/Contributions		0	4,918
Restricted Balance - Pilbara Underground Power		(12,499,009)	-
Add back			
Current Loan Liability		-	-
Cash Backed Employee Provisions		3,786,466	2,302,189
Current Provisions funded through salaries budget		4,562,468	537,567
Net Current Asset Position		39,737,909	13,063,025

Note Explanation:

1) Total Trade and Other Receivables	16,346,158
Total Rates Debtors Outstanding	14,020,402

City of Karratha
Statement of Financial Position
for the period ending 31 October 2015

Note 2: Statement of Financial Position	2015/16	2014/15
	\$	\$
Current Assets		
Cash On Hand	18,405	18,705
Cash and Cash Equivalents - Unrestricted	21,303,666	1,271,759
Cash and Cash Equivalents - Restricted (Trust)	3,235,441	2,600,908
Cash and Cash Equivalents - Restricted (Unspent Grants/Cont.)	0	4,918
Cash and Cash Equivalents - Restricted (Reserves/Muni)	83,294,465	84,089,304
Trade and Other Receivables	30,366,560	27,401,442
Inventories	944,134	1,012,437
Total Current Assets	139,162,671	116,399,473
Non-Current Assets		
Trade and Other Receivables	547,812	547,812
Property, Plant and Equipment	205,700,871	213,137,211
Infrastructure	536,655,979	515,914,073
Total Non-Current Assets	742,904,661	729,599,096
Total Assets	882,067,332	845,998,569
Current Liabilities		
Bank Overdrafts	0	0
Trade and Other Payables	4,513,373	16,318,915
Trust Liabilities	3,424,482	2,740,006
Long Term Borrowings	0	0
Provisions	3,750,144	3,750,144
Total Current Liabilities	11,687,998	22,809,065
Non-Current Liabilities		
Long Term Borrowings	0	0
Provisions	705,663	705,663
Total Non-Current Liabilities	705,663	705,663
Total Liabilities	12,393,662	23,514,728
Net Assets	869,673,671	822,483,841
Equity		
Accumulated Surplus	400,530,785	355,610,405
Revaluation Surplus	392,825,228	381,507,840
Reserves	76,317,658	85,365,595
Total Equity	869,673,671	822,483,841

City of Karratha
Statement Of Financial Activity
for the period ending 31 October 2015

Note 3: Cash and Cash Equivalents	2015/16
	\$
Unrestricted Cash	
Cash On Hand	18,405
Westpac on call	6,303,669
Term deposits - Westpac / WATC	0
Term deposit - Westpac	<u>14,999,997</u>
	<u>21,322,071</u>
Restricted Cash	
Reserve Funds	83,294,465
Restricted Unspent Grants	0
Westpac - Trust	<u>3,235,441</u>
	<u>86,529,907</u>
Total Cash	<u><u>107,851,977</u></u>

Note 4				
City of Karratha				
Notes To And Forming Part Of The Financial Statements				
by Divisions by Activities				
for the period ending 31 October 2015				
	2015/2016 Budget	2015/2016 Amended	2015/2016 Year To Date Budget	2015/2016 Actual To Date
	\$	\$	\$	\$
Note: Material Variance is Year to Date Amended Budget to Year to Date Actual (=> 10% or => \$50,000)				
EXECUTIVE SERVICES				
Net (Cost) Revenue to Council for Members of Council	(696,912)	(696,912)	(235,320)	(297,888)
Net (Cost) Revenue to Council for Executive Admin	(750,002)	(750,002)	(246,556)	(297,107)
CORPORATE SERVICES				
Net (Cost) Revenue to Council for Rates	38,260,511	38,260,511	41,341,453	41,302,599
Net (Cost) Revenue to Council for General Revenue	(12,188,601)	(12,188,601)	757,822	969,407
Net (Cost) Revenue to Council for Financial Services	(2,195,397)	(2,195,397)	(699,585)	(733,334)
Net (Cost) Revenue to Council for Corporate Services Admin	7,163,390	7,361,390	1,953,117	2,618,153
Net (Cost) Revenue to Council for Human Resources	(1,841,611)	(1,841,611)	(600,802)	(698,966)
Net (Cost) Revenue to Council for Governance & Organisational Strategy	(1,378,284)	(1,378,284)	(458,241)	(378,488)
Net (Cost) Revenue to Council for Information Services	(1,908,937)	(1,908,937)	(705,734)	(663,126)
Net (Cost) Revenue to Council for Television & Radio Services	(13,566)	(13,566)	(658)	(863)
Net (Cost) Revenue to Council for Business Improvement Process	(15,800)	(15,800)	0	0
Net (Cost) Revenue to Council for Staff Housing	901,019	901,019	807,788	(21,990)
Net (Cost) Revenue to Council for Public Affairs	(574,932)	(574,932)	(205,510)	(181,841)
COMMUNITY SERVICES				
Net (Cost) Revenue to Council for Rio Tinto Partnership	16,086,600	16,086,600	(32,858)	2,858,141
Net (Cost) Revenue to Council for Aged Persons Housing	75,920	75,920	75,920	0
Net (Cost) Revenue to Council for Community Development	(2,355,151)	(2,355,151)	(801,440)	(597,185)
Net (Cost) Revenue to Council for Youth Development	127,100	127,100	(20,150)	180,806
Net (Cost) Revenue to Council for Other Culture	(109,243)	(109,243)	(35,654)	(11,391)
Net (Cost) Revenue to Council for Arts & Culture Program	(152)	(152)	(152)	(176)
Net (Cost) Revenue to Council for Community Sponsorship	(911,425)	(911,425)	26,588	(22,333)
Net (Cost) Revenue to Council for Daycare Centres	(68,389)	(68,389)	(34,286)	(33,646)
Net (Cost) Revenue to Council for Child Health Clinics	(18,022)	(18,022)	(8,726)	(8,941)
Net (Cost) Revenue to Council for Karratha Entertainment Centre	(52,222)	(52,222)	(17,478)	1,311
Net (Cost) Revenue to Council for Karratha Aquatic Centre	0	0	0	0
Net (Cost) Revenue to Council for Roebourne Aquatic Centre	(732,423)	(732,423)	(420,151)	(205,465)
Net (Cost) Revenue to Council for Libraries	(1,636,867)	(1,636,867)	(549,441)	(593,335)
Net (Cost) Revenue to Council for Cossack Operations	(699,616)	(699,616)	(164,339)	(143,791)
Net (Cost) Revenue to Council for Ovals & Hardcourts	(966,077)	(966,077)	(443,828)	101,239
Net (Cost) Revenue to Council for Karratha Bowling & Golf	(699,991)	(772,259)	(60,885)	(192,610)
Net (Cost) Revenue to Council for Pavilions & Halls	(1,338,381)	(1,338,381)	(299,642)	(360,707)
Net (Cost) Revenue to Council for Leisure Projects	(1,264,690)	(1,264,690)	(756,188)	(224,374)
Net (Cost) Revenue to Council for Playgrounds	(471,976)	(471,976)	(89,824)	(126,559)
Net (Cost) Revenue to Council for Medical Services	58,465	58,465	18,447	28,815
Net (Cost) Revenue to Council for Other Buildings	(91,451)	(91,451)	(49,006)	(48,834)
Net (Cost) Revenue to Council for The Youth Shed	(1,203,674)	(1,203,674)	(404,001)	(418,162)
Net (Cost) Revenue to Council for Youth Centres	(3,876)	(3,876)	(1,292)	(2,151)
Net (Cost) Revenue to Council for Karratha Leisureplex	(5,384,214)	(5,384,214)	(2,051,798)	(1,654,960)
Net (Cost) Revenue to Council for Pam Buchanan Family Centre	(88,876)	(88,876)	(47,214)	(32,504)
Net (Cost) Revenue to Council for Events & Festivals	(1,116,136)	(1,116,136)	(868,436)	(351)
Net (Cost) Revenue to Council for Dampier Community Hub	(13,178,086)	(13,178,086)	(5,718,327)	(3,999,209)
Net (Cost) Revenue to Council for Other Buildings (Leisure)	52,150	52,150	0	53,732
Net (Cost) Revenue to Council for Wickham Recreation Precinct	(583,502)	(583,502)	235,875	(20,117)
Net (Cost) Revenue to Council for Wickham Community Hub	612,608	612,608	(203,974)	(135,231)

City of Karratha				
Notes To And Forming Part Of The Financial Statements				
by Divisions by Activities				
for the period ending 31 October 2015				
	2015/2016 Budget	2015/2016 Amended	2015/2016 Year To Date Budget	2015/2016 Actual To Date
DEVELOPMENT & REGULATORY SERVICES				
Net (Cost) Revenue to Council for Emergency Services	(763,610)	(763,610)	(279,458)	(123,995)
Net (Cost) Revenue to Council for Ranger Services	(1,257,307)	(1,257,307)	(481,405)	(364,537)
Net (Cost) Revenue to Council for Tourism/Visitors Centres	(727,720)	(727,720)	(405,220)	(163,169)
Net (Cost) Revenue to Council for Community Safety	(225,910)	(225,910)	(74,732)	(28,163)
Net (Cost) Revenue to Council for Economic Development	(467,492)	(467,492)	(260,046)	(187,439)
Net (Cost) Revenue to Council for Camping Grounds	75,684	75,684	51,068	48,766
Net (Cost) Revenue to Council for Building Control	(451,062)	(451,062)	(146,142)	(122,146)
Net (Cost) Revenue to Council for Health Services	(1,005,815)	(1,005,815)	(343,243)	(342,025)
Net (Cost) Revenue to Council for Town Planning	(1,411,291)	(1,411,291)	(488,997)	(418,969)
Net (Cost) Revenue to Council for Strategic Planning	(1,434,044)	(1,434,044)	(266,429)	(117,532)
Net (Cost) Revenue to Council for Development Services	(53,600)	(53,600)	(17,700)	(9,087)
INFRASTRUCTURE SERVICES				
Net (Cost) Revenue to Council for Depots	(1,014,524)	(1,014,524)	(612,046)	(467,013)
Net (Cost) Revenue to Council for Public Services Overheads	1,116,413	1,116,413	368,336	343,790
Net (Cost) Revenue to Council for Fleet & Plant	3,481	3,481	44,089	458,991
Net (Cost) Revenue to Council for Roads & Streets	(4,051,115)	(4,021,831)	(2,199,263)	(694,585)
Net (Cost) Revenue to Council for Parks & Gardens	(1,604,655)	(1,604,655)	(542,611)	(290,358)
Net (Cost) Revenue to Council for Drainage	(752,387)	(752,387)	(350,426)	(130,291)
Net (Cost) Revenue to Council for Footpaths & Bike Paths	(1,277,200)	(1,277,200)	(226,325)	(284,402)
Net (Cost) Revenue to Council for Effluent Re-Use Scheme	(239,736)	(437,736)	402,194	(500,580)
Net (Cost) Revenue to Council for Cemeteries	(151,881)	(151,881)	(51,265)	(25,793)
Net (Cost) Revenue to Council for Public Toilets	(402,892)	(402,892)	(156,180)	(134,177)
Net (Cost) Revenue to Council for Beaches, Boat Ramps, Jetties	(1,456,769)	(1,456,769)	(1,193,187)	(76,262)
Net (Cost) Revenue to Council for Town Beautification	(4,542,436)	(4,542,436)	(1,377,484)	(534,939)
Net (Cost) Revenue to Council for Bus Shelters	(127,000)	(127,000)	(87,000)	(41,505)
Net (Cost) Revenue to Council for Private Works & Reinstatements	0	0	0	3,157
Net (Cost) Revenue to Council for Works Overheads	243,867	243,867	(35,431)	205,794
Net (Cost) Revenue to Council for Parks & Gardens Overheads	1,023,529	1,023,529	403,967	297,104
Net (Cost) Revenue to Council for Disaster Preparation & Recovery	(284,140)	(284,140)	0	(108,356)
Net (Cost) Revenue to Council for Tech Services	(3,690,863)	(3,690,863)	(1,195,786)	(1,481,122)
Net (Cost) Revenue to Council for Tech Services Overheads	0	0	0	0
Net (Cost) Revenue to Council for SP & Infrastructure Services	(32,040)	(32,040)	(10,680)	(7,266)
STRATEGIC BUSINESS PROJECTS				
Net (Cost) Revenue to Council for Project Management	(53,012)	19,256	168,542	(64,825)
Net (Cost) Revenue to Council for Waste Collection	(1,247,495)	(1,247,495)	1,729,576	2,307,260
Net (Cost) Revenue to Council for Landfill Operations	144,600	144,600	138,155	(355,988)
Net (Cost) Revenue to Council for Waste Overheads	1,686,163	1,686,163	514,322	246,913
Net (Cost) Revenue to Council for Karratha Airport	10,069,146	10,069,146	(2,431,235)	2,372,205
Net (Cost) Revenue to Council for Other Airports	(6,839)	(6,839)	(583)	(6,006)

9.2 LIST OF ACCOUNTS OCTOBER 2015

File No:	FM.19
Responsible Executive Officer:	Director Corporate Services
Reporting Author:	Senior Creditors Officer
Date of Report:	27 November 2015
Applicant/Proponent:	Nil
Disclosure of Interest:	Nil
Attachment(s)	Nil

PURPOSE

To advise Council of payments made since the previous Ordinary Council Meeting.

BACKGROUND

Council has given delegated authority that allows the Chief Executive Officer to approve payments from Council's bank accounts either via cheque or through electronic lodgement.

LEVEL OF SIGNIFICANCE

The level of significance for this matter is very high in ensuring trade creditors are compensated for services they provide to the City. These services enable the City to meet the needs and expectations of the community.

COUNCILLOR/OFFICER CONSULTATION

Officers have been involved in the approvals of any requisitions, purchase orders, invoicing and reconciliation matters.

COMMUNITY CONSULTATION

No community consultation is required.

STATUTORY IMPLICATIONS

Payments are to be made in accordance with Part 6, Division 4 of the *Local Government Act 1995* and as per the *Local Government (Financial Management) Regulations 1996*. Payments are to be made through the municipal fund, trust fund or reserve funds. Payments are to be in accordance with approved systems as authorised by the CEO.

POLICY IMPLICATIONS

Staff are required to ensure that they comply under Council Policy CF6 – Purchasing Policy and CF5 - Regional Price Preference Policy (where applicable) and that budget provision is available for any expenditure commitments.

FINANCIAL IMPLICATIONS

Payments are made under delegated authority and are within defined and approved budgets. Payment is made within agreed trade terms and in a timely manner.

Consistent with CF-5 Regional Price Preference Policy 55% of external payments reported for the period were made locally.

STRATEGIC IMPLICATIONS

This item is relevant to the Council's approved Strategic Community Plan 2012-2022 and Corporate Business Plan 2012-2016. In particular the Operational Plan 2015-2016 provided for this activity:

Our Program:	4.d.1.5	Ensure financial accountability
Our Services:	4.d.1.5.2	Ensure value for money in procurement

RISK MANAGEMENT CONSIDERATIONS

Having good terms of trade will reduce the risk of penalties, loss of quality services and contractors, and dissatisfaction amongst the community.

IMPACT ON CAPACITY

There is no impact on capacity or resourcing to carry out the Officer's recommendation.

RELEVANT PRECEDENTS

There are no relevant precedents related to this matter.

VOTING REQUIREMENTS

Simple Majority

OPTIONS:Option 1

As per Officer's recommendation.

Option 2

That Council by SIMPLE Majority pursuant to Sections 6.7 and 6.9 of the *Local Government Act 1995* RESOLVES to ACCEPT payments totalling \$_____ submitted and checked with vouchers, being made up of:

- a) Trust Vouchers: 276 to 278;
- b) EFT38605 to EFT39124 (Inclusive);
- c) Cheque Vouchers 78079 to 78098 (Inclusive);
- d) Cancelled Cheques: EFT38433, EFT38808, EFT38840, EFT38891, 78060;
- e) Direct Debits: DD24397.1 to DD24397.44;
- f) Payroll Cheques \$1,511,376.90; and
- g) with the EXCEPTION OF (as listed)

CONCLUSION

It has been a customary practice that whilst being a leader in the community, we meet our terms of credit as established between suppliers and aspire to obtain discounts where practicable. Payments have been approved by authorised officers in accordance with agreed delegations and policy frameworks.

OFFICER'S RECOMMENDATION / COUNCIL RESOLUTION

Res No : 153317
 MOVED : Cr Harris
 SECONDED : Cr Cucel

That Council by SIMPLE Majority pursuant to Sections 6.7 and 6.9 of the *Local Government Act 1995* RESOLVES to ACCEPT payments totalling \$9,102,981.39 submitted and checked with vouchers, being made up of:

- a) Trust Vouchers: 276 to 278;
- b) EFT38605 to EFT39124 (Inclusive);
- c) Cheque Vouchers 78079 to 78098 (Inclusive);
- d) Cancelled Cheques: EFT38433, EFT38808, EFT38840, EFT38891, 78060;
- e) Direct Debits: DD24397.1 to DD24397.44; and
- f) Payroll Cheques \$1,511,376.90.

CARRIED

FOR : Cr Long, Cr Lally, Cr Bailey, Cr Bertling, Cr Cucel, Cr Harris, Cr Parsons, Cr Scott,
 Cr Smeathers, Cr Vandenberg, Cr White-Hartig
 AGAINST : Nil

Chq/EFT	Date	Name	Description	Amount
276	05.11.2015	Bond Administrator	Rental Security Bond Top Up	162.08
277	18.11.2015	Bond Administrator	Rental Security Bond Top Up	3,336.60
278	19.11.2015	The Karratha Falcons Football & Sporting Club	Refund - Venue Hire FBCC 15/09/2015	1,000.00
EFT38433	29.10.2015	CBRE (C) Pty Ltd	Cancelled Cheque	-2,345.66
EFT38605	04.11.2015	Bornor Gundi Gurrama Aboriginal Corporation	NAIDOC Ball 2015 - Final Payment (Grant Fully Acquitted)	10,158.22
EFT38606	04.11.2015	T F Woollam & Son Pty Ltd T/A Woollam Constructions	KTA Airport Upgrade - Construction Of Karratha Airport Terminal Upgrade Project RFT 27-13/14 / Progress Claim 16	292,802.28
EFT38607	05.11.2015	B Tussler	Refund - Rental Security Bond	100.00
EFT38608	05.11.2015	Nicole Chettle	Refund - Asic Card Bond (#250427 13/07/15)	50.00
EFT38609	05.11.2015	Dean Eustace	Refund - Asic Card Bond (#244310 05/02/15)	50.00
EFT38610	05.11.2015	Christopher Gray	Refund - Asic Card Bond (#247150 31/03/15)	50.00
EFT38611	05.11.2015	Somporn Hapuk	Refund - Asic Card Bond (#250429 13/07/15)	50.00
EFT38612	05.11.2015	William Lesslie	Refund - Library Travellers Membership (#255620 09/10/15)	50.00
EFT38613	05.11.2015	Timothy Prout	Refund - Asic Card Bond (#250430 13/07/15)	50.00
EFT38614	05.11.2015	Lynette Saunders	Refund - Asic Card Bond (#244534 12/02/15)	50.00
EFT38615	06.11.2015	Aerodrome Management Services Pty Ltd	Kta Airport - Electrical ATI Inspection Of All Lighting Systems And Apron Lighting Luminance Survey	7,029.00
EFT38616	06.11.2015	Allied Pickfords - Karratha	Staff Relocation	2,123.00
EFT38617	06.11.2015	Staples Australia	Stationery Items - Various	905.01
EFT38618	06.11.2015	Cardno WA Pty Ltd	Shark Cage Beach - Detailed Design To 30/10/15, Pt Samson - Foreshore Dune Rehab Design	25,501.42
EFT38619	06.11.2015	Chandler Macleod	Labour Hire - Litter Picker Crew	9,905.28
EFT38620	06.11.2015	Dampier Primary School	Contribution For End Of Year Awards 2015	100.00
EFT38621	06.11.2015	Blue Hat Cleaning Services T/A Damel Cleaning Services	Dampier Community Hub - Clean floors	231.00
EFT38622	06.11.2015	Hathaway's Lubricants	Parts for Plant Repairs	206.25
EFT38623	06.11.2015	Karratha Primary School	Contribution For End Of Year Awards 2015	160.00

Chq/EFT	Date	Name	Description	Amount
EFT38624	06.11.2015	Karratha Senior High School	Contribution For End Of Year Awards 2015	175.00
EFT38625	06.11.2015	M Joyce Crane Hire	Rates Refund For Assessment A32598	3,361.11
EFT38626	06.11.2015	Martin Sparks t/as MAS Tools	Hand Tools - Various	554.40
EFT38627	06.11.2015	Pegs Creek Primary School	Contribution For End Of Year Awards 2015	100.00
EFT38628	06.11.2015	Parry's Merchants	Stock - Sponge Scourers	197.85
EFT38629	06.11.2015	Perth Irrigation Centre	Stock - Retic Parts	932.83
EFT38630	06.11.2015	Ray White Real Estate	Rates Refund For Assessment A88640	4,607.29
EFT38631	06.11.2015	Risk Management Technologies (RMT)	ChemAlert Training - 01/09/15 And 02/09/15	4,177.88
EFT38632	06.11.2015	Royal Life Saving Society WA Inc	KLP - Assorted Swim School Certificates	1,321.40
EFT38633	06.11.2015	TNT Express	Freight	492.07
EFT38634	06.11.2015	The Retic Shop	Stock - Retic Parts	923.06
EFT38635	06.11.2015	Wickham Primary School	Contribution For End Of Year Awards 2015	100.00
EFT38636	06.11.2015	KAW Engineering Pty Ltd	Kta Airport - Modifications to the Access Panel in the Baggage Makeup Area	1,413.50
EFT38637	06.11.2015	J Blackwood & Son Pty Limited	Stock	369.38
EFT38638	06.11.2015	West End Arts Australia Pty Ltd T/A Archipelago Arts	KTA Airport Upgrade - Art Consultant/Coordinator To Manage Public Art Process For Project	10,626.00
EFT38639	06.11.2015	ROL-WA Pty Ltd T/A Allpest WA	Pest Control	798.00
EFT38640	06.11.2015	Big Hart Inc	Arts And Culture Program Performance Fee Funding For Major Production 15/16 - Instalment #1 50%	33,000.00
EFT38641	06.11.2015	Wouter Botes T/A The Giggaboyz	The Youth Shed - Late Night Program - Glow Rave - DJ Hire - September 2015	360.00
EFT38642	06.11.2015	Command IT Services	KTA Airport - Install Ops GMC Modules To TV In Departure, PBFC - Install BGU, Planning Dept - Repair Faulty Outlet	1,852.95
EFT38643	06.11.2015	Enigin Western Australia	Power Consumption Review - Progress Payment For PPA Analysis	825.00
EFT38644	06.11.2015	Grace Removals Group	Staff Relocation	2,083.55
EFT38645	06.11.2015	Global Security Management (WA)	PBFC - Alarm System Call Out	152.90
EFT38646	06.11.2015	Instant Weighing	KTA - Annual Service To Test And Re-Calibrate And Certify Check-in Scales	2,194.50
EFT38647	06.11.2015	Jeanie King	Sale of Artwork 2015 Cossack Art Awards - Gaadu Ngudda - Balance of Payment	217.50
EFT38648	06.11.2015	Modern Teaching Aids Pty Ltd (MTA)	KLP - Universal Playpen For Crèche	249.54
EFT38649	06.11.2015	MessageLabs Australia Pty Ltd (Symantec. Cloud)	Email Security Content Control. Symantec Cloud. 05/06/2015 - 04/06/2016. 250 Users.	4,389.00
EFT38650	06.11.2015	D T McGregor	Rates Refund For Assessment A78799	1,398.20
EFT38651	06.11.2015	Repco Auto Parts	Tools Replacement - Cable Trolley, Parts for Plant Repairs (Various)	5,837.04
EFT38652	06.11.2015	Raeco	Karratha Library - Book guard Covering / Spine Label Protectors	357.86
EFT38653	06.11.2015	Seek Limited	Employment - Seek 10 Job Ad Pack	2,255.00
EFT38654	06.11.2015	Scope Business Imaging	Photocopier Charges - Various	772.90
EFT38655	06.11.2015	Tradelink Plumbing Supplies	Parts - Plumbing / Retic Repairs	66.82
EFT38656	06.11.2015	Tox Free (Australia) Pty Ltd	Cleaning Of Grease/Oil Traps/Septic Systems Including Flushing All Lines, Mapping of System	13,360.22

Chq/EFT	Date	Name	Description	Amount
EFT38657	06.11.2015	Village Roadshow Pty Ltd	Moonrise Cinema - Screening MAX 28/8/15	533.95
EFT38658	06.11.2015	Woolworths (WA) Ltd	Café Stock, Catering for Meetings, Program Materials	1,057.66
EFT38659	06.11.2015	Wickham Primary Health Care Centre	Progress Medical Consultation - 14/08/2015	896.70
EFT38660	06.11.2015	T Swetman	Home Ownership Allowance	555.00
EFT38661	06.11.2015	A Dorning (Mortgage Account)	Home Ownership Allowance	1,000.00
EFT38662	06.11.2015	L Gan (Mortgage Account)	Home Ownership Allowance	1,000.00
EFT38663	06.11.2015	P Heekeng (Mortgage Account)	Home Ownership Allowance	600.00
EFT38664	06.11.2015	Maxxia Pty Ltd	Payroll deductions	11,659.24
EFT38665	06.11.2015	N Milligan - (Mortgage Account)	Home Ownership Allowance	814.79
EFT38666	06.11.2015	S Wachter (Mortgage Account)	Home Ownership Allowance	1,394.17
EFT38667	11.11.2015	Australian Taxation Office	Payroll deductions	286,919.00
EFT38668	11.11.2015	Child Support Agency	Payroll deductions	1,997.74
EFT38669	12.11.2015	Chefmaster Australia	Stock	1,990.80
EFT38670	12.11.2015	Chemdry Northwest	HR - Vacate Clean, Staff Housing	1,200.00
EFT38671	12.11.2015	Staples Australia	Stationery Items - Various	966.03
EFT38672	12.11.2015	Cardno WA Pty Ltd	KTA Airport - Stage 2 Works Of Tender RFQ01-14/15 - Design Development Stage	9,618.55
EFT38673	12.11.2015	Chandler Macleod	Labour Hire - Litter Picker Crew	9,212.06
EFT38674	12.11.2015	Dampier Community Association	2014/15 ACADS - Dampier Beachside Markets	16,324.50
EFT38675	12.11.2015	Blue Hat Cleaning Services T/A Damel Cleaning Services	WRP - Cleaning Of Wickham Recreation Facilities 02/10/15	363.00
EFT38676	12.11.2015	Geraldton Building Services & Cabinets	Dampier Community Hub - Sanding & Varnish Floors To Lesser And Community Hall	19,420.50
EFT38677	12.11.2015	Hathaway's Lubricants	Parts for Plant Repairs	7,008.00
EFT38678	12.11.2015	Martin Sparks t/as MAS Tools	Hand Tools - Recalibration of 3/4 Tension Wrench	97.60
EFT38679	12.11.2015	Pilbara Iron Company (Services) Pty Ltd (Rio Tinto)	Wickham Venues - Electricity Charges	1,066.21
EFT38680	12.11.2015	Roebourne Visitor Centre	Da Vinci Exhibition - Seniors Morning Tea - 23/10/15	63.00
EFT38681	12.11.2015	Royal Life Saving Society WA Inc	Class For RLSSA Instructor For Lifeguard Re-qual	2,594.00
EFT38682	12.11.2015	TNT Express	Freight	467.69
EFT38683	12.11.2015	Wickham Community Association (Inc)	Annual Celebrity Cricket Match/Market Evening - 70% Instalment 2 WCA ACADS 2015/16	21,060.00
EFT38684	12.11.2015	Atom Supply	WRP - Castor Wheel W/Brake For Grandstand Seating	2,190.91
EFT38685	12.11.2015	J Blackwood & Son Pty Limited	Litter Control - Hessian Cloth	164.32
EFT38686	12.11.2015	Airservices Australia	KTA Airport - Yearly Fire Alarm Monitoring Charge	664.32
EFT38687	12.11.2015	Onyx (Aust) Pty Ltd	REAF 2015 - Faulty Towers - In Kind Sponsorship For Food And Catering Component	20,068.50
EFT38688	12.11.2015	Protector Alsafe	General Safety Equipment	103.09
EFT38689	12.11.2015	Austswim Limited (Melbourne)	KLP - Austswim Teacher Of Swimming & Water Safety	378.00
EFT38690	12.11.2015	Apprenticeships Australia	Apprentice Management Fee - Oct 2015	366.67
EFT38691	12.11.2015	Airport Security Pty Ltd	Airport - ASIC Prints	560.00

Chq/EFT	Date	Name	Description	Amount
EFT38692	12.11.2015	Australian Golf Course Superintendents Assoc Ltd	P & G - Sportsturf Manager Subscription	320.00
EFT38693	12.11.2015	ABC Foundation - The Trustee For The Rowe Family Trust	Desktop Assessment Of Land Management Planning And Aboriginal Community Development Indigenous Ranger Development (Land Ranger) Foreshore Management Plan Initiative Coastal Lands And UCL Management Initiative	2,724.50
EFT38694	12.11.2015	Air BP	Rates Refund For Assessment A39370	6,042.74
EFT38695	12.11.2015	BOC Limited	KLP - Size G Bottle Of Compressed Air For Chlorine Room	394.46
EFT38696	12.11.2015	Bunzl Ltd	Stock	1,514.01
EFT38697	12.11.2015	Barrett Displays	Bulgarra POS - Fabricate 3mm Thick Black Dibond Panels	618.20
EFT38698	12.11.2015	BC Lock & Key	Wickham Pavilion - Replacement Keys And Recode Cylinders, Cook Close - Install Deadlocks, PBFC - Various Restricted Keys,	3,340.71
EFT38699	12.11.2015	Burkeair Pty Ltd	Karratha Youth Shed - WT#11883 - Chemical Clean Air conditioners	1,419.00
EFT38700	12.11.2015	Bez Engineering	Cossack Walk Trail - Point Samson Tourist Information Shelter - Steel Reinforcements	49.50
EFT38701	12.11.2015	Building Commission (Building Services Levy)	BSL October 2015	1,375.91
EFT38702	12.11.2015	Beacon Equipment	Parts for Plant Repairs	618.30
EFT38703	12.11.2015	Aaron Hocking T/A Black Sun Window Tinting	7 Mile Waste - Window Tinting Of Front Admin Office Building Windows / Door	1,250.00
EFT38704	12.11.2015	Blanche Bar	Kta Airport - Luncheon For Tourism Taster Airline Familiarisation	1,228.00
EFT38705	12.11.2015	J Biegel	Rates Refund For Assessment A27838	228.91
EFT38706	10.11.2015	Telstra Corporation Ltd	Telephone Charges	10,948.10
EFT38707	10.11.2015	Horizon Power	Electricity Charges	1,632.12
EFT38708	10.11.2015	Water Corporation	Water Charges	33,419.26
EFT38709	12.11.2015	Centurion Transport Co Pty Ltd	Freight	1,071.30
EFT38710	12.11.2015	Coates Hire Operations	KLP - Hire Of Ditch Witch Digger For Removal Of Dirt From Oval Earthworks 01/09/15 - 02/09/15	287.54
EFT38711	12.11.2015	Coca-Cola Amatil (Holdings) Ltd	Café Stock	1,817.48
EFT38712	12.11.2015	Covs Parts Pty Ltd (formerly Coventry Group Ltd)	Stock - Sunscreen	116.36
EFT38713	12.11.2015	Chemform	Stock	784.96
EFT38714	12.11.2015	Cleverpatch Pty Ltd	Karratha Library - Craft Supplies And School Holiday Activities - October 2015	992.42
EFT38715	12.11.2015	Command IT Services	KLP - Purchase Of Replacement Projector And Amplifier	3,393.40
EFT38716	12.11.2015	Comine Safety & Training Pty Ltd	Employment - Load Restraint Course For 8 People - 4/11/2015	3,690.50
EFT38717	12.11.2015	CS Legal (The Pier Group Pty Ltd t/as)	Legal Cost	43,345.65
EFT38718	12.11.2015	Complete Tyre Solutions Pty Ltd	Plant Repairs	1,570.72
EFT38719	12.11.2015	Ed Knox T/A The Design Co-Operative Ltd	Project Coordination - Update Karratha Arts And Community Precinct Document	3,181.05
EFT38720	12.11.2015	Double R Equipment Repairs	Plant Repairs	5,521.31
EFT38721	12.11.2015	Ezi-Hose Pty Ltd	Plant Repairs	7,825.27
EFT38722	12.11.2015	Elan Media Partners	Library - New Resources	60.77

Chq/EFT	Date	Name	Description	Amount
EFT38723	12.11.2015	EnvisionWare Pty Ltd	Kta Library - 4 X Stackmap Standard Map Setup And Annual Subscription For Libraries	1,913.99
EFT38724	12.11.2015	G Ellis	Refund For Lost Parking Ticket	165.00
EFT38725	12.11.2015	Foxtel For Business	KLP - Foxtel 18/10/15 To 17/11/15	320.00
EFT38726	12.11.2015	Gym Care Commercial Fitness Specialists	KLP - Medicine Ball Rack For Gym	308.00
EFT38727	12.11.2015	Globe Australia Pty Ltd	Stock	220.00
EFT38728	12.11.2015	Gunther Civil Pty Ltd	Effluent Reuse Scheme - Cartage Of Waste 13/10/15, Catrall Park - Earthworks at Pump Site for ERS Scheme	18,504.54
EFT38729	12.11.2015	Global Scaffold	Cemetery Maintenance - 5 x New Aluminium Cemetery Boards	861.30
EFT38730	12.11.2015	MSS Security	Kta Airport - Screening And Security Services For September 2015	256,540.46
EFT38731	12.11.2015	L3 Communications Australia Pty Ltd	Kta Airport - BHS Preventative Maintenance 01/10/15 To 01/01/16	18,040.68
EFT38732	12.11.2015	Macdonald Johnston Engineering (Bucher Municipal Pty Ltd)	Stock	420.53
EFT38733	12.11.2015	Major Motors Pty Ltd	Stock	222.17
EFT38734	12.11.2015	MAK Industrial Water Solutions Pty Ltd	Kta Airport - WWTP Service & Operations Monthly Management For September 2015	1,707.81
EFT38735	12.11.2015	North West Tree Services	Wickham Entry Statement - WT#11939 Supply and Deliver 10m3 Mulch	825.00
EFT38736	12.11.2015	Northfleet Bus Contractors	The Youth Shed - Bus Hire For School Holiday Program - September/October 2015	2,299.00
EFT38737	12.11.2015	NYFL Ltd	Street Cleaning Roebourne - Sept 2015	5,142.00
EFT38738	12.11.2015	Neverfail Springwater Pty Ltd - 7 Mile Waste Account	15 Litre Spring Water Refills	340.60
EFT38739	12.11.2015	Neverfail Springwater Pty Ltd - Wickham Transfer Station	15 Litre Spring Water Refills	15.95
EFT38740	12.11.2015	Neils Reticulation And Landscaping	Retic Repairs	1,454.75
EFT38741	12.11.2015	North West Waste Alliance	Street Sweeping - October 2015	42,331.37
EFT38742	12.11.2015	Nielsen Liquid Waste Services Pty Ltd	Dampier Pavilion - Unblock Men's Urinal And Empty Septic Tank 07/10/15, Baynton West Park - Pump out Portable Toilets	810.00
EFT38743	12.11.2015	Onsite Rental Group	REAF 2015 - Portable Toilet Rental 24/09/15 to 25/09/15	1,797.68
EFT38744	12.11.2015	Peerless Jal Pty Ltd	Stock	457.14
EFT38745	12.11.2015	Pilbara Motor Group - PMG	Parts for Plant Repairs	319.44
EFT38746	12.11.2015	The Paper Company Of Australia Pty Ltd	Stock	841.50
EFT38747	12.11.2015	Pilbara Institute	Employment - Safety Representative Training 12-16/10/2015	2,084.90
EFT38748	12.11.2015	Pilbara Water & Gas	KTA SES - Domestic 45kg LPG Gas Cylinder	150.00
EFT38749	12.11.2015	Pilbara Copy Service	Photocopier Charges - Various	119.78
EFT38750	12.11.2015	Porter Consulting Engineers	Hancock Way - Geotechnical Report For Lazy Lands Site	7,128.00
EFT38751	12.11.2015	Powervac Pty Ltd	Stock	165.00
EFT38752	12.11.2015	Polytechnic West	HR - Course Fees Semester 2	87.55
EFT38753	12.11.2015	PrintSync Norwest Business Solutions	Photocopier Charges - Various	2,865.91
EFT38754	12.11.2015	Pro Light & Sound (VIC) Pty Ltd	Events - LED Fairy Lights For REAF 2015	1,540.00

Chq/EFT	Date	Name	Description	Amount
EFT38755	12.11.2015	Public Transport Authority Of Western Australia	Community Bus Service - 01/07/15 To 30/09/15	32,571.39
EFT38756	12.11.2015	Home Hardware Karratha	Materials for General Repairs / Maintenance	1,380.58
EFT38757	12.11.2015	Harvey Norman Karratha (Karrathavit Pty Ltd t/as)	IT Purchase - Cuizer Edge 32GB, USB Drives	573.25
EFT38758	12.11.2015	Handy Hands Pty Ltd	Drainage - Weed Control Of Major Road Reserves, Slash and Mow Overgrown Reserves, Staff Housing Spray/Treatments	15,759.35
EFT38759	12.11.2015	Hewlett-Packard Australia Pty Ltd	IT - HP Onsite Tech Support, Fluorescent Lamp	1,139.73
EFT38760	12.11.2015	Studiocanal Pty Ltd (Previously Hoyts Distribution)	Moonrise Cinemas - Screening Blinky Bill the Movie -17/10/15	357.50
EFT38761	12.11.2015	C Hale	Staff Reimbursement for Office Supplies	79.95
EFT38762	12.11.2015	Insight Callcentre Services	Overcall Fees For Month Of September 2015- 183 Calls	915.92
EFT38763	12.11.2015	ID Consulting Pty Ltd	Annual Subscription To Informed Decisions For The City Of Karratha's Population Forecast	22,770.00
EFT38764	12.11.2015	Identity Security Pty Ltd	KTA Airport - AVMS Renewal 21/11/15 - 20/11/16	4,400.00
EFT38765	12.11.2015	Qube Logistics (Aust) Pty Ltd	WWTP - Transport 1 X 920kg Chlorine Gas Cylinder From Ixom & Return Of Empty	1,954.68
EFT38766	12.11.2015	Iron Ore Holdings Ltd	Rates Refund For Assessment A90241	1,138.37
EFT38767	12.11.2015	Jason Signmakers	Airport - Staff Car Park Stickers	401.50
EFT38768	12.11.2015	J G Graphix	Wickham Community Hub - 2 x A1 Core Flutes	132.00
EFT38769	12.11.2015	JSS Logistics Pilbara	Mob 35 Tonne Excavator from Woodbrook Rd Gravel Pit to City of Karratha Depot in Cowle Rd LIA	726.00
EFT38770	12.11.2015	James Bennett Pty Limited	Library - New Resources	722.35
EFT38771	12.11.2015	Jolly Good Auto Electrics	Plant Repairs	2,241.62
EFT38772	12.11.2015	JR & A Hersey Pty Ltd	Plant Repairs	188.10
EFT38773	12.11.2015	Beyond Carpentry Contracting	Wickham Child Health - Investigate And Repair Holes In Walls and Sheeting Of Eves Of Building, Staff Housing Repairs (Various), Millars Daycare - Replace Door	5,105.20
EFT38774	12.11.2015	JSP Solutions Pty Ltd	KLP - Aquafume	619.00
EFT38775	12.11.2015	Peita James	Refund - Cancelled Swimming Lessons - 17/10/15	130.00
EFT38776	12.11.2015	Karratha Smash Repairs	Plant Repairs	1,315.00
EFT38777	12.11.2015	Keyspot Services	CofK - 3 x Glass Trophies For Retiring Councillors	462.50
EFT38778	12.11.2015	Karratha Veterinary Hospital	Animal Control	605.80
EFT38779	12.11.2015	Karratha Medical Centre	Doctor's Consultation - 26/10/15	144.20
EFT38780	12.11.2015	Kwik Kopy Printing Centre	Business Cards & Postage	181.50
EFT38781	12.11.2015	Kott Gunning	Legal Advice	153.97
EFT38782	12.11.2015	Komatsu Australia Pty Ltd	Plant Repairs	596.54
EFT38783	12.11.2015	Karratha Newsagency - KLP Account	KLP Gym - Annual Fitness Magazine Subscription	49.89
EFT38784	12.11.2015	Karratha Machinery Hire	Drainage Works - Hire 8 Tonne Excavator - 23/10/15	9,060.60
EFT38785	12.11.2015	Rikker Holdings Pty Ltd T/A Karratha Tilt Tray And Towing	Removal Of Abandoned Vehicles	180.00
EFT38786	12.11.2015	Wesfarmers Kleenheat Gas Pty Ltd	KLP - Bulk LPG	788.29
EFT38787	12.11.2015	Karratha Water Polo Association Inc.	Grant Reference SP/03/AUG/15 Toward Byron Newbold Flights To Hawaii To Represent Australia	1,000.00
EFT38788	12.11.2015	K Kenway	Reimbursement - Study Assistance	1,175.85

Chq/EFT	Date	Name	Description	Amount
EFT38789	12.11.2015	Karratha Environmental Crushing Pty Ltd	7 Mile - Removal Of Recycled Glass	24.20
EFT38790	12.11.2015	Karratha Panel & Paint (Tunstead Family Trust T/A)	Removal Of Abandoned Vehicles	638.00
EFT38791	12.11.2015	Brett Kay	The Youth Shed - Gaming Night Facilitator - July to Oct 2015	200.00
EFT38792	12.11.2015	UDLA	Hearson's Cove Foreshore Management Plan - Consultancy Services	4,323.76
EFT38793	12.11.2015	Universal Office National (Piibco Pty Ltd)	Stationery Items - Various	511.17
EFT38794	12.11.2015	Karratha Timber & Building Supplies (Formerly Versatile)	Materials for General Repairs / Maintenance	1,402.19
EFT38795	12.11.2015	Westrac Equipment Pty Ltd	Plant Repairs	1,214.47
EFT38796	12.11.2015	Woolworths (WA) Ltd	KLP - Term 4 Kids Program & Merchandise Supplies, Café Supplies, Catering for Meetings	1,308.97
EFT38797	12.11.2015	Wormald Australia Pty Ltd	Dampier Community Hub - Installation Of Fire Extinguishers & Lockable Cabinet, Kta Airport - Service Fire Hydrant	3,135.00
EFT38798	12.11.2015	Wurth Australia Pty Ltd	Plant Repairs	1,361.76
EFT38799	12.11.2015	Wickham Primary School P&C Association Inc	Bucks For Bags Donation - Wickham Tidy Town 12/09/15	90.00
EFT38800	12.11.2015	Wilson Security	Security Alarm System Call Outs	537.90
EFT38801	12.11.2015	West-Sure Group	KTA Airport - FY 15/16 - Car Park Revenue Collection - OCT 2015	319.32
EFT38802	12.11.2015	Wickham Playgroup Inc	Bucks For Bags Donations - Wickham Tidy Town 12/09/15	1,598.00
EFT38803	12.11.2015	Wrapped Creations	Da Vinci Opening Day Celebration Costs	3,885.70
EFT38804	12.11.2015	Wickham Wolves Junior Football Club	Sports - Grant Ref SP/01/AUG/15 For Team Benches & Emergency Stretcher	1,154.00
EFT38805	12.11.2015	WT Partnership (Aus) Pty Ltd	KTA Airport - Cost Management Services To Complete 3rd Stop/Go Point Of Karratha Airport Terminal Project RFT 02-12/13	2,750.00
EFT38806	12.11.2015	Wickham Primary Health Care Centre	Doctors Consultation - 21/10/2015	128.10
EFT38807	12.11.2015	Yakka Pty Ltd	Uniforms	1,905.80
EFT38808	12.11.2015	Patricia Denise Nicholson	Cancelled Cheque	0.00
EFT38809	12.11.2015	Repco Auto Parts	Stock	1,413.61
EFT38810	12.11.2015	Red Dot Stores	Youth Services - Supplies For Halloween Late Night 31/10/15	150.88
EFT38811	12.11.2015	Roebourne Dingo Hire	2 Mile Cemetery Roebourne - Supply And Delivery Of 5 Ton Of Top Soil	2,816.00
EFT38812	12.11.2015	Rider Levett Bucknall WA Pty Ltd	Kta Effluent Reuse Scheme RFT 23-14/15 - Surveying And Cost Management Services	3,784.00
EFT38813	12.11.2015	Red West Pty Ltd T/A Red Dog Tools	Hand Tools - Tyre Pressure Gauge	282.00
EFT38814	12.11.2015	Reece Pty Ltd	Parts - Plumbing / Retic Repairs	197.66
EFT38815	12.11.2015	Amcap (Formerly Skipper Truck Parts)	Plant Repairs	2,640.00
EFT38816	12.11.2015	Statewide Bearings	Plant Repairs	27.28
EFT38817	12.11.2015	Kmart Karratha	KLP - Term 4 Kids Program Supplies	264.50
EFT38818	12.11.2015	Broometown Holdings T/A Subway Karratha	KLP - Liz Ellis Coach The Coaches Function Catering	154.00
EFT38819	12.11.2015	Sanders Turner Ellick Architects (STEA)	Travel Reimbursement for G. Hodge BCA Sept 2015	3,319.92
EFT38820	12.11.2015	Site Pics	Photography - Rio Tinto Partnership Annual Report	143.00

Chq/EFT	Date	Name	Description	Amount
EFT38821	12.11.2015	Designa Sabar Pty Ltd	KTA Airport - Preventive Maintenance Agreement from 21/10/15 To 20/11/15	6,466.49
EFT38822	12.11.2015	Soundgear Australia	KLP - 9 Volt Batteries & Battery Charger	295.95
EFT38823	12.11.2015	Sony Pictures Releasing	Moonrise Cinemas - Screening Pixels - 10/10/15	670.04
EFT38824	12.11.2015	Scope Business Imaging	Photocopier Charges - Various	8,997.39
EFT38825	12.11.2015	Scott Printers Pty Ltd	Printing Of Four Kinds Of Town Newsletters - July - Dec 2015, DaVinci Exhibition Flyers	6,440.50
EFT38826	12.11.2015	Scavenger Supplies Pty Ltd	Maintenance - Fibreglass Reinforced Grating	22,914.32
EFT38827	12.11.2015	J Smith	Reimbursement For Purchase Of Batteries	469.30
EFT38828	12.11.2015	20th Century Fox Film Distributors Pty Ltd	Moonrise Cinema - Screening Maze Runner - 09/10/15	815.20
EFT38829	12.11.2015	3 Degrees Marketing Pty Ltd	REAF 2015 - Marketing - Thank You Certificate 15/10/15	330.00
EFT38830	12.11.2015	TenderLink.com	Tender Advertising	165.00
EFT38831	12.11.2015	TWH Plumbing	Carry Out Gas Compliance Audits And Safety Inspections	12,153.90
EFT38832	12.11.2015	The Dreamtime Project	C & E - Grant Ref CC/06/AUG/15 For L. Rodd For Social And Cultural Wellbeing Program	500.00
EFT38833	12.11.2015	Town Of Claremont	Library - Payment For Lost VDX	34.20
EFT38834	12.11.2015	K Tutt	Rates Refund For Assessment A36827	225.68
EFT38835	16.11.2015	Karratha Contracting Pty Ltd	Karratha Bowling Club - Repair Sub Water / Meter	387.84
EFT38836	16.11.2015	Karratha Contracting Pty Ltd	KTA Airport - Design Supply & Install Operational Apron Floodlight Tower, Pony Club - Repair Backflow Devices, Winyama Road - Repair Down Lights, Wickham Cemetery - Repair Feed line in Toilets, RCH - Repair Burst Water Pipe	53,142.25
EFT38837	13.11.2015	Coral Coast Electrical	WRP Sports Lighting Upgrade - (Tender 16/14-15) Progress Payment #2	368,603.07
EFT38838	12.11.2015	W Saw	Rates Refund For Assessment A57007	6,273.01
EFT38839	18.11.2015	Fleetwood Corporation Ltd	Refund - Verge Bond And Rolling Verge Bond	13,000.00
EFT38840	18.11.2015	Karratha Falcons Junior Football Club	Cancelled Cheque	0.00
EFT38841	18.11.2015	Quality Builders Pty Ltd	Refund - Verge Bonds	9,000.00
EFT38842	18.11.2015	Chris Tarbox	Refund - ASIC Bond Rec #240210 06/11/2015	50.00
EFT38843	18.11.2015	Adam Whitbread	Refund - Verge Bond 15 Gecko Circle (07/08/2015 Rec # 251544)	3,000.00
EFT38844	18.11.2015	Karratha First National Real Estate	Lease Payment	4,236.61
EFT38845	18.11.2015	North West Realty	Lease Payment	5,648.81
EFT38846	18.11.2015	PILBARA REAL ESTATE	Lease Payment	7,821.43
EFT38847	18.11.2015	Ray White Real Estate	Lease Payment	3,476.19
EFT38848	18.11.2015	Finbar Karratha Pty Ltd	Lease Payment	4,333.33
EFT38849	18.11.2015	Karratha Self Storage	Monthly Archive Storage November 2015	450.00
EFT38850	18.11.2015	Coral Coast Electrical	WRP - Tender Contract Variation: New Conduit And Pit Electrical System: Wickham Rugby Oval Lighting Upgrade	45,247.88
EFT38851	18.11.2015	LGIS Insurance Broking	2014-2015 Motor Vehicle Premium Adjustment - Additional Premium As At June 2015	17,465.89
EFT38852	19.11.2015	Supercivil Pty Ltd	Reseal Program - R2R	593,059.28
EFT38853	20.11.2015	Telstra Corporation Ltd	Telephone Charges	16,013.53
EFT38854	20.11.2015	Horizon Power	Electricity Charges	136,454.80
EFT38855	20.11.2015	Water Corporation	Water Charges	1,024.52
EFT38856	19.11.2015	Country Arts WA	Annual Membership Fee To Country Arts WA	110.00
EFT38857	19.11.2015	Cardno WA Pty Ltd	Kta Airport - Carpark Redesign (RFQ01-14/15) Design Development Fee - October 2015	37,150.08

Chq/EFT	Date	Name	Description	Amount
EFT38858	19.11.2015	Blue Hat Cleaning Services T/A Damel Cleaning Services	DCH - Ironing Dampier Community Hall Stage Curtains	635.80
EFT38859	19.11.2015	Best Western Karratha Central Apartments	Accommodation - H. Wemper Emerging Leaders Training - 01/10/15	252.00
EFT38860	19.11.2015	LRW'S Electrical	Parts for Plant Repairs	185.00
EFT38861	19.11.2015	Poolmart Karratha	KLP - Boxes Of Akophot Test Tabs	2,275.00
EFT38862	19.11.2015	St Pauls Primary School	Contribution For End Of Year Awards 2015	100.00
EFT38863	19.11.2015	SAI Global Ltd	Renewal Of AS Contract License	598.72
EFT38864	19.11.2015	Sprayline Spraying Equipment	Parks & Gardens - Weed Control	2,588.00
EFT38865	19.11.2015	Tambrey Primary School	Contribution For End Of Year Awards 2015	100.00
EFT38866	19.11.2015	West Coast Shade	Point Samson Skate Park - Supply Of Custom Made Shade Sail With Stainless Steel Quick Release System	6,655.00
EFT38867	19.11.2015	Atom Supply	Arts & Cultural - Fence Scrim For Events	1,903.00
EFT38868	19.11.2015	Assetic Australia Pty Ltd	IT - Asset Management System - Annual Support & Maintenance - July 2015 To June 2016	32,137.88
EFT38869	19.11.2015	Burkeair Pty Ltd	Air Conditioner Maintenance - Various Locations	14,118.50
EFT38870	19.11.2015	Belinda Barrow	Refund For Cancelled Gym Membership	1,075.30
EFT38871	19.11.2015	CBRE (C) Pty Ltd	Kta Airport - Enhanced Web Listing On realcommercial.com.au	2,345.66
EFT38872	19.11.2015	Fortesque Bus Service Pty Ltd	WA Ballet 2015 - Bus Service From Karratha To Hearsons Cove 06/06/15	1,760.00
EFT38873	19.11.2015	Global Security Management (WA)	Nightly Security Patrols	27,280.00
EFT38874	19.11.2015	J G Graphix	2012/13 ACADS - Fabrication And Installation Signage At Jubilee Park Roebourne	11,170.50
EFT38875	19.11.2015	Rikker Holdings Pty Ltd T/A Karratha Tilt Tray And Towing	Removal of Abandoned Vehicles	3,608.00
EFT38876	19.11.2015	Northfleet Bus Contractors	TYS - Bus Hire For Girls Crew Excursion To KLP- 24/09/2015	434.50
EFT38877	19.11.2015	Speedo Australia Pty Ltd	KLP - Merchandise For Onsale	1,794.10
EFT38878	19.11.2015	St. John Ambulance Wickham	REAF 2015 - Standby Ambulance For REAF Voices - 29/09/15	440.00
EFT38879	19.11.2015	Woolworths (WA) Ltd	Café Supplies, Catering for Meetings, Program Materials	1,790.07
EFT38880	19.11.2015	Wavesound Pty Ltd	Karratha Library - 50 x Headphones For Patrons Use	55.00
EFT38881	19.11.2015	Staples Australia	Stationery Items - Various	879.08
EFT38882	19.11.2015	Signature Music Pty Ltd	Moonrise Cinema - Screening of Projectionist, Oct 2015, Subwoofer Replacement at Moonrise, FBCC - Repairs to Sound System, Youth Services - Operate Portable Cinema	8,596.50
EFT38883	19.11.2015	Davis Langdon Australia Pty Ltd	Project Management Services - Benchmark Commercial Cleaning Services Scope Of Services Site Specific KPI And Tender Draft Preparation For Cleaning Services Project	6,050.00
EFT38884	19.11.2015	Hampton Harbour Boat & Sailing Club	CofK Contribution To Fireworks Show As Part Of Guy Fawkes Night 2015	6,600.00
EFT38885	19.11.2015	Les Mills Aerobics Australia	KLP / WRP - Contract Fees Les Mills Group Fitness Programs For November 2015	2,276.95
EFT38886	19.11.2015	Parry's Merchants	Café Supplies	1,679.65
EFT38887	19.11.2015	BP Australia - Bulk Fuel (Reliance Petroleum)	Stock - Petrol Unleaded	1,738.04
EFT38888	19.11.2015	Stihl Shop Redcliffe	Stock - Edger Blades	56.00
EFT38889	19.11.2015	Te Wai Manufacturing	KLP - Lifeguard Uniforms	776.60

Chq/EFT	Date	Name	Description	Amount
EFT38890	19.11.2015	Thrifty Car Rental	Car Hire - L. Ellis 27/09 To 01/10/15 Coaching Clinics KLP	307.08
EFT38891	19.11.2015	Australasian Performing Right Assoc (APRA)	Cancelled Cheque	0.00
EFT38892	19.11.2015	Beaurepaires	Plant Repairs	826.03
EFT38893	19.11.2015	Axicom Pty Ltd	Telecommunications Property Lease - Stove Hill site Rental November 2015 - October 2016 (Licence 64549)	12,434.94
EFT38894	19.11.2015	Complete Tyre Solutions Pty Ltd	Plant Repairs	1,323.96
EFT38895	19.11.2015	Dampier Sports Club Inc	REAF 2015 - Blues By The Bay - Cost Of Club Running Bar	1,610.00
EFT38896	19.11.2015	Environmental Industries	Cemeteries, Pt Samson Footpaths, Welcome Sign - Whipping and Mowing, Bulgarra Millars Pegs & KLP Ovals - Removal Of Cricket Mats, Roebourne School - Install New Gates, Pt Samson - Finish off Garden Beds, RAC - Repair Retic	33,878.36
EFT38897	19.11.2015	Chubb Fire Safety Ltd	Fire Warden And Extinguisher Training For 20 People - 21/10/15	2,827.00
EFT38898	19.11.2015	Feel Creative Pty Ltd	Computer Network - Professional Website Services - 09/10/15.	2,420.00
EFT38899	19.11.2015	Hitachi Construction Machinery	Plant Repairs	2,165.83
EFT38900	19.11.2015	MM Electrical Merchandising	Depot Building Maintenance - Supply Teco 2. 7 Reverse Cycle Rac Unit	1,171.50
EFT38901	19.11.2015	Onsite Rental Group	REAF - Onsite Toilet Portable For Faulty Towers Cossack 18/09/15 - 23/09/15	1,237.52
EFT38902	19.11.2015	Red Dot Stores	The Youth Shed - Late Night - Friday 13th Decorations/Materials - 13/11/2015	68.86
EFT38903	19.11.2015	Kmart Karratha	Program Materials - Various	173.00
EFT38904	19.11.2015	Trisleys Hydraulic Services Pty Ltd	KLP - Prominent Injector EJ1000 4kg For Plant Room	2,332.00
EFT38905	19.11.2015	WT Design Studio	Youth Services - Design Of January School Holiday Program Advert - 14/10/2015, Youth Shed - Advert Update	610.50
EFT38906	19.11.2015	Karratha Florist	Remembrance Day 2015 Wreath & Ribbon	165.00
EFT38907	19.11.2015	Caltex Energy WA (Link Energy Pty Ltd)	Bulk Diesel - Depot / 7 Mile Waste 23/10/15	34,655.78
EFT38908	19.11.2015	Signswest Stick With Us Sign Studio	WRP - Signage ACM Bin Compound Courts & CCTV	583.00
EFT38909	19.11.2015	Sealanes	Kitchen Supplies - November 2015	214.40
EFT38910	19.11.2015	Australian Institute Of Management - WA (AIM)	Emerging Leaders Program 2015/2016 In House Training Modules	14,441.37
EFT38911	19.11.2015	Allround Plumbing Services Pty Ltd	Dampier Pavilion - Replace 2 X 10m Leach Drains	8,030.00
EFT38912	19.11.2015	Bushcove Pty Ltd	Rates refund for assessment A90750	1,023.89
EFT38913	19.11.2015	Coles Group Limited	Service Awards Gifts for the Annual Staff Awards 2015	4,064.85
EFT38914	19.11.2015	Chadson Engineering Pty Ltd	Roebourne Pool - Pool Test, 23/10/15	1,201.20
EFT38915	19.11.2015	Challenger Institute Of Technology (Challenger TAFE)	One Day Course On Recognise Plants - 22/10/15	3,304.59
EFT38916	19.11.2015	CS Legal (The Pier Group Pty Ltd t/as)	Legal Costs	8,864.96
EFT38917	19.11.2015	Nicole Chettle	Refund - Car Park Bond N. Chettle - (Onyx Receipt #237794 17/09/14)	50.00
EFT38918	19.11.2015	J G Graphix	Light the Night - A3 Posters	66.00

Chq/EFT	Date	Name	Description	Amount
EFT38919	19.11.2015	James Bennett Pty Limited	Libraries - New Resources	226.88
EFT38920	19.11.2015	JP Promotions	Staff Christmas Gifts 2015	9,400.05
EFT38921	19.11.2015	Jeanie King	Sale of Cossack Artwork 2015 - Gaadu Ngudda J King	145.00
EFT38922	19.11.2015	J Lumb	Rates refund for assessment A77018	987.20
EFT38923	19.11.2015	M & M Mangano	Rates refund for assessment A14510	763.02
EFT38924	19.11.2015	Neils Reticulation And Landscaping	Lewindowski Park - Demolish And Remove Compound, Staff Housing - Repair Retic	3,652.00
EFT38925	19.11.2015	Decor8 Australia Pty Ltd	Knight Place - WT#12130 - Internal Painting	3,520.00
EFT38926	19.11.2015	Scope Business Imaging	Photocopier Charges - Various	4,447.78
EFT38927	19.11.2015	TWH Plumbing	Dampier Foreshore - Camera Survey Of Drains, PBFC - Install External Tap to Courtyard	1,347.54
EFT38928	19.11.2015	Von Klitzing Enterprises	REAF - MC For Blues By The Bay	500.00
EFT38929	19.11.2015	Waste Management Association Of Aust	Employment - Advertisement For Waste Services Operations Coordinator - 29/10/15	880.00
EFT38930	19.11.2015	Zanthus Resources Pty Ltd	Rates refund for assessment A88211	449.65
EFT38931	23.11.2015	City of Karratha - Social Club	Payroll deductions	1,452.00
EFT38932	23.11.2015	T Swetman	Home Ownership Allowance	555.00
EFT38933	23.11.2015	A Dorning (Mortgage Account)	Home Ownership Allowance	1,000.00
EFT38934	23.11.2015	L Gan (Mortgage Account)	Home Ownership Allowance	1,000.00
EFT38935	23.11.2015	P Heekeng (Mortgage Account)	Home Ownership Allowance	600.00
EFT38936	23.11.2015	Maxxia Pty Ltd	Payroll deductions	11,659.24
EFT38937	23.11.2015	N Milligan - (Mortgage Account)	Home Ownership Allowance	814.79
EFT38938	23.11.2015	S Wachter (Mortgage Account)	Home Ownership Allowance	1,394.17
EFT38939	25.11.2015	Australian Taxation Office	Payroll deductions	285,203.00
EFT38940	25.11.2015	Child Support Agency	Payroll deductions	1,997.74
EFT38941	23.11.2015	BLS Industries Pty Ltd T/a Cobey Industries	Kta Effluent Reuse Scheme - (RFT 23-14/15) Progress Payment #2	1,316,860.31
EFT38942	25.11.2015	Telstra Corporation Ltd	Telephone Charges	2,351.87
EFT38943	25.11.2015	Horizon Power	Electricity Charges	166,969.10
EFT38944	25.11.2015	Water Corporation	Water Charges	2,151.80
EFT38945	26.11.2015	Coral Coast Electrical	WRP -Tender Contract Variation - Additional Costs Due To Presence Of Rock Encountered	63,490.82
EFT38946	26.11.2015	G Bailey	Refund Of Nomination Deposit For 2015 C of K Election	80.00
EFT38947	26.11.2015	D Hipworth	Refund Of Nomination Deposit For 2015 C of K Election	80.00
EFT38948	26.11.2015	J Lally	Refund Of Nomination Deposit For 2015 C of K Election	80.00
EFT38949	26.11.2015	M Bertling	Refund Of Nomination Deposit For 2015 C of K Election	80.00
EFT38950	26.11.2015	G Cucel	Refund Of Nomination Deposit For 2015 C of K Election	80.00
EFT38951	26.11.2015	P Long	Refund Of Nomination Deposit For 2015 C of K Election	80.00
EFT38952	26.11.2015	B Parsons	Refund Of Nomination Deposit For 2015 C of K Election	80.00
EFT38953	26.11.2015	D Scott	Refund Of Nomination Deposit For 2015 C of K Election	80.00

Chq/EFT	Date	Name	Description	Amount
EFT38954	26.11.2015	Karratha First National Real Estate	Rates refund for Assessment A78510	2,588.35
EFT38955	26.11.2015	M Booth	Reimbursement Of 3 X Industrial Storage Boxes For Pt Samson BFB	89.97
EFT38956	26.11.2015	Jupps Floorcoverings Karratha Pty Ltd	2A Echidna Rd - Supply And Install New Vertical Blind	370.00
EFT38957	26.11.2015	Staples Australia	Stationery Items - Various	2,188.86
EFT38958	26.11.2015	Cardno WA Pty Ltd	Kta Airport - Revise And Redesign Airport Carpark Plans Period Ending 25/09/15	3,080.00
EFT38959	26.11.2015	Chandler Macleod	Labour Hire - Litter Picker Crew	16,595.52
EFT38960	26.11.2015	Department of Transport	Vehicle Search Fees - October 2015	157.45
EFT38961	26.11.2015	Dun & Bradstreet (Australia) Pty Ltd	DnB Financial Reports For Suppliers	1,837.00
EFT38962	26.11.2015	Hart Sport	KLP - Gym Equipment - 16/09/15	3,489.80
EFT38963	26.11.2015	Hathaway's Lubricants	Parts for Plant Repairs	2,721.45
EFT38964	26.11.2015	Karratha & Districts Chamber Of Commerce (KDCCI)	Accommodation For Cr Attending The AIM West Business Pinnacle Awards Ceremony 19/11/15	269.00
EFT38965	26.11.2015	Karratha Amateur Swimming Club	25% First Instalment 2015/16 Annual Community Grant Scheme - Coaching Clinic Coaching Courses And North West Open Swimming Championships	4,726.50
EFT38966	26.11.2015	Karratha & Dampier Tee Ball Association	Grant Reference SP/10/AUG/15 Funding Towards The North West Tee Ball Championships In Newman For Competitors Aged 7-12 September 2015	1,000.00
EFT38967	26.11.2015	Best Western Karratha Central Apartments	Youth Shed - Accommodation For 3 Coaches For Spring Classic Event 17 - 22/11/15	2,247.07
EFT38968	26.11.2015	Lions Club Of Karratha & Dampier (Inc)	FeNaCING - Sponsorship Part 2 As Per Council Budget Endorsement	30,000.00
EFT38969	26.11.2015	Caltex Energy WA (Link Energy Pty Ltd)	Bulk Diesel - Depot / 7 Mile Waste 11/11/15	36,800.00
EFT38970	26.11.2015	Millars Well Primary School	Contribution For End Of Year Awards 2015	100.00
EFT38971	26.11.2015	Martin Sparks t/as MAS Tools	Minor Tool Replacement - Spring Clamp Compressors	128.00
EFT38972	26.11.2015	Poolmart Karratha	RAC - Hydrochloric Acid	152.00
EFT38973	26.11.2015	Water2Water	Kta Main Admin - Repair Leaking Instant HWU In Executive Kitchen	395.50
EFT38974	26.11.2015	Parry's Merchants	Café Supplies	749.15
EFT38975	26.11.2015	Poinciana Nursery	Mosquito Management - Bags Of Chook Food	144.00
EFT38976	26.11.2015	St John Ambulance-Karratha	7 Mile Waste - Provide First Aid, 05/11/15	398.00
EFT38977	26.11.2015	Signswest Stick With Us Sign Studio	Wickham Transfer Station - S/A Decals Glass Bottles And Jars	341.00
EFT38978	26.11.2015	Stihl Shop Redcliffe	Stock	89.10
EFT38979	26.11.2015	Te Wai Manufacturing	Uniforms - Navy Polo Shirts	237.50
EFT38980	26.11.2015	The Australian Local Government Job Directory	Advertisement - Waste Services Operations Coordinator 02/11/15	594.00
EFT38981	26.11.2015	TNT Express	Freight	675.36
EFT38982	26.11.2015	B Tussler	Reimbursement - Study Assistance Org Behaviour Remaining Entitlement	339.50
EFT38983	26.11.2015	The Retic Shop	Stock - Retic Parts	659.30
EFT38984	26.11.2015	Wickham Community Association (Inc)	Adult Concert (Over 18's) - 70% Instalment 2 WCA ACADS 2015/16	21,450.00
EFT38985	26.11.2015	West Pilbara Junior Cricket Association	Grant Reference SP/01/OCT/15 For Junior Cricket Country Week In Perth	1,500.00
EFT38986	26.11.2015	Wickham Roebourne Teeball Association	Bucks For Bags Donations - 12/09/15 Wickham	432.00

Chq/EFT	Date	Name	Description	Amount
EFT38987	26.11.2015	Worksense Safety & Workwear	Stock	630.16
EFT38988	26.11.2015	Atom Supply	Stock	465.42
EFT38989	26.11.2015	J Blackwood & Son Pty Limited	Equipment Replacement - Line Marker Applicator	476.80
EFT38990	26.11.2015	A Noble & Son Ltd - WA Division	7 Mile - Lifting Chain Assembly	314.27
EFT38991	26.11.2015	Australian Institute Of Management - WA (AIM)	Certificate IV in Human Resources - Traineeship	3,000.00
EFT38992	26.11.2015	Onyx (Aust) Pty Ltd	Ordinary Council Meeting - Supply And Delivery Of Catering - 26/10/15.	450.00
EFT38993	26.11.2015	Protector Alsafe	General Safety Equipment	142.56
EFT38994	26.11.2015	Abco Products	Stock	1,415.51
EFT38995	26.11.2015	Airport Security Pty Ltd	KTA Airport - ASIC Print x 5 cards	440.00
EFT38996	26.11.2015	Advam Pty Ltd	KTA Airport - Monthly Advam Support And Services For Oct 2015	392.66
EFT38997	26.11.2015	Ampac Debt Recovery	Debt Recovery Costs	106.03
EFT38998	26.11.2015	Allround Plumbing Services Pty Ltd	Grant Scheme Funding For Inaugural NAIDOC Ball Collaborative Project	4,950.00
EFT38999	26.11.2015	Artisans Of Florence - International Pty Ltd	50% Exhibition/Performance Fee For Da Vinci Machines Exhibition At Bond Store For Oct 2015 Payment 2	17,156.00
EFT39000	26.11.2015	BOC Limited	KLP - Stainsheid Gas Wire And Torch Welding Equipment For Welding Stainless Steel	107.36
EFT39001	26.11.2015	Bunzl Ltd	Stock	1,404.44
EFT39002	26.11.2015	BC Lock & Key	Padlock Stamping, Lock Repairs	1,021.87
EFT39003	26.11.2015	Burkeair Pty Ltd	2 Cook Close - Clean All Air conditioners	927.70
EFT39004	26.11.2015	BT Equipment Pty Ltd T/A Tutt Bryant Equipment	Stock	1,751.42
EFT39005	26.11.2015	Beacon Equipment	Plant Repairs	244.90
EFT39006	26.11.2015	Burrup Mountain Bike Club	Grant Reference SP/02/AUG/15 - Funding Towards A Generator	1,999.00
EFT39007	26.11.2015	Bodyscience International	KLP - Merchandise / Supplies For Onsale	161.56
EFT39008	26.11.2015	Baynton West Primary School	Contribution For End Of Year Awards 2015	100.00
EFT39009	26.11.2015	Baynton West Primary School P&C	Bucks For Bags Donation - 31/10/15 Karratha	1,200.00
EFT39010	26.11.2015	Centurion Transport Co Pty Ltd	Freight	1,000.87
EFT39011	26.11.2015	Coca-Cola Amatil (Holdings) Ltd	Café Supplies / Stock	1,291.45
EFT39012	26.11.2015	Covs Parts Pty Ltd (formerly Coventry Group Ltd)	Stock	3,926.02
EFT39013	26.11.2015	Chadson Engineering Pty Ltd	WRP- Manual Vacuum Cleaner On Trolley, Stock Items	3,462.80
EFT39014	26.11.2015	Chemform	Stock	2,292.84
EFT39015	26.11.2015	Clark Rubber - Geraldton	KLP - Pool Stone For Poolside	450.00
EFT39016	26.11.2015	L Cover	Reimbursement - Allowances For PLA Conference In Sydney - 25/10/15 To 30/10/15	241.90
EFT39017	26.11.2015	Command IT Services	KLP - Repair Faulty PA System	1,947.00
EFT39018	26.11.2015	Complete Tyre Solutions Pty Ltd	Plant Repairs	4,985.79
EFT39019	26.11.2015	Chrysalis Quantity Surveying Pty Ltd	WCH - Quantity Surveyor/Cost Management Services Costs	6,600.00

Chq/EFT	Date	Name	Description	Amount
EFT39020	26.11.2015	Lisa Pearce T/A Karratha Mobile Veterinary Services	Animal Control	519.00
EFT39021	26.11.2015	E & MJ Rosher Pty Ltd	Plant Repairs	242.35
EFT39022	26.11.2015	Ezi-Hose Pty Ltd	Plant Repairs	5,439.78
EFT39023	26.11.2015	Elan Media Partners	Library - New Resources	2,029.36
EFT39024	26.11.2015	M Emery	Study Assistance Reimbursement 2015 - MSC International Project Management	3,000.00
EFT39025	26.11.2015	Global Security Management (WA)	Nightly Security Patrols - October 2015	5,626.50
EFT39026	26.11.2015	Grama Bazita Service & Maintenance Pty Ltd (Formerly Global Electrotec	Electrical Compliance At Twilight Tunes/ Guy Fawkes 2015	275.00
EFT39027	26.11.2015	Greenway Enterprises	Parks & Gardens - Heavy Duty Flat Treetie, Bahco Secateurs	1,374.07
EFT39028	26.11.2015	Glidepath Australia Pty Ltd	Kta Airport - Maintenance and Services September 2015	9,916.50
EFT39029	26.11.2015	Grasstree Australia	Wickham Entry Statement - Trees for Planting	4,801.50
EFT39030	26.11.2015	Home Hardware Karratha	Materials for General Repairs / Maintenance	706.77
EFT39031	26.11.2015	Harvey Norman Karratha (Karrathavit Pty Ltd t/as)	Staff Housing - Freestanding Gas Oven/Grill, Kta Library - Keyboard, IT - Optical Mouse	1,118.50
EFT39032	26.11.2015	G Heaton	Reimbursement - Allowances - LIWA State Conference Fremantle 09//08/15 To 12/08/15	79.15
EFT39033	26.11.2015	J Hurley	Reimbursement For Private Accommodation While Attending DOP Coastal Hazard Risk Forum	175.58
EFT39034	26.11.2015	Arcadis Australia Pacific Pty Ltd	Effluent Systems Upgrade - Engineer Consultancy Work - October 2015	3,907.75
EFT39035	26.11.2015	Iron Mountain Australia Pty Ltd	Collection Transfer And Lodgement Of 363 Archive Boxes From KSS To Iron Mountain	4,687.34
EFT39036	26.11.2015	Qube Logistics (Aust) Pty Ltd	No. 2 Gap Ridge Water Plant - Transport 1 X 920kg Chlorine Gas Cylinder From Ixom & Return The Empty	1,954.68
EFT39037	26.11.2015	Isubscribe Pty Ltd	Dampier Library - Magazine Order And Magazine Renewal	150.94
EFT39038	26.11.2015	Indee Gold Pty Ltd	Rates refund for assessment A76659	449.13
EFT39039	26.11.2015	Integrated Recycling Pty Ltd T/as IR Composite	Depot - Eco Tuff Bollards x 20	3,884.54
EFT39040	26.11.2015	Jason Signmakers	Signage - 2 X Quadstand Signs (Road Work Ahead), Street Name Blades - Various	588.50
EFT39041	26.11.2015	James Bennett Pty Limited	Library - New Resources	70.61
EFT39042	26.11.2015	Jolly Good Auto Electrics	Plant Repairs	9,297.40
EFT39043	26.11.2015	JR & A Hersey Pty Ltd	Stock	162.36
EFT39044	26.11.2015	Beyond Carpentry Contracting	RAC - Demolish And Remove Old BBQ, Wickham Child Health Clinic - Replace Back Door, DCH - Install Picture Rail, Main Admin Bldg - Replace Hinges, General Maintenance Jobs	5,483.50
EFT39045	26.11.2015	Karratha Smash Repairs	Plant Repairs	990.00
EFT39046	26.11.2015	Kwik Kopy Printing Centre	All Staff Cyclone Message System Cards	200.75
EFT39047	26.11.2015	Komatsu Australia Pty Ltd	Parts for Plant Repairs	896.92
EFT39048	26.11.2015	Sonic HealthPlus Pty Ltd	Doctors Consultation For 19/10/2015	99.00
EFT39049	26.11.2015	Karratha Automotive Group - KAG	Parts for Plant Repairs	246.16
EFT39050	26.11.2015	K Kenway	Reimbursement - Study Allowance 2015	461.70

Chq/EFT	Date	Name	Description	Amount
EFT39051	26.11.2015	Karratha Environmental Crushing Pty Ltd	7 Mile - Removal Of Recycled Glass - 30/10/15	9.24
EFT39052	26.11.2015	Karratha Panel & Paint (Tunstead Family Trust T/A)	Removal Of Abandoned Vehicles	1,452.00
EFT39053	26.11.2015	McLeods & Co Barristers And Solicitors	Legal Costs	735.30
EFT39054	26.11.2015	Landgate	Valuation Services	1,026.13
EFT39055	26.11.2015	Leukaemia Foundation	Fundraising - Light The Night Lantern Sales	5,280.00
EFT39056	26.11.2015	Leethall Constructions Pty Ltd	Master Depot Plan - Stage 2, Supply And Install Of 3 X Storage Containers	26,125.00
EFT39057	26.11.2015	Macdonald Johnston Engineering (Bucher Municipal Pty Ltd)	Plant Repairs	2,595.69
EFT39058	26.11.2015	Modern Teaching Aids Pty Ltd (MTA)	WRP - 4 x Craft Tables For Play Program	571.89
EFT39059	26.11.2015	MAK Industrial Water Solutions Pty Ltd	Kta Airport - WWTP Service & Operations Monthly Management - October 2015	20,259.10
EFT39060	26.11.2015	B Menezes	Reimbursement Of Allowance - Perth Meetings 25/10/15 To 29/10/15	198.34
EFT39061	26.11.2015	Morpho Australasia Pty Ltd	KTA Airport - Thermal Paper Printer Rolls	84.70
EFT39062	26.11.2015	Military Shop	Karratha Library - Replica WW1 Medals And Dead Man's Penny	173.90
EFT39063	26.11.2015	Mission Australia	Grant In Support Of White Ribbon Day Events 2015 Ref - CC/09/AUG/15	4,950.00
EFT39064	26.11.2015	Redwave Media Ltd	Radio Advertising	5,126.00
EFT39065	26.11.2015	Neverfail Springwater Pty Ltd - 7 Mile Waste Account	15 Litre Spring Water Refills	370.00
EFT39066	26.11.2015	Neverfail Springwater Pty Ltd - Wickham Transfer Station	15 Litre Spring Water Refills	30.65
EFT39067	26.11.2015	Neverfail Springwater Pty Ltd - Front Reception	Front Admin - Annual Cooler Rental - 25/10/2015 - 25/10/2016	154.00
EFT39068	26.11.2015	North West Occupational Hygiene	22A Shadwick Drive Karratha - Determine Presence Or Absence Of Asbestos Containing Materials	698.50
EFT39069	26.11.2015	Nielsen Liquid Waste Services Pty Ltd	Removal Of Sullage at Cleaverville and 40 Mile, Wickham Pavilion - Empty Septic,	5,079.00
EFT39070	26.11.2015	S Nicholas	Reimbursement For Supplies - Hooks/ Plastic Plates /Serviettes	20.98
EFT39071	26.11.2015	Ixom Operations Pty Ltd (Orica)	WWTP - 920kg Chlorine Gas Cylinder	2,644.40
EFT39072	26.11.2015	Ooh! Media Retail Pty Ltd	Da Vinci Exhibition - Shopalite - 19/10/15 to 02/11/15	924.00
EFT39073	26.11.2015	Rob O'Day	Refund For Lost Parking Ticket	151.00
EFT39074	26.11.2015	Pilbara Distributors	RAC - Kiosk Stock	1,322.38
EFT39075	26.11.2015	Pilbara Institute	Kta Airport - Microsoft Excel Intermediate - 30/10/15	912.15
EFT39076	26.11.2015	Pilbara Copy Service	Photocopier Charges - Various	819.53
EFT39077	26.11.2015	Professional Trapping Supplies	Rangers - Spromise S158	1,517.00
EFT39078	26.11.2015	Polytechnic West	Employment Costs - Annual Training Apprenticeship - 05/10/15	365.87
EFT39079	26.11.2015	Prompt Fencing Pty Ltd	KTA Airport - Supply & Install New 10kph Speed Signs	748.00
EFT39080	26.11.2015	Point Parking Pty Ltd	KTA Airport - Carpark Management Monitoring Admin Accounting And Insurance For October 2015	4,071.21

Chq/EFT	Date	Name	Description	Amount
EFT39081	26.11.2015	Preferred Training Networks Pty Ltd	Employment Costs - Workbooks for Mad Bad Sad Tears Abuse & Threats Training	1,319.20
EFT39082	26.11.2015	Repco Auto Parts	Stock	1,928.48
EFT39083	26.11.2015	Roebourne Dingo Hire	Removal of Abandoned Vehicles	220.00
EFT39084	26.11.2015	RFF Pty Ltd	Statutory Planning Support Services - Development Applications	1,650.00
EFT39085	26.11.2015	Reece Pty Ltd	Parts - Plumbing / Retic Repairs	122.41
EFT39086	26.11.2015	Designa Sabar Pty Ltd	KTA Airport - Technical Support Service Coverage For Power Outage	264.00
EFT39087	26.11.2015	G Shoemark	Reimbursement - Utilities As Per Employment Contract	83.26
EFT39088	26.11.2015	Smiths Detection (Australia) Pty Ltd	Kta Airport - 1823203-A Verification Standard	507.38
EFT39089	26.11.2015	Scott Printers Pty Ltd	KLP - Printing Of Brochures: Casual Entry Memberships & Swim School	2,302.30
EFT39090	26.11.2015	Silverfox Images	Gift For Cr Miller For Four Year Term On Council	35.00
EFT39091	26.11.2015	Trugrade Pty Ltd	Stock	331.25
EFT39092	26.11.2015	T-Quip	Plant Repairs	2,515.00
EFT39093	26.11.2015	Schneider Electric Buildings Aust. Pty Ltd	Access Card Reader To Replace Broken Unit. Staff Room Door Main Administration Office.	259.07
EFT39094	26.11.2015	3 Degrees Marketing Pty Ltd	REAF 2015 - Menu Board Design For REAF Launch	396.00
EFT39095	26.11.2015	Trisleys Hydraulic Services Pty Ltd	KLP - Minor Service Of Plant Room And Chlorination System	4,195.40
EFT39096	26.11.2015	Turf Whisperer	Golf Course - Maintenance Planning Operations Redevelopment & HR Management	16,327.00
EFT39097	26.11.2015	District 17 Toastmasters International (Karratha)	Community & Culture - Grant Reference CC/15/Aug/15 - Train The Trainers Program	2,260.00
EFT39098	26.11.2015	Universal Office National (Pilbco Pty Ltd)	Stationery Items - Various	173.53
EFT39099	26.11.2015	Karratha Timber & Building Supplies (Formerly Versatile)	Hardware Items - Various Maintenance	1,997.01
EFT39100	26.11.2015	Village Roadshow Pty Ltd	Moonrise Cinema - Screening Pan 28/10/15	575.85
EFT39101	26.11.2015	Westrac Equipment Pty Ltd	Parts for Plant Repairs	222.64
EFT39102	26.11.2015	Woolworths (WA) Ltd	NAIDOC Week - Ingredients For Cossack Cooking Demonstrations - 17/07/15, Café Supplies, Catering for Meetings	1,291.79
EFT39103	26.11.2015	Wormald Australia Pty Ltd	Routine Maintenance and Service of Hydrants, Fire Extinguishers - Various Locations	6,100.94
EFT39104	26.11.2015	T Wear	Reimbursement - Utilities As Per Employment Contract	92.45
EFT39105	26.11.2015	Wrapped Creations	Da Vinci Machines Exhibition - Event Management And Staffing - 2nd Payment, REAF 2015 - Silent Disco Headphones and Transmitters	15,240.50
EFT39106	26.11.2015	Wickham Wolves Football Club	Bucks For Bags Donation - 12/09/15 Wickham	252.00
EFT39107	26.11.2015	Wavesound Pty Ltd	Library - Small Earphones For Patron Use On Computer	165.00
EFT39108	26.11.2015	Water Infrastructure Science and Engineering P/L	Karratha Effluent Reuse Scheme Project - Pipeline Testing	7,368.07
EFT39109	26.11.2015	Wickham Primary Health Care Centre	Progress Medical Consultation 29/10/2015	128.10
EFT39110	26.11.2015	Xelerator Pty Ltd t/a KBSS Engineering	Footpath Lighting Upgrade - Supply And Installation - RFT 15-14/15	17,146.64
EFT39111	26.11.2015	Yakka Pty Ltd	Uniforms	1,180.82

Chq/EFT	Date	Name	Description	Amount
EFT39112	27.11.2015	Pindan Contracting Pty Ltd	Dampier Community Hub - Progress Claim #9	1,694,957.39
EFT39113	27.11.2015	Statwide Turf Services	WRP - Spring Turf Renovations for Playing Fields	150,072.26
EFT39114	27.11.2015	G Bailey	Sitting Fee - November 2015	2,791.67
EFT39115	27.11.2015	J Lally	Sitting Fee - November 2015	4,562.50
EFT39116	27.11.2015	E Smeathers	Sitting Fee - November 2015	2,791.67
EFT39117	27.11.2015	F White-Hartig	Sitting Fee - November 2015	2,474.73
EFT39118	27.11.2015	M Bertling	Sitting Fee - November 2015	2,791.67
EFT39119	27.11.2015	G Cucel	Sitting Fee - November 2015	2,791.67
EFT39120	27.11.2015	G Harris	Sitting Fee - November 2015	2,791.67
EFT39121	27.11.2015	P Long	Sitting Fee - November 2015	11,125.00
EFT39122	27.11.2015	B Parsons	Sitting Fee - November 2015	2,791.67
EFT39123	27.11.2015	D Scott	Sitting Fee - November 2015	2,791.67
EFT39124	27.11.2015	R Vandenberg	Sitting Fee - November 2015	2,791.67
78060	01.10.2015	Karratha Senior High School	Cancelled Cheque	-175.00
78079	04.11.2015	City of Karratha	Events - Float for Light the Night 07/11/2015	500.00
78080	06.11.2015	Roebourne District High School	Contribution For End Of Year Awards 2015	275.00
78081	06.11.2015	City of Karratha	Payroll deductions	1,988.54
78082	12.11.2015	Building And Construction Industry Training Fund (BCITF)	BCITF Receipts - October 2015	314.21
78083	12.11.2015	Baynton West Primary School P&C	REAF 2015 - Litter Picking And Wristbanding	1,700.00
78084	12.11.2015	Global Construction Services Limited	Rates Refund For Assessment A89130	478.44
78085	12.11.2015	Target Australia Pty Ltd	Library - Resources / DVD's	62.50
78086	13.11.2015	Anshula Ashish	2015 Walkington Award Winner	5,000.00
78087	18.11.2015	City of Karratha	Lease Paid to 30/12/2015	2,607.14
78088	19.11.2015	Target Australia Pty Ltd	Equipment Replacement - Backpacks For Parks And Gardens Staff	114.50
78089	23.11.2015	City of Karratha	Payroll deductions	1,371.79
78090	23.11.2015	Australian Services Union (ASU/MEU Div.)	Payroll deductions	922.40
78091	23.11.2015	Lgrceu	Payroll deductions	102.52
78092	26.11.2015	Paul Andrew Jagger	Refund Of Nomination Deposit For 2015 CofK Election	80.00
78093	26.11.2015	Pennoschea Little	Refund Of Nomination Deposit For 2015 CofK Election	80.00
78094	26.11.2015	Daniel Keith Miller	Refund Of Nomination Deposit For 2015 CofK Election	80.00
78095	26.11.2015	Julie Anne Pope	Refund Of Nomination Deposit For 2015 CofK Election	80.00
78096	26.11.2015	Beth Smith	Refund Of Nomination Deposit For 2015 CofK Election	80.00
78097	26.11.2015	Marcus Tutt	Refund Of Nomination Deposit For 2015 CofK Election	80.00
78098	26.11.2015	Faurex Pty Ltd	Rates refund for assessment A91305	137.26
DD24397.1	18.11.2015	WA Super (Formerly WALGSP)	Superannuation contributions	112,530.37
DD24397.10	18.11.2015	Colonial First State Firstchoice Super	Superannuation contributions	1,077.38
DD24397.11	18.11.2015	AMP Super Directions Fund	Superannuation contributions	467.05
DD24397.12	18.11.2015	Australian Super	Superannuation contributions	5,327.17
DD24397.13	18.11.2015	AMP SignatureSuper	Superannuation contributions	974.89
DD24397.14	18.11.2015	NGS Superannuation	Superannuation contributions	636.93

Chq/EFT	Date	Name	Description	Amount
DD24397.15	18.11.2015	Sunsuper Pty Ltd	Superannuation contributions	1,408.91
DD24397.16	18.11.2015	ANZ Smart Choice Super	Superannuation contributions	1,059.82
DD24397.17	18.11.2015	MLC Nominees Pty Ltd	Superannuation contributions	1,128.58
DD24397.18	18.11.2015	J & S Pryor Super Fund	Superannuation contributions	465.03
DD24397.19	18.11.2015	Cbus	Superannuation contributions	637.57
DD24397.2	18.11.2015	First State Super	Superannuation contributions	276.71
DD24397.20	18.11.2015	Statewide Super	Superannuation contributions	744.51
DD24397.21	18.11.2015	MLC Masterkey Superannuation	Superannuation contributions	633.68
DD24397.22	18.11.2015	AMP Flexible Lifetime Superannuation Fund	Superannuation contributions	729.60
DD24397.23	18.11.2015	BT Super For Llife	Superannuation contributions	861.19
DD24397.24	18.11.2015	Catholic Super & Retirement Fund	Superannuation contributions	63.17
DD24397.25	18.11.2015	VicSuper	Superannuation contributions	838.99
DD24397.26	18.11.2015	JR Superannuation Fund	Superannuation contributions	490.86
DD24397.27	18.11.2015	Colonial First State Investments Limited (Super)	Superannuation contributions	483.17
DD24397.28	18.11.2015	Scott G Fitzgerald & Sherry A Fitzgerald ATF Superannuation Fund	Superannuation contributions	17.69
DD24397.29	18.11.2015	CBA Superannuation Savings Account	Superannuation contributions	174.54
DD24397.3	18.11.2015	AXA Generations	Superannuation contributions	746.44
DD24397.30	18.11.2015	Club Plus Superannuation Scheme	Superannuation contributions	827.32
DD24397.31	18.11.2015	OnePath Masterfund	Superannuation contributions	312.19
DD24397.32	18.11.2015	Commonwealth Superannuation Savings - Bradshaw	Superannuation contributions	68.71
DD24397.33	18.11.2015	Prime Super	Superannuation contributions	71.01
DD24397.34	18.11.2015	Rest Superannuation	Superannuation contributions	4,852.73
DD24397.35	18.11.2015	AMP Superleader	Superannuation contributions	660.12
DD24397.36	18.11.2015	Jacqueline & Theresa Super Fund	Superannuation contributions	344.76
DD24397.37	18.11.2015	Kym Davies Superannuation Fund	Superannuation contributions	592.84
DD24397.38	18.11.2015	AvSUPER FUND	Superannuation contributions	442.74
DD24397.39	18.11.2015	Telstra Super Pty Ltd	Superannuation contributions	577.03
DD24397.4	18.11.2015	Mercer Superannuation (Australia) Pty Ltd	Superannuation contributions	274.01
DD24397.40	18.11.2015	QSUPER	Superannuation contributions	454.77

Chq/EFT	Date	Name	Description	Amount
DD24397.41	18.11.2015	Superwrap Personal Super Plan	Superannuation contributions	516.67
DD24397.42	18.11.2015	AMP Retirement Trust - BATT	Superannuation contributions	875.63
DD24397.43	18.11.2015	Hesta Superannuation	Superannuation contributions	2,968.05
DD24397.44	18.11.2015	Macquarie Super - Hounsham (Jewkes)	Superannuation contributions	531.08
DD24397.5	18.11.2015	HostPlus Superannuation	Superannuation contributions	3,617.25
DD24397.6	18.11.2015	Local Government Superannuation- SYDNEY	Superannuation contributions	1,196.84
DD24397.7	18.11.2015	100F Lifetrack Personal Superannuation	Superannuation contributions	560.57
DD24397.8	18.11.2015	Essential Super	Superannuation contributions	936.30
DD24397.9	18.11.2015	Local Government Superannuation - Brisbane	Superannuation contributions	2,241.51
				7,591,604.49

05.11.2015	City of Karratha	Payroll FE 04.11.2015	755,963.27
19.11.2015	City of Karratha	Payroll FE 18.11.2015	753,913.63
24.11.2015	City of Karratha	Wages	1,500.00
			1,511,376.90

Total Payments 9,102,981.39

9.3 OPERATIONAL PLAN 2015/16 – PERFORMANCE REPORT

File No: CM.89
Responsible Executive Officer: Director Corporate Services
Reporting Author: Manager Governance & Organisational Strategy
Date of Report: 16 November 2015
Applicant/Proponent: Nil
Disclosure of Interest: Nil
Attachment(s): Nil

PURPOSE

To provide Council with an update on the Quarter 1 (July 2015 – September 2015) performance against the Operational Plan 2015-16.





BACKGROUND

The City of Karratha adopted its first ever suite of documents within the Integrated Strategic and Planning Framework on 17 December 2012. Overarching this suite of interrelated plans is the Strategic Community Plan 2012-2022 which identifies the aspirations of our communities. The Corporate Business Plan 2012-2016 provides specific detail of Council’s commitment to the community by prioritising the programs, projects and services Council will provide over this four year period. The Operational Plan 2015-2016 (an annual slice of the Corporate Business Plan 2012-2016) further builds on the foundation already provided through previous Operational Plans continuing implementation of the programs, projects and services identified in the Corporate Business Plan.

The Strategic Community Plan is currently under review and an updated plan will be presented to Council for consideration prior to 2016/17.

One of the supporting processes is quarterly reporting against performance measures to monitor performance and respond to changing priorities.

A snapshot of the overall performance during Quarter 1 is included in this report. It uses a traffic light system to represent the following benchmarks:

	Attention Required	Below the lower tolerance applied to the KPI.
	Within Tolerance	Between the target and lower tolerance applied to the KPI.
	On Target	Either on or above target.
	No Status	No action required for this period.

Key Measures for 2015/16

There are four strategic themes in the Strategic Community Plan 2012-2021, which are delivered through 125 Programs outlined in the Corporate Business Plan. These are in turn delivered through 226 ongoing services and projects, which are measured by 104

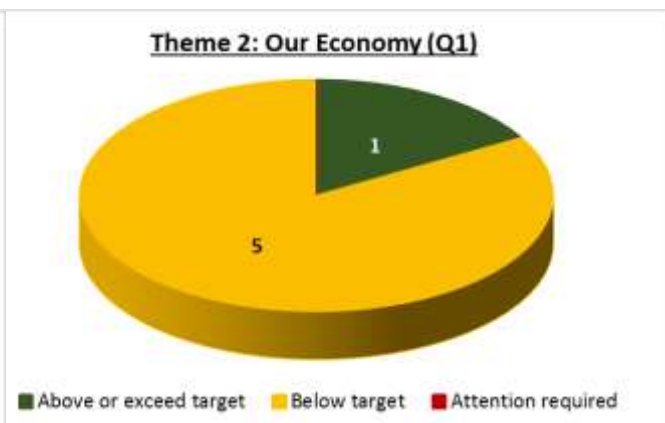
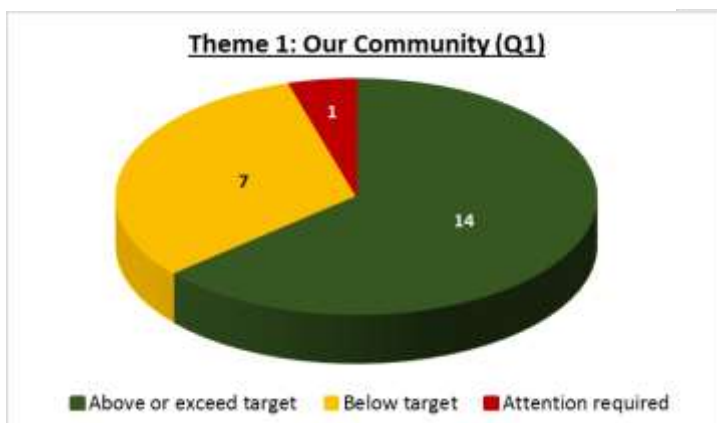
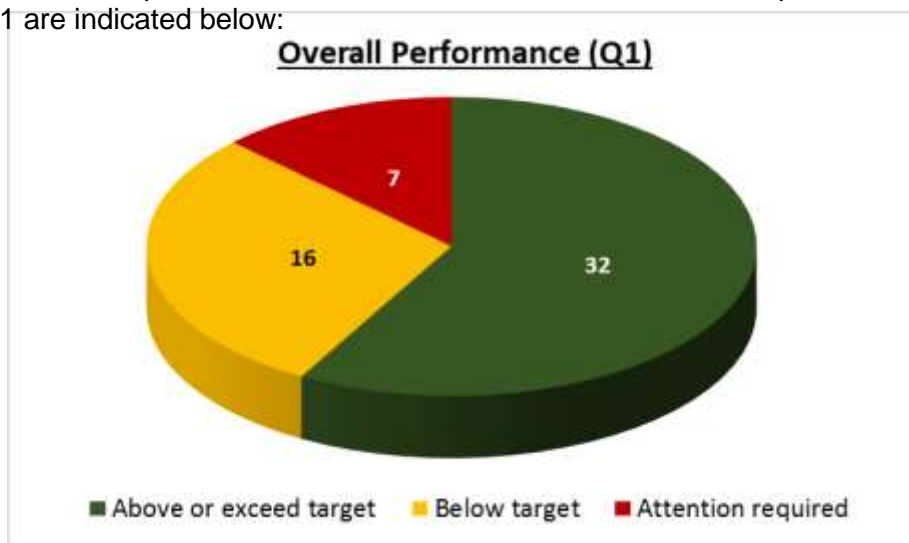
performance measures that are introduced at periodic intervals throughout the year as certain triggers are reached.

Each theme outlines a set of programs delivered through a number of projects and services as follows:

Strategic Theme	Programs	Services & Projects	Performance Measures
Our Community	52	104	56
Our Economy	8	13	3
Our Natural & Built Environment	6	16	8
Our Leadership	59	93	37

Quarter 4 Performance Measures

Out of a total 104 performance measures, 55 are measured this quarter. The results for Quarter 1 are indicated below:



48 (87%) of the Quarter 1 performance measures exceeded the target or were within tolerance levels, including:

- There were an additional 16 passenger landings at the airport for the quarter.
- Improved responsiveness to building maintenance requests within approved service levels.
- Increased attendances at the Leisureplex and Wickham Sporting Precinct in the first quarter.
- Over 1345 users and 1768 visits to the City’s online and economic and demographic data.
- 62% increase in numbers of patrons attending the City’s library services with over 3654 items of stock added to library resources.
- 8,114 Facebook engagements per week in the first quarter with one post generating over 2000 engagements alone.
- Reduction in the incidence of graffiti with only 137 hours this quarter allocated towards graffiti removal.
- Average lease costs per square metre have continued to fall to around \$452.50 m² making it easier for local businesses to start up.
- Bushland fires have been low - 5 fires were attended to in the first quarter including the fire on the Burrup Peninsula.
- The 9 MSES practitioners continue to exceed minimum consultation hours with over 4,030 hours available to the public.
- Unplanned absenteeism is down to an average low of 15.09 hours/employee for the quarter.
- No Lost Time Injuries for the quarter.
- Debt Service Cover ratio and financial stability ratios are all positive.
- Staff turnover down to 9% compared to over 22% this time last year.

7 (13%) of the Quarter 1 performance measures require attention. The table below highlights the areas of attention:

Theme	Program / Service	Measure	Shortfall	Comments/Corrective Action
Our Community – Diverse and Balanced	Community Safety	1.f.5.3.1a Reduce tonnage collected from roadside pickups	Target: 4 tonnes Q1 Outcome: 8.92 tonnes	The quarter was a much busier period with community litter clean ups. Fifteen (15) community groups, which is almost double the participation rate at the same period in the previous year, were conducted during this period. Promotion of the service to be carried out to educate the community to reduce litter on roadsides.
Our Natural and Built Environment – Thriving and Sustainable	Ranger Services	3.a.1.1.2a Reduction in the amount of illegal dumping of litter throughout the City.	Target: 71 incidents Q1 Outcome: 89 incidents	34 reports from community regarding litter issues. 53 patrols conducted of litter hot spots including the reporting of dumped trolleys to Coles, Kmart and Woolworths requiring that they be collected within 24 hours. 9 infringements issued including 7 for abandoned vehicles

Theme	Program / Service	Measure	Shortfall	Comments/Corrective Action
Our Leadership – Responsive and Accountable	Customer Services	4.a.1.2.6a – Total number of building, environmental health and planning applications processed	Target: 700 Q1 Outcome: 441	This is the fifth consecutive quarter where applications have continued to reduce for building applications, planning applications, dreamer’s hill permits, replacement bins, septic inspections, property inspections. This is in part due to the downturn in development affecting building and planning applications whilst a slowdown in the transient nature of the community has had an effect on Dreamer’s Hill permits.
		4.a.1.2.7a – Total number of dog and cat registrations processed	Target: 450 Q1 Outcome: 167	Registrations for dogs and cats are every three years and traditionally the second quarter results are the strongest as a result of annual registrations and renewals by 31 October.
	Building Services	4.b.1.8.2a - Reduce the number of pool repeat inspections	Target: 23% Q1 Outcome: 50%	Pool barrier inspection program has been resumed and a concerted effort will be made to catch up on the backlog in Q2.
	Ranger Services	4.b.1.11.1a Reduction in the number of ranger related dog/cat/ animal interactions with the community	Target: 213 Q1 Outcome: 366	195 reports received from the community and a further 171 generated by Rangers on patrol 60 dogs impounded 31 cats impounded This is a spike for normal reporting periods that average around 300 interactions. Rangers continue to be responsive to complaints but also where possible educate the public and owners on good animal management practices.
	Finance and Asset Management	4.d.1.5.1a – Collect payment from all invoices within Council’s terms of trade of 40 days.	Target: 80% Q1 Outcome: 79.96%	Just outside the tolerance limits with 40 invoices (valued at \$2.951M) received outside of the 40 day limit.

LEVEL OF SIGNIFICANCE

In accordance with Council Policy *CE-8 Significant Decision Making Policy*, this matter is considered to be of high significance in terms of Council’s ability to perform its role.

COUNCILLOR/OFFICER CONSULTATION

Consultation has taken place with all departments and relevant officers to ascertain and report on progress towards the desired performance measures.

COMMUNITY CONSULTATION

No community consultation is required.

STATUTORY IMPLICATIONS

Section 5.56(1) of the *Local Government Act 1995* requires local government authorities in Western Australia to plan for the future.

Section 5.56(1) of the *Local Government Act 1995*, and Regulation 19CA, 19C and 19DA of the *Local Government (Administration) Regulations 1996* (the Regulations) establish requirements for Strategic Community Plans and Corporate Business Plans.

POLICY IMPLICATIONS

There are no policy implications.

FINANCIAL IMPLICATIONS

The budgetary allocations embedded within the Operational Plan have drawn on Council's budget deliberations.

STRATEGIC IMPLICATIONS

This item is relevant to Council's approved Strategic Community Plan 2012-2022 and Corporate Business Plan 2012-2016. In particular the Operational Plan 2015-2016 provided for this activity:

- Our Program: 4.c.2.8 Develop and implement a strategic business planning management system and coordinate business improvement activities
- Our Services: 4.c.2.8.4 Coordinate and prepare quarterly review reports across the City and present to Council for approval

RISK MANAGEMENT CONSIDERATIONS

There are reputational risks associated if Council does not deliver on commitments in the Strategic Community Plan.

IMPACT ON CAPACITY

There will be substantial impact on capacity inherent in Council's commitment to meet targets and resources outlined by the Operational Plan. Consideration has been given to resourcing to implement the Operational Plan.

RELEVANT PRECEDENTS

Quarterly Performance Reports have been provided to Council since the 2013-2014 financial year.

VOTING REQUIREMENTS

Simple Majority.

OPTIONS:Option 1

As per Officer's recommendation.

Option 2

That Council by Simple Majority pursuant to Section 5.56(1) of the *Local Government Act 1995* and Regulation 19DA of the *Local Government (Administration) Regulations 1996* RESOLVES to DEFER consideration of the Quarter 1 Performance Report for 2015-2016.

CONCLUSION

In accordance with the requirements of the *Local Government Act 1995* and the *Local Government (Administration) Regulations 1996*, Council adopted a suite of documents that comprise the Integrated Strategic Planning framework. These documents include a ten year Strategic Community Plan 2012-2022, a four year focused Corporate Business Plan 2012-2016 and an annual Operational Plan.

One of the supporting processes is quarterly reporting against the current year of the Operational Plan to monitor performance and respond to changing priorities. The Quarter 1 Performance Report summarises the performance of Council in relation to goals set at the start of the financial year. This report confirms that 87% of the 55 performance measures were achieved or substantially achieved in Quarter 1 for the period ended 30 September 2015.

OFFICER'S RECOMMENDATION / COUNCIL RESOLUTION

Res No : **153318**
MOVED : **Cr Scott**
SECONDED : **Cr Cucel**

That Council by SIMPLE Majority pursuant to Section 5.56(1) of the *Local Government Act 1995* and Regulation 19DA of the *Local Government (Administration) Regulations 1996* RESOLVES to RECEIVE the Quarter 1 Performance Report for 2015/16.

CARRIED

FOR : Cr Long, Cr Lally, Cr Bailey, Cr Bertling, Cr Cucel, Cr Harris, Cr Parsons, Cr Scott, Cr Smeathers, Cr Vandenberg, Cr White-Hartig
AGAINST : Nil

10 COMMUNITY SERVICES

10.1 ROEBOURNE 150

File No:	CS.97
Responsible Executive Officer:	Director Community Services
Reporting Author:	Acting Manager Community and Engagement
Date of Report:	2 November 2015
Applicant/Proponent:	Nil
Disclosure of Interest:	Nil
Attachment(s)	Nil

PURPOSE

To seek Council's consideration of outcomes from community consultation related to the sesquicentenary celebration for the township of Roebourne.

BACKGROUND

17 August 2016 will mark the sesquicentenary for the township of Roebourne. Roebourne became a gazetted town in 1866, the oldest town between Geraldton and Darwin. In recognition of the significance of the occasion, Council allocated \$100,000 through the 2015/16 annual budget process to celebrate the significant milestone.

In June Officers made recommendations regarding possible celebratory concepts to mark the event. Officer's initial recommendations included a meaningful longstanding legacy and a small scale community celebration/unveiling and were presented at the June 2015 Council Agenda Briefing session. Officers commenced presenting the concepts to the Roebourne community through the Elders Yarn and a further three community consultations held on Sunday evenings in Andover Park. The number of attendees attending the community consultation sessions increased as the project gained momentum and "buy in" from all community members with approximately 50 people in attendance at the last two sessions.

Outcomes of the consultation have been:

- Collation of information regarding events/activities scheduled between July and August 2016;
- Community appreciation of the process and involvement in prioritising activities;
- Community appreciation of the City taking time to listen to community ideas, given past consultation attempts;
- Celebrations branded as "150 Roebourne"
- Ideas have been documented, costed and considered;
- Prioritised activities by the Community that may be accommodated within Council budget.

Below in order of community preference, are the concepts that the community has nominated by the community consultation process.

No.	CONCEPT	WHAT WE WILL DO	COST
1.	Acknowledgement event with dinner, films and fireworks (subject to budget)	BBQ buffet Screening of films Fireworks, presentations and speeches Held on a Friday night at the Amphitheatre Advertising	\$30,000
2.	Community Designed T-shirts	Community designs t-shirts Elders to determine winning design. T-shirts fabricated and sold at \$10 each.	Based on 1000 high quality t-shirts \$26,000
3.	Cemetery Memorial	Hold a memorial at the Old Town Cemetery to acknowledge those who have past. Not an infrastructure upgrade	\$5,000
4.	Elders Memory Board	Capture Elders memories of Roebourne town that details their or their relations experiences. Install signage at Jubilee Park	\$10,000
5.	Town Sculptures	Roebourne community design 4 to 5 statues to be located on Roe Street, similar to the Marble Bar style statues.	\$30,000

Other ideas from consultation are listed below in priority order as determined by the community.

6. Upgrade to interpretative signage in Old Goal
7. Artefacts making workshop
8. Photographic exhibition
9. Community Fair
10. Tree Planting - along Roe Street with Family Name Plaques.
11. Documentary on history of Roebourne
12. Elders Tours of Roebourne
13. Hospital Upgrade
14. Royal Show style event
15. Dances from the many groups in Roebourne
16. Rename Jubilee Park- Nguriny Park
17. Acknowledge - Aboriginal children planting the 2 rows of gum trees at the school house
18. Achievements from the People of Roebourne- highlighting who has achieved beyond Roebourne
19. Water Park construction
20. Re-publish book "The winds that blew at Cossack"
21. Re-publish book "Pilbara Journey's"
22. History Timeline Signage

Attachments highlight concepts / voting demonstrated at consultation sessions.

Additional activities that have been suggested by community for other stakeholders to have an opportunity to build on the sesquicentenary have included:

- writing and performing of a town song,
- planning and building of a community garden and
- North West Jockey Club holding a Racecourse Ball.

In addition to the above-mentioned concepts the City of Karratha is progressing the following projects for the 150 Roebourne celebrations:

- Roebourne Heritage Trail including Mt Welcome Lookout minor upgrade
- Ieramargadu Bush Tucker Trail – around Harding River
- History Book
- Town Banners

Officers have noted during consultations, a high level of cultural sensitivity is required in developing appropriate content and information for these projects. The concepts provided by the community highlighted their eagerness to be a part of the decision making process around their town for this event.

LEVEL OF SIGNIFICANCE

In accordance with Council Policy CG-8 Significant Decision Making Policy, this matter is considered to be of medium significance in terms of cultural & wellbeing issues and Council's ability to perform its role.

COUNCILLOR/OFFICER CONSULTATION

Relevant Officers from Community Engagement, Community Services and Leisure Services have been consulted to draw on expertise and knowledge for 150 Roebourne activities and associated logistics and costings.

COMMUNITY CONSULTATION

Significant consultation has occurred with great success. The major achievement from consultations has been engagement at a local level in a positive and open manner. This has resulted in the generation of a concept list with community voting for their priorities for 150 Roebourne.

Officers have attended the Elders Yarn and have participated in three other formal consultation sessions with community. Officers were guided by Policy CS09 Consultation principles of access to information, encouragement to present views, transparency, opportunity to present views, feedback, openness, responding to diversity, timeliness, coordination and cultural protocol.

STATUTORY IMPLICATIONS

There are no statutory implications.

POLICY IMPLICATIONS

Policy CS09.

FINANCIAL IMPLICATIONS

In recognition of the significance of the occasion, Council allocated \$100,000 through the 2015/16 annual budget process to celebrate Roebourne's significant milestone. The top 5 priority projects as voted by the community fall within the \$100,000 Council allocation.

STRATEGIC IMPLICATIONS

This item is relevant to the Council’s approved Strategic Community Plan 2012-2022 and Corporate Business Plan 2012-2016. In particular the Operational Plan 2015-2016 provided for this activity:

Our Program:	1.f.4.2	Provide support to local community groups and local service providers for community engagement events, projects, programs and activities.
Our Services:	1.f.4.2.3	Provide support to local community groups and local service providers for community civic events and activities.
	1.f.4.2.5	Provide community funding and grants to encourage development and provision of programs and activities that benefit the wider community.
Our Program:	1.f.4.4	Strengthen relationships with Indigenous groups, promoting culture, history and achievements
Our Services:	1.f.4.4.1	Celebrate the culture, history and achievements of local indigenous people.
	1.f.4.4.2	Demonstrate a commitment to building respectful relationships with indigenous groups within the City.

RISK MANAGEMENT CONSIDERATIONS

The level of risk is considered to be low to the City in terms of financial management. However the level of risk associated with City’s reputation with the community will be high should Council support concepts other than those highlighted by the community.

IMPACT ON CAPACITY

The Community Services team have planned for the 150 Roebourne as part of the 2015/16 projects and have the capacity to support the associated activities.

RELEVANT PRECEDENTS

There are no relevant precedents related to this matter.

VOTING REQUIREMENTS

Simple Majority.

OPTIONS:

Option 1

As per Officer’s recommendation.

Option 2

That Council by SIMPLE Majority pursuant to Section 3.18 of the *Local Government Act 1995* RESOLVES to not consider the community’s direction on the 150 Roebourne celebrations and resolve to undertake the following projects as part of the 150 Roebourne celebrations.

1. _____
2. _____

CONCLUSION

The community is demonstrating increased enthusiasm, community pride and empowerment in being a part of the consultation process for 150 Roebourne celebrations and associated activities.

As a result of the community consultation Officers have made recommendations to celebrate 150 years of Roebourne. The recommendations are responsive to community concepts and voting principles.

OFFICER’S RECOMMENDATION

That Council by SIMPLE Majority pursuant to Section 3.18 of the *Local Government Act 1995* RESOLVES to SUPPORT the community’s direction and priorities for activities to celebrate Roebourne Town reaching 150 years, as detailed below:

No.	CONCEPT	COST
1	Acknowledgement event with dinner, films, advertising and fireworks	\$30,000
2	Community Design T-shirt (cost based on 1000 high quality t-shirts)	\$26,000
3	Cemetery Memorial	\$5,000
4	Elders Memory Board	\$10,000
5	Town Sculptures	\$30,000

COUNCIL AMENDED RESOLUTION

Res No : 153319
 MOVED : Cr Bailey
 SECONDED : Cr Lally

That Council by SIMPLE Majority pursuant to Section 3.18 of the *Local Government Act 1995* RESOLVES as part of the 150 Roebourne celebrations to:

1. SUPPORT the development of Town Sculptures and request that Officers continue to develop this initiative; and
2. UNDERTAKE broader community consultation on the direction, priorities and activities to celebrate Roebourne Town reaching 150 years with the following:
 - a) Descendants of the original settlers;
 - b) Whole of the Roebourne Town community and broader City of Karratha; and
 - c) Traditional Owner groups.

CARRIED

FOR : Cr Long, Cr Lally, Cr Bailey, Cr Bertling, Cr Cucel, Cr Harris, Cr Parsons, Cr Scott, Cr Smeathers, Cr Vandenberg, Cr White-Hartig
 AGAINST : Nil
 REASON : Councillors modified the Officer’s recommendation as they felt that while wanting to continue progression of the town sculptures there was a need for additional community consultation on the direction, priorities and activities to celebrate Roebourne Town reaching 150 years.

Cr Parsons declared a financial interest in Item 10.2 Major Event Sponsorship Scheme as Cr Parsons is the owner of Hay Bar Pty Ltd which is applying for sponsorship under the Scheme.

At 6.55 pm Cr Parsons left the Chambers.

COUNCIL RESOLUTION

Res No : **153320**
MOVED : **Cr Smeathers**
SECONDED : **Cr Scott**

That Council suspend Standing Orders at 6.55 pm to allow for open discussion of Item 10.2 Major Event Sponsorship Scheme.

CARRIED

FOR : Cr Long, Cr Lally, Cr Bailey, Cr Bertling, Cr Cucel, Cr Harris, Cr Scott, Cr Smeathers, Cr Vandenberg, Cr White-Hartig
AGAINST : Nil

COUNCIL RESOLUTION

Res No : **153321**
MOVED : **Cr Smeathers**
SECONDED : **Cr Lally**

That Council resume Standing Orders at 7.13 pm.

CARRIED

FOR : Cr Long, Cr Lally, Cr Bailey, Cr Bertling, Cr Cucel, Cr Harris, Cr Scott, Cr Smeathers, Cr Vandenberg, Cr White-Hartig
AGAINST : Nil

10.2 MAJOR EVENT SPONSORSHIP SCHEME

File No: RC.113

Responsible Executive Officer: Director Community Services

Reporting Author: Events Coordinator

Date of Report: 7 December 2015

Applicant/Proponent:

1. Haybar Pty Ltd/Blanche Bar
2. The Pilbara Adventure Co.
3. Wrapped Creations
4. Fervor

Disclosure of Interest: Nil

Attachment(s)

1. Confidential – Applicant Budgets
2. Major Event Sponsorship Scheme Policy CS -22

PURPOSE

To present Council with the 2015/16 Major Event Sponsorship Scheme applications and evaluations.

BACKGROUND

The Major Event Sponsorship Scheme Policy CS-22 aims to improve the following outcomes within the City of Karratha:

1. Community capacity;
2. Economic impact;
3. Profile raising; and
4. Tourism development opportunities.

Since the establishment of the Scheme in 2013/14 Council has funded 14 events with an annual budget of some \$450,000 allocated, although the entire allocation has never been fully allocated. Historically the investments have been at the lower end of the threshold i.e. 10% of total event cost from a possible threshold of 40% as per the Policy. The table below outlines the recent events supported and the extent of support provided by the City of Karratha.

2014/15		2015/16		2016/17
Event	Amount	Event	Amount	
Red Dog Relay	\$30,750	Red Dog Relay	\$26,500	Review all of 15/16 against KPI's. Potential to remove event(s).
Sprintcar Stampede	\$20,000	Sprintcar Stampede	\$15,000	
City to Surf	\$20,000	City to Surf	\$16,500	
Billfish Shootout	\$18,181	Billfish Shootout	\$15,000	
Gossip Festival	\$31,200	Gossip Festival	\$26,500	
FeNaClNG	\$72,303	FeNaClNG	\$72,303	
Nor West Jockey Club	\$18,400	Nor West Jockey Club	\$18,400	
Beats in the Heat	\$22,500			
Tura New Music	\$30,000			
Luncia Productions	\$14,000			
Waterpolo Championships	\$12,900			
Boxing Event	\$10,500			
Fluid Festival	\$15,720			
West Coast Fever Pre-Season	\$10,030			

As part of the 2015/16 Events Scheme the City recently received 4 applications for consideration. The four applications are summarised below with greater detail in the confidential attachments.

Applicant 1: Hay Bar Ltd Pty – Beats in the Heat

The proposal is seeking to reshape the inaugural festival established in 2015. Requesting funding to expand the festival to create greater economies of scale by operating over multiple days providing onsite camping and parking, thus making the event a true destination event. The requested location is the Karratha Leisureplex however Officers are working with organiser to source alternative locations. The event is proposing a diverse range of music genres to cater for greater market segment supported by a variety of activities to supplement the music component. The proposal also presented a strong community engagement program involving school workshops, community group support and an indigenous music promotion. The total anticipated attendance is approximately 2500-5000 participants. The 2016 social media campaign is already underway and generating high activity.

Applicant 2: The Adventure Retreat Company – Pilbara Wellness Adventure Retreat

The application presented requests support to develop a unique wellness experience which would be the first of its kind in the Pilbara. A similar model currently operates in the Kimberly's with a high success rate. The nature of wellness retreat is a bespoke experience delivery tailored engagement and experience to attendees. A critical success outcome from the event

will be that each attendee becomes an unofficial ‘Pilbara Ambassador’ due to having established a strong connection to the area through their experience. A significant aspect of the proposal is regional profiling. Officers suggest the applicant has the ability to achieve this due to letters of intention to attend which included a high profile Australian travel blogger with 4 million subscribers, which includes international. Applicant have identified three potential locations within the City of Karratha aimed at showcasing unique landscapes. The event has a strong focus on geo-tourism looking to attract 80 -150 participants with attendees from outside the region.

Applicant 3: Wrapped Creations – Fashion Festival

The applicant presented a one year proposal outlining a fashion event proposed to be held in the Cossack township. Four Western Australian and six international designers were identified to present at the fashion festival. A Perth based creative director has been nominated to stage the event. The event proposed 350 attendees with the potential to operate a second evening based on demand, however limited detail was provided on cost implications. Officers suggest the event possessed unique aspects, however questioned the alignment to the Pilbara and its relevance.

Applicant 4: Fervor – Fervor Dinner Series

Fervor is an outdoor dining experience that utilises locally foraged produce to create a unique culinary experience. Fervor work with locals who have a deep cultural connection to the region to ensure the authenticity of the final product. This has been supported with an ongoing collaboration with a local Ngarluma man (Clinton Walker) for the proposed City of Karratha dinner series. Fervor has previously delivered a dinner series within the City of Karratha as part of an early 2015 North West tour. This application proposes four dinners that provide additional value to existing events to be operated during and around the WA Day long weekend in 2016. The total attendance anticipated is approximately 300, with a key outcome of improving the perceptions of the Pilbara and building unique experiences.

Officers believe that through a more assertive approach supported by a higher investment and measurable KPI's, the events proposed to be supported across the next three years can deliver a positive impact on the liveability of City of Karratha and create additional local economic activity.

Officers recommend that Council aim to narrow the events that are supported in the future and use the results achieved to date to inform the way forward with respect to the types and scale of events that are supported through the Scheme – and the ability of those events to be effectively measured for impact. This narrowing of events means funding fewer events but to a large scale. This is in alignment with the AEC report regarding tourism opportunities that have significant economic impact that is currently being considered by the Tourism Advisory Group and scheduled for Council consideration in the New Year.

It is also important to note that events will not always support each of the four Policy outcomes equally. It is more likely that an event will have a stronger outcome on either economic impact or regional profiling. Therefore Officers suggest a mix of events to ensure outcomes in the four areas are delivered from the whole Scheme. With this intention in mind, this report recommends a suite of events that are believed to have the best potential to deliver measurable outcomes across economic development and profiling of the region. To further enhance the marketability of this program three events have been selected to be packaged into an “experience” which can then be developed and promoted to enhance the experience of participants and audiences of these events.

For all MESS recipients, key performance indicators will be developed with each event owner and written into the sponsorship contracts. These KPI's will be measurable and directly relate back to achieving the outcomes written in the Policy, and in line with the expectations stated

in each of the event owners applications for funding. The event owner must report back to the City at the conclusion of each event period with their performance against the KPI's, providing supporting evidence for each claim stated.

In areas where the KPI's have not been achieved, Officers will reassess the continuation of the sponsorship and where appropriate reduce, withdraw and redirect funding in an effort to ensure the funds deliver what was expected. For Councils information the following events and programs have been committed to under the program to date via Council resolution:

Current Recipients Res No 153219	Value	Sponsorship Term
Red Dog Relay	2015/16: Cash: \$25,000 In-Kind: \$1,500 2016/17: Cash: \$15,000 In-Kind: \$1,500	Two years
Nickol Bay Speedway	2015/16: Cash: \$15,000 2016/17: Cash \$10,000	Two years
Karratha Chevron City to Surf for Activ	2016/17: Cash: \$15,000 In-kind: \$1500 2017/18: Cash \$10,000 In-kind: \$1,500	Existing three year agreement endorsed by Council resolution number 152966
Gossip Festival	2015/16: Cash: \$25,000 In-Kind: \$1,500 2016/17: Cash: \$15,000 In-Kind: \$1,500	Existing three year agreement endorsed by Council resolution number 152966
Billfish Shootout	2015/16: Cash \$15,000 2016/17: Cash: \$10,000	Further two years

LEVEL OF SIGNIFICANCE

In accordance with Council Policy CE-8 Significant Decision Making Policy, this matter is considered to be of moderate significance in terms of social issues.

COUNCILLOR/OFFICER CONSULTATION

Officers have received four applications which are presented in this report. The applications have been evaluated against the specific qualitative criteria detailed within Council Policy (CS-22) Major Events Sponsorship Scheme and are summarised as:

- strategic fit – 20
- value for money – 20
- audience development/values of excellence & diversity – 20
- genre - 10
- venue suitability - 10
- production capability - 10
- timing – 10

In addition to this, Officers measured the anticipated Return on Investment for Economic Impact and Media Impact:

- Economic Impact – 100
- Media Impact/Exposure – 100

In addition to the brief synopsis of each event/program, the table below outlines Officers recommendations for support under Policy CS -22.

Event /Program	Owner	Total Budget	Project Funding Requested (% from CofK towards total cost)	Officer's Evaluation Summary	Funding Recommended	Recommended KPI's for Year 1.
Fervor Dinner Series 2016, 17 & 18	Fervor	\$77,500* Expense \$70,000 Income \$7,500 loss *\$13,000 Wages for operator are included in expenses	2016 \$30,000 (38%) 2017 \$30,000 (38%) 2018 \$30,000 (38%) \$90,000 over three years	<ul style="list-style-type: none"> To be packaged into the overall "Pilbara Coastal Experience" being developed by KDCCI Has presented strong media/marketing, community, tourism, sponsorship and event attendee impacts Event will leverage off local tour operators, restaurants, accommodation, car hire and other relevant small businesses. Overall score of 68.5/100 	2016 Up to \$25,000 (32%)	<ul style="list-style-type: none"> 70% of suppliers engaged in event delivery to be City based. 180 #hashtag 'moments' generated from Fervor dinner series as part of the overall Pilbara Coastal Experience 80% of respondents indicate that the Fervor experience improved their perception of the Pilbara A minimum score of 6 for media impact ROI (1.20)
Beats in the Heat 2016, 17, & 18	Hay Bar Pty Ltd	\$577,000 Expense \$642,500 Income – based on request. \$65,500 profit *No wages detailed.	2016 \$170,000 (29%) 2017 \$150,000 (26%) 2018 \$120,000 (20%) \$440,000 over three years	<ul style="list-style-type: none"> Strong economic impact and provides the City with a large scale music event open to all ages. Proposal outlines desire by local company to create a more unique product with a stronger strategy to bring people from outside the City to the event. Officer recommend support of \$105,000 which equates to a breakeven position. Event owner should be responsible for securing additional sponsorship or increase attendance to achieve surplus / profit. 	2016 Up to \$105,000 (18.2%)	<ul style="list-style-type: none"> A minimum score of 10 for economic impact (5.7) 500 attendees indicate via survey their intention to revisit City at another time 70% of suppliers engaged in event delivery to be City based.
The Pilbara Wellness Adventure Retreat 2016, 17 & 18	The Adventure Retreat Company.	\$338,650* Expense \$355,460 Income based on request \$16,810 profit *\$60,000 Wages for operators are included in expenses.	2016 \$135,460 (40%) 2017 \$101,850 (30%) 2018 \$59,200 (17%) \$296,510 over three years	<ul style="list-style-type: none"> Strong media and profiling opportunity in-line with focus on adventure, wellness and outdoor lifestyle as key selling points of the region (as identified in the Draft Karratha Tourism Ventures Feasibility Report). Successfully packages wellness, adventure and outdoor lifestyle into one unique event experience to be staged at least once a year at a pristine outdoor location within the City of Karratha. Officer recommend support of \$104,000 which equates 40% to the total cost of the event minus management fee and nominated surplus. Event owner should be responsible for securing additional 	2016 Up to \$104,000 (31%)	<ul style="list-style-type: none"> 50% of attendees are from outside the City of Karratha by Year 1. 250,000 likes/views/shares/ delivered via social media (Facebook, Twitter, Blogs) A minimum score of 6 for media impact (1.20) *applies to traditional media only An economic impact of 1.6 70% of suppliers engaged in event delivery to be City based.

				sponsorship or increase attendance to achieve surplus / profit.		
Fashion Festival	Wrapped Creations	\$288,650 Expense \$258,500 Income \$30,150 loss *\$42,700 Wages for operators are included in expenses.	2016 \$100,000 (35%) 2017 did not request 2018 did not request	<ul style="list-style-type: none"> Does not align with vision for City profiling. Limited opportunity to drive other revenue due to restricted audience size. Overall score of 41.5/100 Limited community appeal and community engagement opportunity. 	Not recommended to support.	<ul style="list-style-type: none"> N/A

Officers propose to use the contracting process to articulate stop-go moments throughout the term of the sponsorship and will set targets on attendance, funding and marketing to mitigate the risk to Council's investment. Furthermore, Officers propose to work with event operators to ensure thorough evaluation is completed that measures the impacts identified earlier. Submissions make reference to a 3 year commitment. However funding is not guaranteed for the entire term and will only be continued should the City of Karratha consider the performance to be in line with KPI's set.

Consultation has taken place via formal post event evaluations consisting of Manager Leisure Services, Events Coordinator and Leisure Events Officers and subsequent liaison with the Director Community Services. The Events Coordinator and Economic Development Advisor have also discussed the proposed funding, in the context of the Karratha Tourism Feasibility Study.

COMMUNITY CONSULTATION

Officers have worked directly with community groups and commercial operators to improve deliverables of their events. Officers will work proactively with MESS recipients to ensure outcomes to Council are realised.

STATUTORY IMPLICATIONS

Section 3.18 of the *Local Government Act 1995*

POLICY IMPLICATIONS

The allocation of Major Events Sponsorship Scheme budget is underpinned by Policy (CS-22) as endorsed by Council at the 2014 April OCM, Resolution Number 152826.

FINANCIAL IMPLICATIONS

Council has allocated \$485,510 in 2015/16 Budget towards this scheme. Approx. \$200,000 has already been allocated from the 2015/16 Budget (Res No 153219) for the seven events highlighted in the background of this report

Should Council endorse Officer's recommendation, a total of \$195,000 is to be allocated toward the following events, subject to deliverables captured within the Sponsorship Contract to ensure outcomes to Council. Officers are recommending in principle support for the events tabled below, however officers are only specifying the year one amounts given future sponsorships will be determined on the evaluation of the events performance in year one.

Applicant	Event/Program	In Principle Sponsorship over 3 Year period. First year sponsorship detailed below	Budget Allocation ex GST * Cash Flow*
Fervor	Fervor Dinner Series	2016 Up to \$25,000	15/16 \$25,000
Hay Bar Pty Ltd	Beats in the Heat	2016 Up to \$105,000	15/16 \$100,000 16/17 \$5,000
The Adventure Retreat Company	Pilbara Wellness Adventure Retreat	2016 Up to \$104,000	15/16 \$70,000 16/17 \$34,000

Attached are the confidential event budget as submitted by the applicants.

STRATEGIC IMPLICATIONS

This item is relevant with the Council's approved Strategic Community Plan 2012-2022 and Corporate Business Plan 2012-2016. In particular the Operational Plan 2015-2016 provided for this activity:

Our Program:	1.f.4.2	Provide support to local community groups and local service providers for community engagement events, projects, programs and activities
Our Services:	1.f.4.2.5	Provide community funding and grants to encourage development and provision of programs and activities that benefit the wider community

RISK MANAGEMENT CONSIDERATIONS

There is a financial risk to Council. The nature of investing in events should be considered medium to high risk given the relatively high number of variable elements in event delivery and acceptance by the community. Additionally, it is a risk that the events/programs may not meet KPI's nor expectations set in the submission received by the City of Karratha.

Officers believe that this risk can be largely mitigated with thorough planning, contingency forecasting and a detailed plan for evaluation.

The intention of MESS is for medium to long term investment in start-up events. This means that the investment is high while event owners seek other funding and stabilise their revenue streams through ticketing and hospitality.

In light of this Council is asked to take on the risk as return on this investment has the potential to be significant. In the context of the current transition the City of Karratha is going through, the support and ultimate success of large scale events will be important to delivering a holistic outcome for community in relation to liveability and the attraction of new business, investment and visitors.

Should Council believe that the risk level is unacceptable it may resolve not to support any of the recommended events or consider revised funding limits for each of the events recommended.

IMPACT ON CAPACITY

There is no impact on capacity or resourcing to carry out the Officer's recommendation.

RELEVANT PRECEDENTS

Council has previously committed funding under this scheme. Leisure Services regularly reviews events and festivals including the Major Events Sponsorship Scheme to determine areas of improvement, identify duplicate activities in the community and ensure effective processes are undertaken.

VOTING REQUIREMENTS

Simple Majority.

OPTIONS:Option 1

As per Officer's recommendation.

Option 2

That Council by SIMPLE Majority pursuant to Section 3.18 of the *Local Government Act 1995* RESOLVES to MODIFY the amount and/or events as per Council's determination:

APPLICANT	SPONSORSHIP VALUE	SPONSORSHIP TERM
Beats in the Heat		
Pilbara Wellness Adventure Retreat		
Fervor Dinner Series		
NW Fashion Festival		

Option 3

That Council by SIMPLE Majority pursuant to Section 3.18 of the *Local Government Act 1995* RESOLVES to REJECT the Officer's recommendations for recipients to receive funding through the 2015/16 Major Event Sponsorship Scheme as presented in this report.

CONCLUSION

Officers recommend support of the events outlined in this report, identifying them as the best opportunity to deliver tangible outcomes articulated in Council Policy CS-22 Major Events Sponsorship Scheme to date. Officers have critically reviewed the sponsorship requests and have made recommendations that address policy criteria, however as with all sponsorships of the proposed scale an element of risk exists. All recommended sponsorships are able to be accommodated within current budget allocations and while in principle support for future year funding is noted, any consideration will be determined by Councils budget process.

OFFICER'S RECOMMENDATION

That Council by SIMPLE Majority pursuant to Section 3.18 of the *Local Government Act 1995* RESOLVES to ENDORSE financial support for organisations detailed below as part of Major Events Sponsorship Scheme in the 2015/16 budget from account number 314209, noting annual budget allocation for funding of each event will be at the discretion of the City following evaluation of the events performance against KPI's and available budget allocations:

Applicant	Event/Program	In Principle Sponsorship over 3 Year period. First year sponsorship detailed below.
Fervor	Fervor Dinner Series	2016 \$25,000
Hay Bar Pty Ltd	Beats in the Heat	2016 \$105,000
The Adventure Retreat Company	Pilbara Wellness Adventure Retreat	2016 \$104,000

COUNCIL AMENDED RESOLUTION

Res No : 153322
MOVED : Cr Vandenberg
SECONDED : Cr Scott

That Council by **SIMPLE** Majority pursuant to Section 3.18 of the *Local Government Act 1995* **RESOLVES** to:

- ENDORSE** financial support for organisations detailed below as part of Major Events Sponsorship Scheme in the 2015/16 budget from account number 314209, noting annual budget allocation for funding of each event will be at the discretion of the City following evaluation of the events performance against KPI’s and available budget allocations:

Applicant	Event/Program	In Principle Sponsorship over 3 Year period. First year sponsorship detailed below.
Fervor	Fervor Dinner Series	2016 \$25,000
Hay Bar Pty Ltd	Beats in the Heat	2016 \$170,000

- REQUEST** further information from on the Pilbara Wellness Adventure Retreat, and the NW Fashion Festival.

CARRIED

FOR : Cr Long, Cr Lally, Cr Bailey, Cr Bertling, Cr Cucel, Cr Harris, Cr Scott, Cr Smeathers, Cr Vandenberg, Cr White-Hartig

AGAINST : Nil

REASON : Council modified the Officer’s recommendation to sponsor the Beats in the Heat to the value of \$170,000 in 2016 to fully support the event given the social and economic impact to the community. Council considered that further information was required to make a decision on the Pilbara Wellness Retreat and NW Fashion Festival events.

At 7.14 pm Cr Parsons re-entered the Chambers.

11 DEVELOPMENT SERVICES

11.1 KARRATHA CITY CENTRE INFRASTRUCTURE WORKS PROGRAM - LICENCE FOR ACCESS TO LOT 1 CNR SEARIPPLE ROAD, KARRATHA

File No:	LP.197
Responsible Executive Officer:	Director Development Services
Reporting Author:	Principal Statutory Planner
Date of Report:	30 November 2015
Applicant/Proponent:	LandCorp/City of Karratha
Disclosure of Interest:	Nil
Attachment(s)	Plan showing portion of Lot 1 subject of proposed licence between the owners of Lot 1 and the City of Karratha

PURPOSE

For Council to consider entering a licence with the owners of Lot 1 Searipple Road, Karratha to allow for Karratha City Centre Infrastructure Works to commence prior to land transfer arrangements being finalised with the owner.

BACKGROUND

Land transfer arrangements are being progressed with the owners of Lot 1 Searipple Road (North West Realty) as part of the Karratha City Centre Infrastructure Works Program.

A Deed of Agreement has been entered with the owner of Lot 1 Searipple Road to cover acquisition of a portion of Lot 1 (75m²) for the Karratha Terrace Road Reserve and amalgamation of excess Hedland Place Road Reserve (347m²) into Lot 1. It will take some time, however, for these land parcels to transfer. As an interim measure, it is recommended that two licences be entered to:

- 1) Authorise the City/LandCorp to gain access to the 75m² portion of Lot 1 to undertake necessary works without having to wait for the land to be transferred to the Crown.
- 2) Authorise the owner of Lot 1 to use the adjacent portion of Hedland Place Road Reserve prior to that land formally becoming part of Lot 1.

A Council resolution is required to enter the first licence as there is no authorisations in the City's Delegations and Authorisations Register for the CEO or staff to execute a licence that involves another party's freehold land. This licence does not fall under the *Land Administration Act 1997*.

The CEO has authorisation to perform the function of requesting the Minister for Lands to approve the second licence under Section 91 of the *Land Administration Act 1997*. Accordingly, Council is not being requested to make resolution on the second licence.

LEVEL OF SIGNIFICANCE

In accordance with Council Policy CE-8 Significant Decision Making Policy, this matter is considered to be of moderate significance in terms of Council's ability to perform its role.

COUNCILLOR/OFFICER CONSULTATION

Council is updated on the status, key aspects and issues of the Karratha City Centre Infrastructure Works Program regularly at Councillor Briefing Sessions. All of these matters are considered in more detail at Place Team meetings, attended by members of the City Executive.

COMMUNITY CONSULTATION

Project managers for the KCCIW Program have been consulting closely with the owners of Lot 1 regarding plans and arrangements for land transfers and commencing works.

STATUTORY IMPLICATIONS

The licence provides the statutory basis for agreed terms between the owners of Lot 1 and the City. The City would enter this licence as an executive function under section 3.18 *Local Government Act 1995*.

POLICY IMPLICATIONS

Nil.

FINANCIAL IMPLICATIONS

All administrative and legal arrangements and related works are being undertaken as part of the Karratha City Centre Infrastructure Works Program.

STRATEGIC IMPLICATIONS

This item is relevant to the Council's approved Strategic Community Plan 2012-2022 and Corporate Business Plan 2012-2016. In particular the Operational Plan 2015-2016 provided for this activity:

- | | | |
|---------------|-----------|---|
| Our Program: | 1.d.3.1 | Liaise with key stakeholders including LandCorp and Government Agencies for implementation of Karratha City Centre Master Plan (KCCMP) and Infrastructure Works Program (IWP) |
| Our Services: | 1.d.3.1.1 | Partner with LandCorp and others to implement the Karratha City centre master plan (KCCMP) and Infrastructure Works Program (IWP) |

RISK MANAGEMENT CONSIDERATIONS

The level of risk to the City is considered to be Low because the area subject of the licence is small, the timeframe over which the licence will apply is expected to be short and contractors accessing the land have their own public liability insurance and are required to fence off areas to prevent public access under their City Centre works contract.

IMPACT ON CAPACITY

There is no impact on capacity or resourcing to carry out the Officer's recommendation.

RELEVANT PRECEDENTS

The Council has recently resolved to enter a licence for similar purposes with the owners of Lot 2642 (Life & Soul Gym) and 2644 (Adventure Sports) Balmoral Road.

VOTING REQUIREMENTS

Simple Majority

OPTIONS:

Option 1

As per Officer’s recommendation.

Option 2

That Council by SIMPLE Majority pursuant to Section 3.18 of the *Local Government Act 1995* RESOLVES to:

1. NOT ENTER a licence with the owners of Lot 1 Searipple Road, Karratha; and
2. REQUIRE the land to be transferred to the Crown prior to required portions being developed for public purposes in accordance with the Karratha City Centre Infrastructure Works Program.

CONCLUSION

It is recommended Council enter a licence with the owners of Lot 1 Searipple Road to allow required portions to be developed for public purposes prior to the land being transferred to the Crown.

OFFICER’S RECOMMENDATION / COUNCIL RESOLUTION

Res No : 153323
MOVED : Cr Vandenberg
SECONDED : Cr Cucel

That Council by SIMPLE Majority pursuant to Section 3.18 of the *Local Government Act 1995* RESOLVES to:

1. ENTER a licence with the owners of Lot 1 Searipple Road, Karratha to allow the required portion of the site to be developed for public purposes in accordance with the Karratha City Centre Infrastructure Works Program prior to the land being transferred to the Crown; and
2. AUTHORISE the Mayor and Chief Executive Officer to execute two (2) copies of said licence, including the fixing of the Council’s Common Seal.

CARRIED

FOR : Cr Long, Cr Lally, Cr Bailey, Cr Bertling, Cr Cucel, Cr Harris, Cr Parsons, Cr Scott, Cr Smeathers, Cr Vandenberg, Cr White-Hartig
AGAINST : Nil

11.2 POINT SAMSON STRUCTURE PLAN: CONSIDERATION OF SUBMISSIONS RECEIVED DURING ADVERTISING

File No:	LP.151
Responsible Executive Officer:	Director Development, Services
Reporting Author:	Senior Strategic Planner
Date of Report:	30 November 2015
Applicant/Proponent:	City of Karratha
Disclosure of Interest:	Nil
Attachments	1. Draft Point Samson District Structure Plan Map 2. Schedule of Submissions Full copies of the full publicly advertised Point Samson Structure Plan document will be available at the Councillor Briefing Session and Ordinary Council Meeting.

PURPOSE

For Council to consider submissions received during public advertising and to determine whether the Plan should be adopted for final approval.

BACKGROUND

Point Samson has a well-defined and unique strategic role within the Pilbara. Point Samson is recognised for the positive synergy between its recreational and lifestyle opportunities, tourism and commercial fishing industries. Point Samson is currently one of the smaller towns within the Pilbara but with revitalisation plans being developed and the growth of coastal tourism, it has significant potential.

The purpose of preparing the Point Samson District Structure Plan ('Structure Plan') is to review background technical studies and the current layout of the town, identify opportunities for improvements and put in place statutory planning mechanisms to coordinate future development. The draft Structure Plan provides capacity to accommodate population growth to approximately 500 people and future proofs Point Samson to ultimately be able to accommodate a population of up to 1000.

The draft Structure Plan describes the spatial, environmental, infrastructure and land use context of the town, highlighting key environmental, social and economic aspects. Land use and infrastructure issues are considered at a strategic level and specific objectives and a well-considered design layout have been formulated to guide future development over the short, medium and longer term.

The vision for Point Samson under the draft Structure Plan is for a small coastal settlement capable of accommodating an ultimate population of up to 1,000 people, whilst retaining a coastal village character. The aim of the draft Structure Plan is to facilitate appropriate development which builds upon the lifestyle, tourism and recreation focus of the town.

Specific objectives of the draft Structure Plan are:

- Develop an identifiable Town Centre with a coastal aspect;
- Facilitate the development of Point Samson as a sustainable tourist node compatible with the social and environmental setting;
- Retain the ‘fishing village’ atmosphere of Point Samson; and
- Accommodate additional residential land release.

The draft Structure Plan is a non-statutory plan that outlines the proposed zones and other key elements of the town (i.e. the proposed movement network). The draft Structure Plan will provide a guiding framework for the Local Planning Strategy and Scheme Review. This specifically includes the preparation of Development Plans for identified ‘Urban Development Areas’ and ‘Special Control Areas’.

Special Control Areas

Under TPS8, land included in a Special Control Area on the Scheme Map requires preparation of a Development Plan prior to any subdivision and/or development unless Council is satisfied it will not prejudice the overall plan. The following three areas are recommended to be included in Special Control Areas:

- Town Centre zone;
- Tourism zone; and
- Harbour zone.

These three areas will all benefit from the requirement for an overall development plan that comes with a Special Control Area designation. Overall planning for the Town Centre, the adjoining Tourism Precinct (comprising caravan park and strategic tourism site at The Point) and the Marina will coordinate future land uses, the transition from existing uses and the preferred access arrangements in a strategic way rather than just dealing with incidental proposals as they arise. The development plans required for Special Control Areas are required to be publicly advertised and adopted by Council.

Foreshore Works Implementation Plan

Many of the submissions received comment on aspects of the Foreshore Works Implementation Plan (FWIP), which was recently adopted by Council to guide future works along the Point Samson foreshore. The FWIP contains a number of separate stages stretching from the Lookout on Meares Drive in the north to the carpark on Vitenbergs Drive in the south. The City is currently arranging for construction of a public amenity viewing platform on Miller Close and dune rehabilitation and fencing, with funding assistance from Rio Tinto.

The public amenity structure has progressed to public tender stage and has been subject to consultation onsite with the Point Samson Community Association. The dune rehabilitation and fencing component will be put to public tender in 2016. Further stages will be implemented over time as funding is obtained and as capacity allows. This will be further considered as part of the City’s Long Term Financial Plan.

The progressive implementation of the FWIP will involve further consultation. Submissions received during public advertising of the Structure Plan regarding aspects of the FWIP are helpful in informing further consideration of those particular aspects.

Summary of Submissions

A total of 12 submissions were received during the public advertising period. A Schedule of Submissions has been prepared (Attachment 2). It is recommended that all submitters be forwarded a copy of the adopted Schedule of Submissions so they can see that the Council has considered the points raised in their submissions and how the Council has responded.

A summary of key issues raised in submissions is provided below.

Planning for the Foreshore Areas

Some submissions object to the proposed planning for the foreshore areas as depicted within the Structure Plan. Objections centre on:

- the reduction in car parking bays;
- Not converting Millar Close cul-de-sac into linear park;
- redesign of car parking;
- removal of tamarisk trees;
- on-street parking along Meares Drive; and
- land use and development concepts around Community Park.

The PSCA Foreshore Enhancement Plan and Council adopted Foreshore Management Plan recommend retreating Millar Close and Community Hall car park from encroachment into the primary dune. The extent of retreat, the reconfiguration of car parking areas, access arrangements, turn around areas and details of fencing and dune rehabilitation are tasks which have been considered but are yet to be finalized. Proposed foreshore management design solutions and works will be presented to the community before such works are undertaken. Submissions and comments received will be considered on a case by case basis with the planned foreshore management works only being modified to address substantive community issues.

The provision of a linear park at the expense of Miller Close was identified within both the PSCA Foreshore Enhancement Plan and the City's Foreshore Management Plan. The linear park is considered to be a long-term design. A staged approach to the rehabilitation of the primary dune can still result in the establishment of a linear park in the long term, but will avoid a substantial and immediate reduction in car parking provision. This approach will also avoid difficulties in establishing the linear park at a time when the primary dune is being rehabilitated.

It is recommended that the Structure Plan be modified to clearly represent the staged approach to the implementation of the City's Foreshore Management Plan to still result in a linear park in the long term, as recommended by the PSCA Foreshore Enhancement Plan (2013).

Tamarisk Trees

On the 28th January 2015 Council resolved to adopt the Point Samson Foreshore Management Plan subject to modifications in accordance with an attached schedule of modifications which read 'Note in section 3.2.3 that although the UDLA foreshore masterplan (*Foreshore Enhancement Plan*) recommends systematic removal of the Tamarisk trees, there are community concerns about this recommendation and that any removal and rehabilitation will only occur when the community is generally in favour of removing specific trees or when required for community safety.'

The removal of one tamarisk tree to facilitate the construction of the public amenity structure on Miller Close has been discussed with the PSCA. The retention or staged removal of specific Tamarisk Trees will be considered in conjunction with works associated with the FWIP. These are exercises which will involve community consultation separate from the Point Samson Structure Plan.

Meares Drive:

Precinct Plan No.1 within the Structure Plan report depicts on-street car parking along sections of Meares Drive. Community concerns about parking in this area are noted. It is recommended that informal on-street parking activities along Meares Drive be monitored

and the need for the proposed car parking reconsidered at a later date based on evidence of demand. The Structure Plan will be updated accordingly.

Meares Drive Lookout:

The Point Samson Foreshore Enhancement Plan (UDLA 2013) prepared for the PSCA and the City's Foreshore Management Plan recommend a decked lookout, shade structure and fenced pedestrian beach access at the Lookout for Sam's Beach.

The Lookout is a popular informal car park with a portion located over a freehold lot (former harbour masters house). The freehold portion of this informal car park cannot continue to be used for a public car park. The proposed new public parking has been located within the road and foreshore reserve.

While community concerns about parking in this area are understood, there will be a need to provide some parking around the Sam's beach node in recognition of the popularity of this area, especially if a decked lookout is constructed. Planning for this area can be considered in more detail as part of implementing the FWIP recommendations, including community consultation.

Objection to concepts around Community Park

The children's playground park, community park and community hall are proposed to have a 'Town Centre' zone, and to be defined as a 'Special Control Area'. The Special Control Area requires preparation of a Development Plan prior to any further development. The requirement to prepare a Development Plan will ensure public advertising of any proposal and that the development is appropriate to the location.

No changes are proposed to the Children's playground park, Centenary Park or the Community Hall. The modification of car parking areas adjacent to the primary foreshore dune are being considered in the progression of the Foreshore Works Implementation Plan which is separate from the Structure Plan. The community will be extensively consulted regarding any modifications to the plans and any points raised in the submissions will be used to guide that further consideration.

Concerns about proposed expansion into surrounding environment

Part 12 of the Structure Plan investigates Site Conditions and Environmental considerations. It is noted that detailed environmental investigation and environmental assessment under the *Environmental Protection Act 1986* will be required as part of the process for the rezoning of land for future development.

Strategic Industry Buffer

Rio Tinto supports the proposed designation of the area between Cape Lambert and Point Samson as an industrial buffer and landscape protection zone, which helps address community concerns about industrial encroachment.

LEVEL OF SIGNIFICANCE

In accordance with Council Policy *CE-8 Significant Decision Making Policy*, this matter is considered to be of high significance in terms of social, cultural and environmental issues and values as it assists in setting a vision for Point Samson and establishing a plan for realising that vision, primarily through future decisions on land use planning and development.

COUNCILLOR/OFFICER CONSULTATION

The draft Structure Plan was circulated to relevant City departments for consideration and feedback. A number of senior City officers have had input into the draft Structure Plan. There has been Councillor and officer attendance at community workshops.

COMMUNITY CONSULTATION

The Structure Plan has been developed through a comprehensive process of community consultation. In accordance with the City's policy *CE-9 Consultation*, the City has engaged the community throughout the process of developing this draft Structure Plan via three community workshops in Point Samson.

STATUTORY IMPLICATIONS

The Point Samson Structure Plan will be a non-statutory, district-level Structure Plan. It will inform the statutory planning direction set out in the Local Planning Strategy and zoning and development controls introduced via a new Local Planning Scheme. The Structure Plan will also help inform decisions regarding infrastructure investment, asset management and community services as part of reviewing Business Plans and Operational Plans.

POLICY IMPLICATIONS

While non-statutory, the Structure Plan will still be able to be used as a guide to planning decision making in Point Samson.

FINANCIAL IMPLICATIONS

A large proportion of the funding for this project has come from the Department of Planning's Northern Planning Program (NPP); a Royalties for Regions initiative. The Structure Plan is now nearly complete and only minor additional project costs are expected in revising the document following Council's final adoption.

STRATEGIC IMPLICATIONS

This item is relevant to the Council's approved Strategic Community Plan 2012-2022, Corporate Business Plan 2012-2016 and the Operational Plan 2014-2015, as detailed below:

Our Programs	1.e.1.1	Prepare Development Plans for all urban areas in the City.
	1.c.1.1	Identify areas for development and promotion of a diversity of housing forms.
Our Services	1.e.1.1.1	Prepare review and implement Development Plans for new development areas.
	1.b.2.3.1	Undertake strategic planning to guide future growth and decision making.
	1.c.1.1.1	Identify areas suitable for new housing and/or redevelopment in Local Planning Strategy and Development Plans.

RISK MANAGEMENT CONSIDERATIONS

There has been strong community engagement in the preparation of the draft Point Samson Structure Plan. Key stakeholders were consulted during the public advertising period. The final review of the Structure Plan following Public Advertisement will ensure the Structure Plan takes account of community values, as conveyed in the submissions received, and will contribute to aligning plans for Point Samson with community values.

IMPACT ON CAPACITY

It is important that the Point Samson Structure Plan clearly communicates the link between planning issues to be resolved, the plans and actions recommended to address those issues and priority actions that should follow adoption of the Structure Plan. While this will require some minor modifications, it will ensure the Structure Plan has an active role in guiding revitalisation. It is expected that the majority of modifications will be made using staff resources or budgeted mapping contractor time.

RELEVANT PRECEDENTS

The Council has adopted Structure Plans for Roebourne and Wickham. A structure plan is also currently being prepared for Dampier. Karratha City of the North (KCN) is a similar non-statutory planning document that has been endorsed by the Western Australian Planning Commission.

VOTING REQUIREMENTS

Simple Majority

OPTIONS:Option 1

As per Officer's recommendation.

Option 2

That Council by SIMPLE Majority pursuant to Section 3.18 of the *Local Government Act 1995* RESOLVES to DEFER further consideration of the draft Point Samson Structure Plan pending further investigations.

Option 3

That Council by SIMPLE Majority pursuant to Section 3.18 of the *Local Government Act 1995* RESOLVES to NOT ADOPT the Point Samson Structure Plan for the following reasons:

1. _____; and
2. _____.

CONCLUSION

The need to revitalise Point Samson has been recognised in a number of the City's strategic documents. The draft Point Samson Structure Plan is based on detailed technical investigations and current environmental, cultural, social and economic information relevant to the future revitalisation of the town.

The draft Structure Plan represents a vision for the town that has been developed in consultation with the community.

The draft Structure Plan supports implementation of the Local Planning Strategy by providing a greater level of detail to guide investment and planning for the town site. The draft Structure Plan will also provide important input for the Scheme review.

In order to realise the vision and objectives developed through the Structure Plan, it is necessary to undertake other works addressing the specific needs of each precinct. These works will build on the considerable work already undertaken through the development of the Structure Plan and assist in delivering the vision. In this respect, an additional review of the Structure Plan document will be undertaken as part of finalisation to make sure the links between planning issues are resolved, the plans and actions recommended to address those issues and the priority actions that should follow adoption of the Structure Plan are clear.

Subject to modifications to address points raised in submissions and to clearly link next steps to implementing the vision, it is recommended that the Point Samson Structure Plan be adopted for final approval.

OFFICER'S RECOMMENDATION / COUNCIL RESOLUTION

Res No : 153324

MOVED : Cr Vandenberg

SECONDED : Cr Parsons

1. That Council by **SIMPLE** Majority pursuant to Section 3.18 of the *Local Government Act 1995* **RESOLVES** to:
 - a) **DETERMINE** submissions in accordance with the attached Schedule of Submissions;
 - b) **MODIFY** the publicly advertised draft Point Samson Structure Plan in accordance with modifications recommended in the attached Schedule of Submissions;
 - c) **ADOPT** the Point Samson Structure Plan modified in accordance with Point 2 above for final approval;
 - d) **FORWARD** two (2) copies of the Point Samson Structure Plan adopted for final approval as per point 3 above to the Western Australian Planning Commission for endorsement; and
2. That Council by **ABSOLUTE** Majority in pursuance to Section 5.42 of the Local Government Act 1995 **RESOLVES** to **AUTHORISE** the Chief Executive Officer authority to make any additional minor revisions to the Point Samson Structure Plan required to finalise the document, including making clearer the links between planning issues plans and actions recommended and priority actions that should follow adoption of the Structure Plan.

CARRIED

FOR : Cr Long, Cr Lally, Cr Bailey, Cr Bertling, Cr Cucel, Cr Harris, Cr Parsons, Cr Scott, Cr Smeathers, Cr Vandenberg, Cr White-Hartig

AGAINST : Nil

11.3 LOCAL RECOVERY PLAN

File No:	ES.15
Responsible Executive Officer:	Director Development Services
Reporting Author:	Emergency Management Coordinator
Date of Report:	24 November 2015
Applicant/Proponent:	Nil
Disclosure of Interest:	Nil
Attachment(s)	City of Karratha Local Recovery Plan (Available on request)

PURPOSE

For Council to consider the revised and updated City of Karratha Local Recovery Plan.

BACKGROUND

The City of Karratha is required under legislation to have emergency management plans in place. These arrangements have been prepared in accordance with section 41(4) of the *Emergency Management Act 2005*. Council has previously endorsed the current version of the Shire of Roebourne Local Recovery Arrangements Sub Plan (Resolution number 15016).

Recovery is defined as the coordinated process of supporting disaster affected communities in the reconstruction of physical infrastructure and restoration of emotional, social, economic and physical well-being. The aim of a Local Recovery Plan is to detail the City's recovery management arrangements that may be implemented following an emergency to restore, as quickly as possible, the quality of life in an affected community, so that they can continue to function as part of the wider community.

This is an updated version of the previous plan and was reviewed by all Local Emergency Management Committee (LEMC) members. At the 30th October 2015 LEMC meeting, members approved the plan for adoption by Council.

Major changes included:-

- Change from Shire of Roebourne to City of Karratha
- Update of document to refer to current standards and legislation

There were no changes to the operational workings of the document in terms of how recovery will occur within the City of Karratha after an emergency event.

LEVEL OF SIGNIFICANCE

In accordance with Council Policy CG-8 Significant Decision Making Policy, this matter is considered to be of moderate significance in terms of Council's ability to perform its role.

COUNCILLOR/OFFICER CONSULTATION

No Councillor or Officer consultation is required.

COMMUNITY CONSULTATION

The consultation of the community occurred through the many meetings of the Local Emergency Management Committee members who represent the wider community. The

members consist of representatives from Industry, Commonwealth, State and Local Government departments, volunteer groups and lifelines. Consultation was in the form of regular reviews and feedback until the final draft document was approved.

STATUTORY IMPLICATIONS

Under the *Emergency Management Act 2005* and the *State Emergency Management Policy No 2.5 – Emergency Management in Local Government Districts*, the City of Karratha is responsible for planning for all recovery efforts after any emergency that may occur within the City. The City of Karratha Local Recovery Plan will be open for public viewing.

POLICY IMPLICATIONS

There are no policy implications.

FINANCIAL IMPLICATIONS

There are no financial implications.

STRATEGIC IMPLICATIONS

This item is relevant with the City’s approved Strategic Community Plan 2012-2022 and Corporate Business Plan 2012-2016. In particular the Operational Plan 2015-2016 provides for this activity:

Our Program:	4.c.2.3	Develop and/or review Council policies, procedures and processes
Our Services:	4.c.2.3.4	Review and update Local Community Emergency Management Arrangements

RISK MANAGEMENT CONSIDERATIONS

The level of risk is considered to be Moderate to the City in terms of Compliance.

IMPACT ON CAPACITY

There is no impact on capacity or resourcing to carry out the Officer’s recommendation. Adoption of this plan will assist officers in carrying out their duties.

RELEVANT PRECEDENTS

Council has previously adopted the Local Recovery Plan in March 2010 (Resolution 15016).

VOTING REQUIREMENTS

Simple Majority.

OPTIONS:

Option 1

As per Officer’s recommendation.

Option 2

That Council by SIMPLE Majority pursuant to Section 41 of the *Emergency Management Act 2005* RESOLVES to ADOPT the City of Karratha Local Recovery Plan subject to the following amendments:-

1. _____
2. _____

CONCLUSION

The Local Recovery Plan has been reviewed and is supported by the Local Emergency Management Committee (LEMC), the District Emergency Management Committee (DEMC) and is written in consultation with the State Emergency Management Committee (SEMC) and prepared in accordance with the *Emergency Management Act 2005*.

OFFICER'S RECOMMENDATION / COUNCIL RESOLUTION

Res No : 153325
MOVED : Cr Lally
SECONDED : Cr Scott

That Council by SIMPLE Majority pursuant to Section 41 of the *Emergency Management Act 2005* RESOLVES to ADOPT the City of Karratha Local Recovery Plan.

CARRIED

FOR : Cr Long, Cr Lally, Cr Bailey, Cr Bertling, Cr Cucel, Cr Harris, Cr Parsons, Cr Scott, Cr Smeathers, Cr Vandenberg, Cr White-Hartig
AGAINST : Nil

11.4 POLICY FOR PROFIT ACTIVITIES ON CITY RESERVES AND PARKS

File No:	LS.19
Responsible Executive Officer:	Director Development Services
Reporting Author:	Manager Regulatory Services
Date of Report:	12 November 2015
Applicant/Proponent:	Nil
Disclosure of Interest:	Nil
Attachment(s)	Policy CS03 – For Profit Activities on City Parks and Reserves

PURPOSE

For Council to consider a proposed policy regulating the use of City reserves and parks by personal trainers and other fitness/wellness activities who charge a fee for their services.

BACKGROUND

The City of Karratha recognises that physical activity is a valuable component of maintaining a healthy community. The City is committed to providing spaces and places for people to participate in a range of activities that enhance physical health and well-being (including mental and social well-being).

The City was recently approached by the operator of a Stand Up Paddleboard (SUP) business who was seeking to both provide lessons and hire out SUP to the general public from Hearsons Cove. As the application was not of a typical vendor, the application of the City's Local Laws in relation to Stallholders and Street Trading was applied, however this activity and type of use did not fall within the scope of the Stallholder and Street Trading policy (DR05).

A policy has been developed, based on those applied at other Local Government Authorities which is better suited to the use of reserves and parks by fitness trainers, group fitness trainers, and other personal wellbeing providers (including but not limited to services ranging from Yoga and meditation to dog training) who derive a profit from customers, either through provision of a service or hire of equipment. These activities by their nature cannot be restricted to specific areas (such as the stallholders and street traders) and do not operate for extended periods in the one area

The policy has been modelled on those developed at the City of Armadale, City of Stirling and the recently adopted Shire of Denmark policy. It should be noted that the Kings Park Board has also recently implemented a fee for use of the various areas within the Park when used by personal trainers deriving profit from their activities.

While not as significant as other organised sporting events (ie AFL, Soccer, Teeball) there is a component of wear and tear on the ovals and reserves from these activities. These groups are also obtaining use of a public asset to make financial gain at no cost to them. All sporting groups who use the grounds for organised activities are required to pay for the hire of the oval or reserve (including junior sport) therefore there is an inequity.

This policy will not affect individuals or groups of residents using the ovals or reserves for unorganised events where no money changes hands (having a hit of cricket in the nets, kicking a footy etc). The City supports and promotes the use of reserves and ovals for a variety of recreation purposes to maintain resident's health and wellbeing, and does not want to discourage their use.

The policy is designed to provide personal trainers and similar businesses a framework to operate within, detailing hours of operation, removal of all equipment, provision of banners and similar signage and separation from other trainers. To minimise liability on Council, the policy includes provisions for minimum training requirements, first aid elements and public liability insurances.

If the City were to adopt the policy, a fee structure (income) would need to be advertised and incorporated into the City's budget. Other Local Authorities who have implemented similar policies have implemented fee structures based on an annual basis or quarterly basis, and based on the size of the group attending the fitness session. For example the City of Stirling has a fee for Winter use, Summer use or an Annual fee (ranging from \$550 to \$2,200 based on the size of group). Town of Victoria Park charges a 6 month fee of \$355 for small groups, or \$593 for larger groups. This report suggests an initial fee of \$200 per annum based on most outdoor fitness activities being reduced during the summer months.

LEVEL OF SIGNIFICANCE

In accordance with Council Policy CG-8 Significant Decision Making Policy, this matter is considered to be of low significance in terms of parties affected issues.

COUNCILLOR/OFFICER CONSULTATION

Consultation has taken place between the Manager Regulatory Services, Manager Recreation Services and Manager Leisure Services to discuss the policy and specific conditions.

COMMUNITY CONSULTATION

The Manager Recreation Services has discussed this proposal with the main provider of personal training services, who currently utilises our ovals. They had no objection to this policy.

STAUTORY IMPLICATIONS

The City of Karratha Activities on Thoroughfares and Public Places and Trading in Thoroughfares Local Law applies to the hire of fitness and wellbeing equipment, requiring a permit to be issued. The Local Law however exempts the selling or the offering for sale or hire goods or services which he or she provides. The City of Karratha Local Government Property requires application for a permit to conduct any trading on local government property which is not already controlled by another local law.

POLICY IMPLICATIONS

This policy should be read in conjunction with Policy DR-05 "Stallholder and Street Trading".

FINANCIAL IMPLICATIONS

Based on a fee of \$200/year, and number of personal trainers promoting their services on social media, this would provide an income of approximately \$1000. While this revenue is not material in the City's overall budget, it is considered appropriate to charge a fee for fairness and equity reasons.

STRATEGIC IMPLICATIONS

This item is relevant to the Council’s approved Strategic Community Plan 2012-2022 and Corporate Business Plan 2012-2016. In particular the Operational Plan 2015-2016 provided for this activity:

- Our Program: 1.a.2.6 Operate Community Facilities.
- Our Services: 1.a.2.6.2 Provide and manage community recreational facilities including ovals, hard courts, pavilions, Karratha Leisureplex, Roebourne Aquatic Centre.

RISK MANAGEMENT CONSIDERATIONS

The level of risk is considered to be Low to the City in terms of Reputation.

IMPACT ON CAPACITY

There is no impact on capacity or resourcing to carry out the Officer’s recommendation.

RELEVANT PRECEDENTS

The City applies a similar policy to street traders and stallholders operating within the Municipality. In the case of charging a fee and issuing a permit for fitness training/health and wellbeing, there are several other local governments and similar organisations that register these types of businesses.

VOTING REQUIREMENTS

Absolute Majority.

OPTIONS:

Option 1

As per Officer’s recommendation.

Option 2

That Council by ABSOLUTE Majority pursuant to Section 3.18 of the *Local Government Act 1995* RESOLVES to:

1. ADOPT Policy CS-03 “For Profit Activities on City Reserves and Parks” subject to the following changes:
 - a) _____
 - b) _____
2. ADOPT a fee of \$____ to be advertised and then implemented for the issue of a permit to undertake a for profit fitness activity on a City reserve or park.

Option 3

That Council by SIMPLE Majority pursuant to Section 3.18 of the *Local Government Act 1995* RESOLVES to NOT ADOPT the proposed policy CS-03 “For Profit Activities on City Reserves and Parks”.

CONCLUSION

Adoption of Policy CS-03 will provide guidance for officers and those residents operating personal fitness/wellbeing training services on City reserves and ovals. The Policy will provide some flexibility for operators, while minimising the liability to Council.

OFFICER’S RECOMMENDATION / COUNCIL RESOLUTION

Res No : 153326
MOVED : Cr Cucel
SECONDED : Cr Parsons

That Council by ABSOLUTE Majority pursuant to Section 3.18 of the *Local Government Act 1995* RESOLVES to:

- 1. ADOPT Policy CS-03 “For Profit Activities on City Reserves and Parks”; and**
- 2. ADOPT a fee of \$200 per calendar year to be advertised and then implemented for the issue of a permit to undertake a for profit activity on a City reserve or park.**

CARRIED

FOR : Cr Long, Cr Lally, Cr Bailey, Cr Bertling, Cr Cucel, Cr Harris, Cr Parsons, Cr Scott, Cr Smeathers, Cr Vandenberg, Cr White-Hartig
AGAINST : Nil

11.5 SAFER COMMUNITIES PARTNERSHIP TERMS OF REFERENCE AND STRATEGIC PLAN 2015-2018

File No:	CS.90
Responsible Executive Officer:	Director Development Services
Reporting Author:	Manager Regulatory Services
Date of Report:	23 November 2015
Applicant/Proponent:	Nil
Disclosure of Interest:	Nil
Attachment(s)	1. Safer Communities Partnership Terms of Reference 2. Safer Communities Partnership Strategic Plan

PURPOSE

For Council to consider the amended Safer Communities Partnership Terms of Reference and new Strategic Plan.

BACKGROUND

The Safer Communities Partnership is a joint initiative comprising representatives of Local Government, State Government and industry, which was initially formed in 2010 (and was known as the Cleansweep Taskforce) in response to a Community Survey conducted by the City of Karratha that showed crime and safety issues were a high priority for our community.

Following the outcomes of the 2015 City of Karratha Community Survey, which identified community safety as the number one priority for the City, it was decided to conduct an additional Community Safety Survey to provide further clarity of the community's perception of safety within the City. The Survey was conducted over a four-week period in July 2015 and resulted in 686 responses from the community.

The City also conducted a Strategic Planning workshop with members from the Cleansweep Taskforce Steering Group to review the results from the survey as well as results from the Cleansweep Taskforce Strategic Plan 2012-2015. Data from all three consultation methods has been used to develop the Safer Communities Strategic Plan 2015-2018

The Safer Communities Partnership Terms of Reference outlines the scope and limitations for the Partnership, including functions, membership and management. This has been amended to include additional Councillors and the Housing Authority (Dept of Housing) as members, and was used as the foundation document for the development of the Strategic Plan.

The Safer Communities Partnership Strategic Plan 2015-2018 has been developed to build on the successes of the previous plan and further enhance our community as a safe and desirable place to live. The Community Safety Survey confirmed that the five key focus area are still relevant however the priorities have shifted with Crime and Drug/Alcohol abuse now seen as the priority areas with the new Strategic Plan reflecting this.

The renaming of the Cleansweep Taskforce to the “Safer Communities Partnership” was considered a priority by the Steering Group and has been implemented in conjunction with the development of the new Strategic Plan. The new name is a more relevant reflection of the goals of the partnership and commitment of the Steering Group membership who are working together to address community safety within the communities throughout the City of Karratha.

Four strategic goals were identified through the review of the Cleansweep Taskforce Strategic Plan 2012-2015 and following the community and stakeholder consultation process, these being:

1. Safe and well maintained public spaces
To create built and natural environments that are safe, attractive, well maintained and utilised by the community.
2. Partnering for a safer community
To strengthen existing and establish new partnerships which enable collaborative and effective approaches for addressing community safety
3. Communications and promotion
To create awareness within the community on safety & crime prevention initiatives
4. Community Action, Connection and Involvement
To create awareness within the community on safety & crime prevention initiatives

Specific objectives have been set in relation to each of these goals and an action plan process will be undertaken with the Steering Group to affirm the key projects to be delivered each year under the *Safer Communities Partnership Strategic Plan 2015-2018*.

LEVEL OF SIGNIFICANCE

In accordance with Council Policy CG-8 Significant Decision Making Policy, this matter is considered to be of high significance in terms of social issues.

COUNCILLOR/OFFICER CONSULTATION

Consultation has been undertaken within the Safer Communities Partnership, which includes 5 Councillors (Cr Long, Cr Cucel, Cr Scott, Cr Parsons, Cr Bertling), , the Director Development Services, Manager Regulatory Services, Community Safety Co-ordinator, and Ranger Co-ordinator.

COMMUNITY CONSULTATION

The Strategic Plan was developed based on priorities and concerns of residents developed from the Community Safety Survey. External members of the Partnership (ie Police, Woodside, Rio Tinto, Housing Authority) were provided copies of both the Terms of Reference and the Strategic Plan 2015-2018 for comment.

STATUTORY IMPLICATIONS

There are no statutory implications.

POLICY IMPLICATIONS

There are no policy implications.

FINANCIAL IMPLICATIONS

There are minimal financial implications. The majority of the actions from the Strategic Plan are budgeted in this current financial year from Council funding, Grants and partnerships.

Rather than have its own “brand”, similar to the Rio Tinto Partnership, this will come under the City’s brand with the partner logos included in all future promotions. It is expected that all remaining Cleansweep branded items will be handed to the community at various events over the coming months. Any new items will have the City and partner logos.

STRATEGIC IMPLICATIONS

This item is relevant to the Council’s approved Strategic Community Plan 2012-2022 and Corporate Business Plan 2012-2016. In particular the Operational Plan 2015-2016 provided for this activity:

- Our Program: 1.f.5.1 Manage crime prevention/anti-social behaviour through providing support to initiatives that promote safe community behaviour.
- Our Services: 1.f.5.1.3 Develop crime prevention strategies to address specific issues identified by the Cleansweep Taskforce.

RISK MANAGEMENT CONSIDERATIONS

The level of risk is considered to be Moderate to the City in terms of Reputation.

IMPACT ON CAPACITY

There is no impact on capacity or resourcing to carry out the Officer’s recommendation. The Community Safety Co-ordinator has applied the Strategic Plan 2012-2015 with the new Strategic Plan providing a framework for future works.

RELEVANT PRECEDENTS

The Community Safety Co-ordinator was working to the previous Terms of Reference and Strategic Plan 2012-2015 which has now concluded. The new Terms of Reference and Strategic Plan will supersede the previous versions.

VOTING REQUIREMENTS

Simple Majority.

OPTIONS:

Option 1

As per Officer’s recommendation.

Option 2

That Council by SIMPLE Majority pursuant to Section 3.18 of the *Local Government Act 1995* RESOLVES to:

1. ADOPT the Safer Communities Partnership Terms of Reference with the following amendments:
 - a) _____
 - b) _____
2. ADOPT the Safer Communities Strategic Plan 2015-2018 with the following amendments:
 - a) _____
 - b) _____

CONCLUSION

The Terms of Reference for the Safer Communities Partnership (ex Cleansweep Taskforce) have been updated primarily to reflect the increase in councillor representation and the Housing Authority. The Strategic Plan 2015-2018 will provide direction for both the Community Safety Co-ordinator and the Safer Communities Partnership.

OFFICER'S RECOMMENDATION

That Council by SIMPLE Majority pursuant to Section 3.18 of the *Local Government Act 1995* RESOLVES to:

- 1. ADOPT the Safer Communities Partnership Terms of Reference; and**
- 2. ADOPT the Safer Communities Partnership Strategic Plan 2015-2018.**

COUNCIL AMENDED RESOLUTION

Res No : 153327
MOVED : Cr Parsons
SECONDED : Cr Smeathers

That Council by SIMPLE Majority pursuant to Section 3.18 of the *Local Government Act 1995* RESOLVES to:

- 1. ADOPT the Safer Communities Partnership Terms of Reference as modified;**
- 2. ADOPT the Safer Communities Partnership Strategic Plan 2015-2018; and**
- 3. REQUEST performance indicators to measure the success of the initiatives be developed and reported against.**

CARRIED

FOR : Cr Long, Cr Lally, Cr Bailey, Cr Bertling, Cr Cucel, Cr Harris, Cr Parsons, Cr Scott, Cr Smeathers, Cr Vandenberg, Cr White-Hartig
AGAINST : Nil
REASON : Council modified the Officer's recommendation to amend the Terms of Reference to include minor administrative changes; and in relation to the Safer Communities Partnership Strategic Plan request performance indicators to measure the success of the initiatives be developed and reported against.

Cr White-Hartig declared an impartiality interest in Item 11.6 Extension of Building Services as Cr White-Hartig's mother is the President of the Shire of Ashburton. Cr White-Hartig did not leave the room as the disclosure does not restrict her ability to vote on this matter.

11.6 EXTENSION OF BUILDING SERVICES

File No:	DB.6
Responsible Executive Officer:	Director Development Services
Reporting Author:	Manager Regulatory Services
Date of Report:	12 November 2015
Applicant/Proponent:	Nil
Disclosure of Interest:	Nil
Attachment(s)	Nil

PURPOSE

For Council to consider a change to the current level of service provided by Building Services.

BACKGROUND

At its August 2013 meeting, Council resolved to restructure the Building Service unit, and reduce the service level provided by the unit to approval of Class 1 (Residential dwellings) and 10 Buildings (Outbuildings, patios, pools etc.) only which is the minimum level of service required by the Building Act 2011 (Resolution 152599). The level of service was reduced due to the resignation of the City's only Class 1 Building Surveyor employed at the time, and an expectation that it would be difficult to attract a similarly qualified person. This level of service has been in place for the past 18 months.

During this time, there has been a reduction in the volume of applications, together with fees collected by the Building Service. Additional funding has been sourced by providing a building application assessment service to the Shire of Ashburton, with similar offers being made to the Shire of East Pilbara and Town of Port Hedland. Provision of this service alone to the Shire of Ashburton has added approximately \$3500 per month to Building Service income. Shire of Ashburton are now seeking an extension to the service provided, to include certification of Class 2 to 9 buildings as well as a regular onsite inspection service.

Relief services to cover staff leave have also been provided to the Shire of Wyndham – East Kimberley for a period of two months, with the likelihood that this service will be provided periodically into the future, including the assessment of Class 2 to 9 premises.

A review of Building Services was completed in November 2015 as a component of an organisation wide service review program. During the review the reintroduction of a Class 2 to 9 certification for building companies was investigated and considered. One of the outcomes of the review was to recommence provision of Class 2 to 9 certification service to building companies, with the possibility of expanding this in the future. This reintroduction was seen as providing an increased service from the Building Services team primarily to assist local building companies, and to supplement existing revenue from applications.

The City's Building Service is at a point where it can revert to the same service levels prior to the reduction in level of service. That is, to reintroduce a certification service for Class 2 to 9 buildings (Commercial) and for unauthorised building works of any classification. Class 2 to 9 buildings includes multi-residential units, shop, office, warehouse etc.

Current staff have the qualifications, the capacity and the ability to certify all classes of building, irrespective of size or construction cost. This will have a financial benefit to the City as uncertified applications are charged on a percentage of construction cost. As these are generally commercial applications, the financial benefits could be significant provided that development of commercial and industrial premises continues.

The Building Act provides for the City's Building Service to compete with private industry, and where arranged, can also issue permits for other Local Government Authorities. Currently there is already a private building certifier operating within the City of Karratha, certifying class 2 to 9 buildings. This competition however extends to providers from Perth and as far as the Eastern States, who provide certifying services to the region. Any move into the private certification area is likely to have an impact on the local service provider, however certified building applications received by the City's Building Service are also done from Perth.

The Act also allows the City to provide a full approval process, including sign off of building permits for development outside the local government boundary, provided that the Council which the development is located within grants approval for us to do so. This is the next step in the Building Permit Application process currently provided to the Shire of Ashburton.

The Act however precludes the City of Karratha issuing a Certificate of Design Compliance for developments, construction, modifications or additions to properties in which the City has a vested interest. The Shire of Wyndham East Kimberley is in a similar position in relation to council owned structures. Members of both Building Service units have met and discussed options, and an agreement has been made between the City and Shire to provide a Certificate of Design Compliance for each other's local authorities. This will significantly reduce costs for staff members who wish to make improvements to their staff housing, such as swimming pools, patios and the like.

Strategic Projects have also had discussions with Building Services in relation to providing professional advice and comment prior to release of contracts. This arrangement should in the longer term save the City costs associated with specialist advice, and enable the faster processing of applications.

It is proposed to expand the assessment and inspections undertaken by Building Services in a staged process as per the following:-

- 1) ***Reintroduce provision of a Class 2 to 9 certification service to building companies operating within the City of Karratha.*** As these are generally commercial applications, the financial benefits could be significant provided that development of commercial and industrial premises continues. Based on the applications received since 1 Jan 2015 – potential increase in income of \$51,000 (Note-this figure excludes the Quarter project, GP Super clinic and all council projects). This equates to an increase in income for the calendar year so far of 32%.
- 2) ***Expand provision of a Class 2 to 9 certification service to include applications for construction within the Shire of Ashburton.*** This would require an agreement to be put in place with the Shire to enable the City to provide this service on their behalf. Based on applications received and assessed for the Shire of Ashburton, if the City provided the Certificates of Building Compliance (All classifications), Certificates of Construction Compliance (Class 2-9 buildings) and Certificates of Design Compliance

(Class 2-9 Buildings), based on the applications received to date, this could add additional income to Building accounts.

- 3) ***Initiate a separate business unit to provide Class 2 to 9 certification service for any applications within the State.*** Legislation does not allow for the City (as a LGA) to compete against private certifiers, however there is the option of developing a separate building business unit to provide this function. This would require the City to undertake extensive advertising of the service to find a way into this market. This has been previously considered and investigated at the height of the construction, however was not seen as cost effective/viable at the time.

LEVEL OF SIGNIFICANCE

In accordance with Council Policy CE-8 Significant Decision Making Policy, this matter is considered to be of moderate significance in terms of Council's ability to perform its role.

COUNCILLOR/OFFICER CONSULTATION

Reintroduction of this service was discussed as part of the Service Level Review recently conducted on Building Services. One of the outcomes of the review was the recommendation that a Class 2 to 9 certification service recommence.

COMMUNITY CONSULTATION

The Karratha based private building certifier has been notified of this proposal. In his response, the private certifier confirmed that the proposed change in service could significantly impact his business, and that in the current climate, could reduce the viability of his business. He has also advised that he is considering moving out of the district to procure more work.

STATUTORY IMPLICATIONS

The *Building Act 2011* details how certified and uncertified applications are to be assessed, submitted and approved by the City and the timeframes on which the application must be processed. It also specifies that the City must receive uncertified Class 1 and 10 building applications and process these to issue a Building Permit.

Class 2 to 9 building applications must be submitted as certified applications and a permit issued by the City, however the supporting Certificates required for these applications may be certified by the City's Building Surveyors.

POLICY IMPLICATIONS

There are no policy implications.

FINANCIAL IMPLICATIONS

There are no substantive additional costs to providing the increased level of service based upon the current staffing levels and qualifications.

Revenue from this change will be dependent upon a number of factors including the growth of commercial development within the City, the ability of the City to promote itself to provide the certification service, and the construction cost of the development. A fee structure is already in place and has been retained even though the City is not currently providing the service.

No changes have been made to the budgeted income as the expected income should contribute to the current minor shortfall in expected building fees collected.

STRATEGIC IMPLICATIONS

This item is relevant to the Council's approved Strategic Community Plan 2012-2022 and Corporate Business Plan 2012-2016. In particular the Operational Plan 2015-2016 provided for this activity:

Our Program:	4.b.1.4	Conduct assessments of all building, health and ranger related applications and issue permits and approvals in accordance with legislative requirements.
Our Services:	4.b.1.4.1	Assess all applications within statutory timeframes.

RISK MANAGEMENT CONSIDERATIONS

The level of risk is considered to be Moderate to the City in terms of Compliance.

IMPACT ON CAPACITY

There is no impact on capacity or resourcing to carry out the Officer's recommendation. Additional work will be incorporated into the current officer workload.

RELEVANT PRECEDENTS

Up until August 2013 where there was a change in staffing and level of service delivery approved by Council, the City's Building Surveyors undertook the role of certifying all building applications, regardless of classification. The proposal is to revert to this level of service again.

VOTING REQUIREMENTS

Simple Majority

OPTIONS:Option 1

As per Officer's recommendation.

Option 2

That Council by SIMPLE Majority pursuant to Section 3.18 of the *Local Government Act 1995* RESOLVES to:

1. RETAIN the current level of service by the Building Service Unit providing Certification of Class 1 and 10 buildings within the City; and
2. UNDERTAKE approval of all building permit applications where requested by other Local Government Authorities.

CONCLUSION

Due to current staffing, the City is able to provide an extended building service to local developers to include Certification of Class 2 to 9 buildings. That is, to reintroduce a certification service for Class 2 to 9 buildings (Commercial) or for any unauthorised building works of any classification. Class 2 to 9 buildings includes multi-residential units, shop, office, warehouse etc.

The reintroduction of Certification of Class 2 to 9 buildings was a recommendation of the recently conducted Service Level Review conducted on Building Services.

In addition, once relevant delegations have been authorised by the Local Governments who take up the service, the City's Building Surveyors can undertake the issue of all building approvals and permits to external Local Governments where requested.

OFFICER'S RECOMMENDATION / COUNCIL RESOLUTION

Res No : 153328
MOVED : Cr Lally
SECONDED : Cr Scott

That Council by SIMPLE Majority pursuant to Section 3.18 of the *Local Government Act 1995* RESOLVES to:

- 1. COMMENCE assessment of uncertified Class 2 to 9 Building Permit Applications within the City of Karratha;**
- 2. COMMENCE assessment of uncertified Class 2 to 9 Building Permit Applications on behalf of the Shire of Ashburton and any other Local Government seeking this service; and**
- 3. INVESTIGATE the formation of a separate Building Unit by July 2016 to determine feasibility of providing a wider building certification service.**

CARRIED

FOR : Cr Long, Cr Lally, Cr Bailey, Cr Bertling, Cr Cucel, Cr Harris, Cr Parsons, Cr Scott, Cr Smeathers, Cr Vandenberg, Cr White-Hartig
AGAINST : Nil

11.7 CONCEPT DESIGNS AND EARTHWORKS FOR KARRATHA HEALTH CAMPUS

File No:	LP.197
Responsible Executive Officer:	Director Development Services
Reporting Author:	Manager Planning Services
Date of Report:	30 November 2015
Applicant/Proponent:	LandCorp/Department of Treasury
Disclosure of Interest:	Nil
Attachment(s)	<ol style="list-style-type: none">1. Karratha Health Campus concept site plan, sketch design and landscape plan2. Bulk earthworks plans for Karratha Health Campus site3. Site analysis for Karratha Health Campus site

PURPOSE

For Council to consider the proposed concept design for the Karratha Health Campus and to adopt a position with respect to the proposed concept design (and related earthworks if necessary) so that position can be conveyed to proponents and project managers for the Karratha Health Campus, as well as LandCorp.

BACKGROUND

The \$207.15 million Karratha Health Campus (KHC) will be the biggest investment in a public hospital ever undertaken in regional WA. This is another exciting City of Karratha project that has regional and local significance, where the State Government has invested substantially over the last 5 years to enhance the attractiveness and vibrancy of the City in support of the City of the North vision.

Project managers and consultants for the KHC project gave a presentation to Councillors on concept design for the KHC site at the 14 September 2015 Councillor Briefing Session (Attachment 1 – latest concept design). According to the timeline provided in the presentation, the Concept Design phase has concluded and Schematic Design is currently occurring and will be finalised in February 2016. The City CEO provided comments on the proposed concept design for the KHC to the Department of Treasury's Project Director on 22 September 2015.

On 21 October 2015, LandCorp referred to the City revised bulk earthworks plans for the KHC site (Attachment 2). LandCorp is undertaking bulk earthworks for the KHC site separate to the surrounding Karratha City Centre Infrastructure Works Program. Strictly speaking, LandCorp is not required to obtain local government approval for bulk earthworks on the KHC site because it falls under the definition of public works by or on behalf of a public authority. LandCorp and indeed the KHC proponents are still required to consult local government. There is an even stronger case to consult the City where the proposed development or works could impact on local government roads and drainage infrastructure.

As the substantial earthworks on the site and ultimate development are likely to impact the surrounding roads and drainage infrastructure, particularly in a major flooding event, the City has advised LandCorp that it will not support the revised bulk earthworks plans for the KHC

until Council has had the opportunity to consider the concept design and adopt a position. The reason for the City taking this approach is that from the City's perspective, the earthworks are part of the broader development Issues, options and solutions for the KHC site and building design may need to be addressed first at the earthworks level.

The intention of this report is for Council to adopt a position on key issues relating to the KHC concept design. City officers will only approve under delegation, the interconnection of the earthworks plans with the City's road and drainage networks once there are acceptable arrangements in place to address any Council concerns with the concept designs.

Policy Context

The Karratha City of the North City Centre Master Plan (2010) seeks to:

- create a diverse and **attractive** City Centre with a distinctive community and civic feel consisting of civic spaces, shaded streets ... to provide a platform for diverse range of commercial, civic, retail and cultural amenities.
- promote a sustainable response to location and climate.
- strengthen **vibrancy** and **vitality**.

Local Planning Policy DP1 – Karratha City Centre Development Requirements seeks to:

- Improve legibility and pedestrian amenity; through ... appropriate landscaping ...;
- Prohibit single or grouped dwellings and unless in the Accommodation Precinct, to only allow multiple dwellings as part of a mixed use development *;
- Encourage landscaping that complements the streetscape.

* Mixed use development consisting of commercial, retail or entertainment activities at ground level and multiple dwellings or commercial 'short-stay accommodation above is encouraged.

DP1 includes the following provisions to guide development within the Karratha City Centre:

- Facades of buildings ... should be architecturally interesting ... Openings and architectural elements should have a vertical emphasis and rhythm.
- Setbacks should strengthen the continuity of streetscapes and allow continuous weather protection for pedestrians.
- Buildings located on corner sites shall emphasise prominence of the street corner.
- The use of a variety of materials and textures, including local stone, is encouraged.
- Entry points to be highlighted and provide safe, clearly defined, comfortable access.
- Spatial location of activities should create active, safe City Centre environment.
- Pedestrian activity and vitality shall be achieved by provision of safe, comfortable and useable street front public spaces and shared spaces.
- Development is to follow topography of the land. There shall be no substantive difference between ground floor and footpath level.
- Landscaping is to be used to improve visual appeal of development, screen service areas and provide shade and relief. Any street setback area not required for public access is to be landscaped. Developer may be required to provide shade trees to any street setback area of sufficient intensity to ensure 80% coverage of sidewalk at tree maturity. Landscape plan is to be submitted for all new development.
- Provision of public art, particularly indigenous art and art reflective of the Pilbara, is strongly encouraged and may be required by condition of development approval.

City Concerns with Concept Design and Proponent Responses

Comments already provided by the City on the proposed concept design reaffirm the City's support for a new regional health campus in the Karratha City Centre but raised concerns about several elements of the concept design. The Department of Treasury's Project Director provided responses to the City's comments on 19 October 2015. It is appropriate now for Council to consider proponent responses and decide whether there are issues that require

further consideration and/or explanation as part of finalising concept design for the KHC site. Following is a summary of the key issues.

Integrating concept design into City Centre context

The proponents state on several occasions in their response that functionality of the facility is the key design driver. As an example, the City originally advised the proponents that the proposed access point for the site from Balmoral Road is not in the location planned as part of KCCIW Program. The proponent's response was that "*functional requirements of the facility must be considered and accommodated by the road design*". This approach is unacceptable - while it is accepted that functionality of the facility is a key design driver, the building should and must fit into its context; not the context be required to fit the building.

The proponent should be reminded that the State Government is investing substantially in creating a modern and vibrant Karratha City Centre and that it is essential that the Health Campus must integrate into the City Centre and that for this to occur, integration must be a key design objective as well.

The batters, setbacks and acceptable grades proposed across the site to achieve the finished ground level for the building are severe constraints to integrating the development and activating the streets.

Proposed fill levels, setbacks, batters and relationship to street levels

The City's concerns with the design concept originate from the amount of fill being placed on the site. The amount of fill being placed on the site relates to the site's location, inundation risk, the Department of Health's redundancy requirements and a Department of Health preference for both the building and parking to be at the same finished ground level to make access across the site compliant with the *Disability Discrimination Act 1992* (DDA).

The decision to build a new regional hospital in Karratha, in the City Centre and on this site is supported. The issues that arise in terms of having to fill the site to achieve the development are significant. Considerable technical expertise would need to be applied to site planning and the design of street-facing facades to achieve the best possible development outcome in the circumstances.

LandCorp's latest bulk earthwork plans (refer Attachment 2) have been prepared to facilitate development in accordance with the concept designs. The plans show that the biggest ground level differential is 2.7m near the corner of Warambie and Balmoral. This represents a 1 in 7.4 slope across 20m. This ground level differential creates difficulties in activating the street corner with the building on what is a highly visible and prominent corner of the City Centre.

Batters proposed on the boundary of the site between Bayview Road up to the proposed helipad area and along the new road running along the eastern boundary (shown as Macroy Street) are at a 1 in 6 slope. There is a 1.9m ground level differential in both of these cases. LandCorp has advised that it is intended to place stone pitching with earth cover along each of these batter sections. Stone pitching along these property boundaries, while stabilising the batter, would be a very poor and highly compromised visual interface treatment. While the latest concept design includes a concept landscaping plan, further advice needs to be provided as to how it is intended to make the appearance of interfaces acceptable, particularly along the Warambie and Bayview frontages and at the corner of Warambie and Balmoral.

Building footprint, heat reduction and landscaping

The current concept design locates the building in an off centre position with a 'moat' of sealed car parking surrounding the development. While the location of the building is a

compromise, of greater concern is the attention to soft landscaping (ie trees and shade structures). Poor design should not be supported. If the current concept design is to be approved then heavy planting of the car parks, boundary setbacks and other areas of interface should be required.

Key views of the site and buildings

The site analysis (Attachment 3) rightly identifies views east along Bayview entering the City Centre, west along Warambie coming out of the City Centre and north along Balmoral through the Warambie intersection as the most important views to consider as part of the KHC design. Buildings are proposed to be setback about 100m from the Bayview and Balmoral frontages (narrowing to about 60m towards the corner of Warambie and Balmoral) and about 30m along Warambie. The proposed batter at the property boundary along Bayview will reduce the visual impact of the building but will have a prominent visual impact itself. The appearance of the interfaces needs to be enhanced.

The City originally suggested lining the Health Campus building(s) along the Warambie and Balmoral frontages, with car parking at the rear. It appears, however, that decisions had already been made prior to consulting the City regarding the preferred concept design option.

Treatment of Warambie frontage

The intention to locate activities along the Warambie frontage is supported but it is not clear how this translates into a well-designed interface. An indicative section for the Warambie frontage is shown on the bottom right corner of the Landscaping Plan (Attachment 1). The ground level differential of 1.6m across 31.4m along the Warambie frontage [or 1.5m across 12m (1 in 8) between the property boundary and parking] can be made acceptable. The key considerations will be the landscape treatment of the 12m section between the property boundary and the paved area and how the building façade beyond presents from the street.

The southern internal access road along the Warambie frontage may not be required as a secondary access/egress because the main internal access road runs from Balmoral through to the new road to the east. If this proposed access road and associated parking were removed, then there would be an opportunity to bring the building closer to Warambie (from 31.4m to 12m). From an operational perspective, it seems this internal access road will be used for Ambulatory Care drop offs and pickups. The indicative section at the bottom right corner of the Landscaping Plan (Attachment 1) indicates that the proposed levels and treatment (ie. kerbless shared zone) can work, albeit that there needs to be more attention to landscaping the batter.

Pedestrian access

Pedestrian connections are likely to be along Warambie and Balmoral. It would be expected that some staff and visitors would walk into town for a meal or a break along either of these routes. A focus of the design work for the KHC therefore needs to be creating safe, clear and pleasant links between the building and the City Centre footpath network.

It is approximately 100m from the proposed eastern minor road entry to the Ambulatory Care building entrance. The direct distance from this entrance to Warambie Road is about 75m. A well-defined pedestrian access from Warambie Road to the Ambulatory Care building entrance, across the landscaped batter and next to the short term car park, may be the best way to provide pedestrian access, although this may not comply with DDA requirements.

Potential for reciprocal parking

The proposed levels shown on the revised bulk earthworks plans for the site lend themselves to having a car park at street level along Balmoral, with the potential to add a deck for parking over the top at the Finished Floor Level of the hospital in the future. The decked parking could be funded (either partly or wholly) by another party as part of a reciprocal parking

arrangement. While this option would create challenges in terms of complying with DDA requirements and would incur additional initial expenses, it would provide the potential to reduce the footprint for parking, provide shaded parking and increase parking supply in the City Centre. It is not too late for such an option to be considered.

Proposed helipad

Despite the proponent's assurance that concept designs have been developed to minimise the impact of the proposed helipad, it is still not considered efficient use of valuable and finite City Centre land. The location of the helipad in the north-east corner of the site and the preference to have it and everything between it and the building at the same level requires an additional hectare of land (20% of the site) to be 1 metre higher than it would otherwise, or 10,000 cubic metres of additional fill.

There is potential for the proposed helipad to compromise the development potential of surrounding properties. If there is potential for offsite impacts, then the extent and implications of these impacts need to be known so this can be considered further by the City.

The proposed helipad could adversely impact development potential of surrounding properties and substantially increases fill levels across the site, increasing the negative visual impressions of the site from surrounding street frontages. The preference would be for the helipad to be removed. If the helipad is to remain, then there will need to be particular attention to reducing the visual impact of increasing fill levels at affected road frontages, particularly Bayview Road.

Proposed accommodation

The City is requesting the KHC site be zoned City Centre to allow for other ancillary uses to be located on the site. The proposed accommodation is an ancillary use to the Hospital and could provide a mixed use element and variety to development across the site. While it is acknowledged that in pursuing the zoning of the site to City Centre the accommodation component as proposed will be permissible, it seems a bit unusual that the Karratha Health Campus would include accommodation when there is existing and planned affordable short-stay accommodation in the City Centre that should be supported. It is surprising that the proponents are indicating that this is the only option for those that find it difficult to access such accommodation.

Site stabilisation to minimise impact on City infrastructure

The proponent has advised that a storm water management strategy will be prepared prior to any works being undertaken on site. The site is currently filled but there is no stormwater management strategy in place. A stormwater management plan needs to be prepared to address stormwater management and site stabilisation both prior to the site being developed, while the site is being developed (December 2015 – June 2018) and during operation.

Stormwater events could have severe maintenance implications for the City's surrounding roads and/or receiving drainage network either before, during or after construction if sound management plans are not put in place. Stone pitching may be the most practical strategy in the short-term, but landscaping of the batters is the preferred strategy from a stabilisation perspective because it has a far superior amenity impact.

Whatever levels end up being approved across the site, it is critical that a solution is agreed that satisfactorily manages the effects of stormwater events on the site, both during construction and operation, without having maintenance implications for the City's surrounding roads and/or receiving drainage network, and that the solution results in quality street interfaces. Preparation and approval of a stormwater management plan and detailed landscaping plan must be an immediate priority.

LEVEL OF SIGNIFICANCE

In accordance with Council Policy CG-8 Significant Decision Making Policy, this matter is considered to be of high significance because the Karratha Health Campus should be an important part of the new Karratha City Centre.

COUNCILLOR/OFFICER CONSULTATION

The City is represented on the KHC Project Working Group. Some responses from the proponent to City comments appear quite dismissive. The Project Director, representatives of the proponent and consultants met with City officers on 7 December 2015 to discuss key issues highlighted in this report. The fact that the parties are meeting regarding these issues is positive so long as it is helping work towards the best possible solutions.

COMMUNITY CONSULTATION

A Community Reference Group has been established for this project. If the City is able to negotiate good outcomes with the proponents on key issues, then there will be an opportunity to promote this with the community. It will be disappointing if the City is not able to negotiate good outcomes on what are considered the key issues.

STATUTORY IMPLICATIONS

The KHC development and associated earthworks is classified as public works under the *Public Works Act 1907* and is therefore exempt from the requirement to obtain planning approval by the *Planning and Development Act 2005*. Consultation with the local government is a statutory requirement.

POLICY IMPLICATIONS

The Karratha City Centre Development Standards Local Planning Policy DP1 should be used to help guide development of the site.

FINANCIAL IMPLICATIONS

There are no financial implications.

STRATEGIC IMPLICATIONS

This item is relevant to the Council's approved Strategic Community Plan 2012-2022 and Corporate Business Plan 2012-2016. In particular the Operational Plan 2015-2016 provided for this activity:

Our Programs	1.d.3.1	Liaise with key stakeholders including LandCorp and Government Agencies for implementation of Karratha City Centre Master plan (KCCMP) and Infrastructure Works Program (IWP)
	1.b.4.1	Manage and improve landscaping and streetscaping
	1.a.2.4	Maintain City infrastructure necessary to meet the community needs
	1.a.3.3	Provide technical engineering support services
	1.b.1.2	Build partnerships with stakeholders including Government Agencies and public and business enterprises to implement the vision of the Karratha City of the North
	1.e.2.1	Liaise with key stakeholders including LandCorp, Government agencies and developers for support in strategic community projects
Our Services	1.d.3.1.1	Partner with LandCorp and others to implement the KCCMP and IWP
	1.a.2.4.4	Maintain drainage infrastructure
	1.a.3.3.1	Provide engineering advice and guidance to internal and external stakeholders

- 1.b.1.2.2 Establish and maintain effective relationships with cooperative partners in economic development
- 1.e.2.1.1 Negotiate appropriate development contributions with key stakeholders

RISK MANAGEMENT CONSIDERATIONS

This KHC site is being filled to minimise the risk of flooding. The extent of fill creates risks in terms of maintaining stability of the fill across the site and negatively affecting the amenity and functionality of this part of the City Centre. A stormwater management plan and landscaping plan should be required and every effort should be made to integrate the development with its surroundings through appropriate design.

IMPACT ON CAPACITY

There is no impact on capacity or resourcing to carry out the Officer's recommendation.

RELEVANT PRECEDENTS

This report continues dialogue between the proponents of the KHC and the City on concept designs for the site. It is hoped that this dialogue can help in agreeing effective solutions to the key issues from a local government perspective.

VOTING REQUIREMENTS

Simple Majority.

OPTIONS:

Option 1

As per Officer's recommendation.

Option 2

That Council by SIMPLE Majority pursuant to Section 3.18 of the *Local Government Act 1995* RESOLVES to:

1. REAFFIRM support for the development of a new regional health facility in the Karratha City centre and on the proposed site;
2. ADVISE the proponents of the Karratha Health Campus and LandCorp of the following adopted position in relation to the current concept designs for the Karratha Health campus and associated earthworks:
 - a) The Karratha Health Campus needs to as much as possible complement and enhance the State Government investment in the Karratha City Centre, not undermine it;
 - b) Local Planning Policy DP1 – Karratha City Centre Development Requirements should be used as a guide for all development in the City Centre, including the Karratha Health campus;
 - c) It is acknowledged that Department of Health required fill levels create design challenges in terms of effectively integrating the development into the City Centre and it is suggested that this challenge can be best addressed by enhancing the appearance of the site and building(s) from adjoining streets;
 - d) The setbacks and off centre position of the building with sealed car park interfaces is not desirable. Greater attention to soft landscaping (ie trees and shade structures) and heavily planting car parks, boundary setbacks and other areas of interface would improve the situation.

- e) Landscaping batters is considered the most effective way to improve the amenity of the site. More attention should focus on enhancing the appearance of the Warambie and Bayview frontages and the corner of Warambie and Balmoral. The corner of Warambie and Balmoral presents an opportunity to do something symbolic that creates visual interest. There may be an opportunity to incorporate public art;
 - f) Pedestrian connections from building entrances to Warambie and Balmoral will be important. In this regard, it is noted that the shortest distance would be from the Ambulatory Care entrance directly to Warambie. This could be an opportunity to create a safe, clearly defined and pleasant informal pedestrian link;
 - g) The proposed helipad could adversely impact development potential of surrounding properties and substantially increases fill levels across the site, increasing the negative visual impressions of the site from surrounding street frontages. If there is potential for offsite impacts, then the extent and implications of these impacts need to be known so this can be considered further by the City. If the helipad is to remain, then there will need to be particular attention to reducing the visual impact of increasing fill levels at affected road frontages, particularly Bayview Road;
 - h) While it is acknowledged that in pursuing the zoning of the site to City Centre the accommodation component as proposed will be permissible, there is currently available and planned affordable short-stay accommodation in the City Centre that should be supported;
 - i) The City has not yet received a stormwater management plan. A stormwater management plan needs to be prepared to address stormwater management and site stabilisation both prior to the site being fully developed (December 2015 – June 2018) and during operation. Landscaping of batters is the preferred strategy from a stabilisation perspective because it has a far superior amenity impact. It is acknowledged, however, that stone pitching may be the most practical strategy in the short-term, during the extended construction period. A stormwater management solution needs to be agreed that satisfactorily manages the effects of stormwater events, both during construction and operation, without having maintenance implications for the City's surrounding roads and/or receiving drainage network, and that results in quality street interfaces. Preparation and approval of a stormwater management plan and detailed landscaping plan should therefore be a priority.
3. REQUEST that the Council's adopted position be a key consideration in finalising and refining concept designs for the Karratha Health Campus; and
 4. CONTINUE to work with the proponents, their project managers and consultants to deliver the best possible regional health facility, both in terms of functionality and its integration with the Karratha City Centre.

Option 3

That Council by SIMPLE Majority pursuant to Section 3.18 of the *Local Government Act 1995* RESOLVES to:

1. REAFFIRM support for the development of a new regional health facility in the Karratha City centre and on the proposed site;
2. ADVISE the proponents of the Karratha Health Campus and LandCorp that the current concept designs for the Karratha Health Campus and associated earthworks are unconditionally supported; and

3. CONTINUE to work with the proponents, their project managers and consultants to deliver the best possible regional health facility, both in terms of functionality and its integration with the Karratha City Centre.

CONCLUSION

The Karratha Health Campus represents the biggest investment in a public hospital ever undertaken in regional WA. This investment has been further supported by the State Government's substantial investment in the Karratha City of the North Vision and development of the Karratha City Centre. The location of the Karratha Health Campus in the City Centre is supported and the importance of a functional Health Campus facility is acknowledged but not at the expense of integration into the urban fabric of an attractive City Centre. The substantial investment in the Karratha Health Campus should result in a built form outcome that is functional, iconic and an architectural and urban design statement that reflects the Pilbara and complements the new Karratha City Centre.

The project is currently in its design phase and the City has already provided comments on the concept designs and received responses from the proponents. The City was only engaged in the process after concept design options were considered and a preferred concept design had been selected. It seems that some concerns the City is raising are not being treated seriously.

It is essential to make sure that the Karratha Health Campus contributes positively to creating an attractive and vibrant City Centre. Site constraints that come about largely by needing to meet Department of Health requirements make this a challenge. If the current concepts are approved, then greater attention will need to be directed towards urban design and high quality landscaping. Attention to key view corridors and pedestrian access would also need to be looked at closely.

Stormwater management requires urgent attention but similarly must not compromise the look and feel of the City Centre and one of the key entries to it.

Until there is a genuine commitment to review the current concept designs to address concerns being raised by the City about the lack of integration of the Karratha Health Campus into the City Centre, there is a strong possibility that the overall outcome will be compromised, even though the health services outcome may be acceptable. With that in mind, it is recommended that Council not support the current design concept.

OFFICER'S RECOMMENDATION / COUNCIL RESOLUTION

Res No : 153329
MOVED : Cr Vandenberg
SECONDED : Cr Cucel

That Council by **SIMPLE** Majority pursuant to Section 3.18 of the *Local Government Act 1995* **RESOLVES** to:

1. **ADVISE** the proponents of the Karratha Health Campus and LandCorp that the City of Karratha does **not support** the current design concept as it fails to meet:
 - a) the State Government vision for an attractive and vibrant City Centre, as set out by the Karratha City of the North City Centre Master Plan (2010); and
 - b) objectives and intentions of Local Planning Policy DP1 – City Centre Development Standards;
2. **WRITE** to the Minister for Health and Minister for Regional Development to express Council concerns regarding the current concept design and request review to achieve a better balance between functional requirements and fitting into the City Centre context.

CARRIED

FOR : Cr Long, Cr Lally, Cr Bailey, Cr Bertling, Cr Cucel, Cr Harris, Cr Parsons, Cr Scott, Cr Smeathers, Cr Vandenberg, Cr White-Hartig
AGAINST : Nil

Cr Harris declared an impartiality interest in Item 11.8 Future Operational, Financial and Management Model for Visitor Centres as Cr Harris is the Council Representative on the Board of the Karratha Visitor Centre.

Cr White-Hartig declared an impartiality interest in Item 11.8 Future Operational, Financial and Management Model for Visitor Centres as Cr White-Hartig is the Chairperson of the Karratha Visitor Centre, and a Board Member of the Roebourne Visitor Centre.

Cr Harris and Cr White-Hartig did not leave the room as these disclosures do not restrict their ability to vote on this matter.

COUNCIL RESOLUTION

Res No : **153330**
MOVED : **Cr White-Hartig**
SECONDED : **Cr Bailey**

That Council suspend Standing Orders at 7.28 pm to allow for open discussion of in Item 11.8 Future Operational, Financial and Management Model for Visitor Centres.

CARRIED

FOR : Cr Long, Cr Lally, Cr Bailey, Cr Bertling, Cr Cucel, Cr Harris, Cr Parsons, Cr Scott, Cr Smeathers, Cr Vandenberg, Cr White-Hartig
AGAINST : Nil

COUNCIL RESOLUTION

Res No : **153331**
MOVED : **Cr Scott**
SECONDED : **Cr Harris**

That Council resume Standing Orders at 7.44 pm.

CARRIED

FOR : Cr Long, Cr Lally, Cr Bailey, Cr Bertling, Cr Cucel, Cr Harris, Cr Parsons, Cr Scott, Cr Smeathers, Cr Vandenberg, Cr White-Hartig
AGAINST : Nil

11.8 FUTURE OPERATIONAL, FINANCIAL AND MANAGEMENT MODEL FOR VISITOR CENTRES

File No: ED3 and ED4
Responsible Executive Officer: Director Development Services
Reporting Author: Economic Development Advisor
Date of Report: 11 December 2015
Applicant/Proponent: Nil
Disclosure of Interest: Nil

Attachment(s)	1. Roebourne Visitor Centre Budget Submission 2015/16
	2. Roebourne 2015/16 Submission Financials
	3. Karratha Visitor Centre Budget Submission 2015
	4. Karratha Visitor Centre Budget Submission Cover Letter

PURPOSE

For Council to consider its level of support for the Visitor Centres/Visitor Servicing for the short and long term.

BACKGROUND

Local Governments in Western Australia traditionally play a significant role in Visitor Servicing/Visitor Centres. The City of Karratha has been the principal funding partner for the Karratha Visitor Centre (KVC) and the Roebourne Visitor Centre (RVC) via annual funding contributions for an extended period.

There is no 'perfect model' for operating Visitor Centres as specific market conditions within individual localities impact on the preferred nature of visitor centre operations. Visitor servicing in Western Australia tends to fall under one of the following four models:

- Independent Not-For Profit (NFP) Organisations
- Managed and Operated by Local Government
- Outsourced/tendered management and operation of Visitor Centres.
- Privately operated visitor servicing/visitor centres

Within the City of Karratha, the model has traditionally been to operate Visitor Centres via two independent NFP organisations – the RVC and the KVC. While the City's visitor service levels are at or above other LGA's, this model of operation is comparatively expensive and somewhat duplicitous. Numerous reviews and reports on the City's visitor centres have been undertaken including examination and review of all of the above listed models of operation by Council and the respective Visitors Centres.

Recent Council Direction re Visitor centre funding

In September 2013, Council resolved to request the CEO to commence discussions with both Visitor Centres regarding operating and financial models for the 2014/15 financial year and beyond. A Visitor Information Services Review Meeting was held on 11 December 2013 with representatives from both visitor centres, Councillors and City officers being present. A discussion document was presented and discussed which included historical funding models, an analysis of visitor centre performance over the previous six years and a review of the strengths and weaknesses of the various visitor centre operational models.

At this meeting, a commitment was made by the Visitor Centres to have further discussions between their boards and management and consider the various operational models with a view of identifying their most desired options and arriving at a position by the end of February 2014.

At the Council Agenda Briefing of 13 March, 2014, Council was advised that respective positions of the two Visitor Centre committees was:

- Karratha VC – open to a merger proposal and open to other proposals; and
- Roebourne VC – not supportive of a merge and have commenced preliminary discussions with Ngarluma Yindjibarndi Foundation Limited and Ngarluma Aboriginal Corporation regarding potential funding.

At the April 2014 OCM Council resolved to:

1. *ADVISE the Karratha and Roebourne Visitor Centres that it does not support funding at the current levels and with the current operational and management models for the 2014/15 financial year and beyond.*
2. *ADVISE the Karratha Visitor Centre that:*
 - a) *Council's preference is for the Karratha visitor information service to come in-house, and operate as a City of Karratha function.*
 - b) *Council is willing to work with the Karratha Visitor Centre Board and Management to achieve a smooth transition for commencement under the City's management by 2015.*
 - c) *Council will allocate \$145,436.50 (ex GST) (50% of 13/14 FY) to facilitate continued operations under the current management model until 31 December 2014.*
3. *ADVISE the Roebourne Visitor Centre that:*
 - a) *Council requests a business plan for future governance and operations which is less dependent on Council's support by 30 June 2014.*
 - b) *For the purposes of the 2014/15 budget Council will determine any funding allocation based upon the satisfactory review of the business plan as requested in (a) above.*

Subsequent to this decision Council has received various submissions from the Karratha and Roebourne Visitor Centre Committees and has resolved to provide further funding in the following amounts:

- Jul 2014: \$79,990 to RVC
- Dec 2014: \$40,000 to RVC for the remainder of the 2014/15 Financial
- Jan 2014: \$290, 873 for the KVC for the 2015 Calendar Year.

The Council's most recent funding/sponsorship agreement with the RVC expired on the 30/6/15 and the agreement with the KVC expires on the 31/12/15. Both the KVC and the RVC have submitted requests for further support through 2016.

RVC Sponsorship Request

Roebourne Visitor Centre has provided a funding submission requesting \$150,000 for the 2015/16 FY. In support the following points have been made:

- The amount reflects a reduction in the overall percentage of RVC income requested from the City of Karratha;
- The RVC's overall budgeted operating loss for the year is expected to reduce from \$221,000 to \$155,000;
- Increased range of services are planned for the year including more and varied tours;
- Partnerships have been strengthened this year with NYFL, with anticipated further collaborations in the year to come;
- Funds have been sought through grants from Chevron (successful) and Tourism WA (pending);
- The RVC continues to provide both a Visitor Centre service and access to a heritage tourist attraction (Roebourne Old Gaol) and is seeking to continue operating the Cossack Café service in 2016;
- The RVC is proposing to work more closely with the KVC in the coming year, in the area of membership, committee meeting attendance and investigating areas of cost savings through joint promotion and marketing initiatives;
- Progress has been made on Strategic Planning;
- A new bus has been purchased which will allow RVC to run tours more cost effectively.
- Measureable quarterly goals being set by new RVC Committee;
- Fee increases for tours and museum entry will ensure steady or increased income in these areas despite anticipated drop in visitor numbers for 2016 tourist season; and

- Membership fee increases and introduction of tiered membership structure have taken effect.

A brief summary of the RVC financial request is listed below:

Opening position as at 30/6/15:	\$138,011
<i>Less recent Bus Purchase cost</i>	<u>\$ 39,500</u>
Nett Position	\$ 98,511
Total Operating Income (exc City Contribution)	\$185,800
Total Operating Expenditure	<u>\$341,070</u>
Nett Operating Loss	- \$155,270
<i>includes Cossack Kiosk (May – Jun 2016)</i>	
Projected closing position (exc capital and new initiatives):	- \$ 51,489
New Initiatives/Capital	
Cyclone/building contingency	\$ 25,000
Cossack café equipment	<u>\$ 15,000</u>
Subtotal	\$ 40,000
NETT POSITION AT 30/06/16	-\$ 91,489
City Funding Request for 2015/16 Financial Year:	\$150,000

If Council elect to further support the RVC it is recommended that the support be tied to a calendar year as opposed to financial year as having funding agreement expire in June, which is the middle of the tourist season, is potentially problematic. Council will also need to determine which of the new initiatives/capital it is willing to support.

Karratha Visitor Centre Funding Request

Throughout 2015 Council’s relationship with the KVC has been largely ‘business as usual’ with the KVC submitting compliant quarterly reports with subsequent approval and payment of the quarterly funding rounds. Various discussions and proposals have been held regarding numerous initiatives that have been proposed via the KVC including:

- Extending tour services offered by the KVC;
- Opening a KVC kiosk at the Karratha Airport;
- Opening a coffee shop at the KVC premises;
- Establishing a commercial laundry operation at the KVC premises;
- Establishing paid shower facilities at the KVC premises;
- Establishing a hub for mountain biking at the KVC premises; and
- The KVC conducting/coordinating a major tourism event.

After some discussions and modifications a final submission was provided to the City on the 30/11/2015. The KVC has requested 12 months of further funding at \$240,000 with a request for \$100,000 for the 2017 calendar year. Initiatives that have been proposed in the final submission includes:

- Purchasing a new/replacement bus (\$120,000) to operate tours;
- Requesting funding (\$40,000) for Building Maintenance (Air-conditioners and Other Upgrades);
- Investigating the development of a KVC Airport Booth. This proposal is yet to be costed;
- Providing a ‘Narrowcasters Audio Tour.’ This proposal is external grant funded and has the potential to generate revenue for the KVC;
- Establishing a Pilbara Ports and Burrup Tour to complement the existing resources tour;
- Seeking grants/contributions from RTIO, Tourism WA, PDC, Alinta & Pilbara Ports; and
- Establishing a Coffee Shop. This has a projected nett Capital cost of \$64,000 with net sales revenues projected to cover capital costs in a short time period.

A brief summary of the KVC financial request is listed below:

Projected opening position as at 1/1/16:	\$230,000*
Total Operating Income (exc CoK Contribution)	\$337,820
Total Operating Expenditure	<u>\$529,785</u>
Nett Operating Loss	- \$191,965
Projected closing position (exc capital and new initiatives):	\$ 38,035
New Initiatives (Capital)	
New Bus	\$120,000
Building Maintenance	\$ 40,000
Coffee Shop (Nett Cost)	<u>\$ 64,000</u>
Total	\$224,000
<i>* High opening balance largely due to recent sale of residential property.</i>	
NETT POSITION AT 31/12/16	-\$185,965
City Funding Request for 2016 Calendar Year:	\$240,000

As with the RVC, if Council elects to support the KVC financially in 2016, it is recommended that Council specify which new initiatives/capital projects that they would like to support in addition to any operational funding that may be required.

Analysis

The current annual funding allocation model is not ideal for Council or the Visitor Centres as there is uncertainty on all parts which leads to an inability to effectively strategically plan for the longer term.

Various options are available to Council in the short and longer term. These include:

Short Term

- Option 1: Business As Usual
- Allocate a sum of funding for both RVC and KVC for 2016 Calendar Year.
- Option 2: Longer Term Contracts with KVC/RVC
- Enter into 3-5year funding/sponsorship agreements with KVC/RVC.
- Option 3: Short Term Contract with Longer Term City of Karratha Direction Set
- Allocate funding for KVC/RVC for 2016 Calendar Year;
 - Clearly state preference/model of City funding for 2017 year and beyond.
- Option 4: 'In- House' provision of Visitor Servicing
- Allocate no (or very limited funding) to KVC/RVC;
 - City staff operate visitor servicing from Council Offices, Airport and/or Roebourne locations.

Longer Term

- Option 1: Business as Usual
- Annual Funding of KVC/RVC.
- Option 2: Long Term Sponsorship
- Establish long-term (3-5 year) agreements with RVC/KVC.
- Option 3: Merge RVC/KVC
- Seek to encourage a merger between the two NFP's to potentially gain efficiencies.
- Option 4: 'In-House' Service
- Seek to operate visitor servicing utilizing Council staff and/or facilities.

Option 5: Tender Service

- Seek submissions for Council funding to operate visitor services to an agreed standard. Existing providers could 'bid' for this money.

Option 6:

- Operate services from alternate locations including the proposed Karratha Arts and Community Precinct, the Yindibarndi Aboriginal Corporation's proposed redevelopment of the Victoria Hotel and/or the Karratha Airport.

A 'Business as Usual' approach is not supported by any of the stakeholders. The Visitor Centres' preferred option is to enter into longer term agreements with each organisation. While this would clearly give greater certainty, it is unlikely to address the high relative cost of providing the service (when compared to other Local Governments) and/or the duplication that occurs through having two separate organisations.

'In-housing' of the service would be difficult to achieve in the immediate term as there are a range of contractual, industrial relations, asset management/ownership and legislative issues would need to be addressed. It may be difficult to satisfactorily address these matters prior to the commencement of the 2016 tourist season.

LEVEL OF SIGNIFICANCE

In accordance with Council Policy CG-8 Significant Decision Making Policy, the funding of Visitor Centres is significant due to a potential expenditure of approximately \$380,000.

COUNCILLOR/OFFICER CONSULTATION

Councillors and officers have been well consulted on the visitor centres operational, management and funding situations through numerous Council reports and briefings.

COMMUNITY CONSULTATION

As detailed earlier, a variety of meetings and consultation has occurred between the RVC, KVC and the City.

STATUTORY IMPLICATIONS

There are no statutory implications.

POLICY IMPLICATIONS

There are no policy implications.

FINANCIAL IMPLICATIONS

The City's 2015/16 Budget includes a total allocation of \$484,360 for Visitor Servicing. While there are sufficient funds available to support the respective Visitor Centre requests, Council should satisfy itself that its expenditure is appropriate and warranted prior to extending funding/sponsorship agreements.

Listed below are neighbouring local government's total expenditure on visitor centres:

Town of Port Hedland	\$341,550
Shire of Ashburton	\$ 47,000
Shire of East Pilbara	\$125,000

STRATEGIC IMPLICATIONS

This item is relevant to the Council's approved Strategic Community Plan 2012-2022 and Corporate Business Plan 2012-2016. In particular the Operational Plan 2015-2016 provided for this activity:

Our Program: 2.a.3.1 Support tourism and visitor centre development.

Our Services: 2.a.3.1.1 Support visitor information services within the municipality.

Additionally, the City's Operational Economic Development Strategy 2014-2016 has tourism as a key objective:

- 1.3.1 Elevate the City of Karratha's reputation as a premier Pilbara tourism destination enhanced through the development of quality tourism infrastructure, visitor information services and product development.

RISK MANAGEMENT CONSIDERATIONS

If Council were to significantly reduce the level of funding to the visitor centres, this would severely impact the on-going viability of the centres. Without clarity on Council funding arrangements, there is a risk of Visitor Centres not having sufficient funding to operate throughout 2016.

IMPACT ON CAPACITY

If Council were to bring either or both of the visitor centres in house there would be an impact on capacity and resourcing.

RELEVANT PRECEDENTS

The City of Karratha has been the principal funding partner of the visitor centres for over a decade.

VOTING REQUIREMENTS

Simple Majority.

OPTIONS:Option 1

As per Officer's recommendation.

Option 2 - Business as Usual

That Council by SIMPLE Majority pursuant to Section 5.42 and 6.8 of the *Local Government Act 1995*, RESOLVES to:

1. REQUEST the CEO to enter into a funding agreement with the Karratha Visitor Centre for the period _____, based on negotiated KPI's, with an annual funding allocation of: _____ (ex GST).
2. REQUEST the CEO to enter into a funding agreement with the Roebourne Visitor Centre for the period _____, based on negotiated KPI's, with an annual funding allocation of: _____ (ex GST).

Option 3 – Amalgamate both visitor centres

That Council by SIMPLE Majority pursuant to Section 5.42 and 6.8 of the *Local Government Act 1995*, RESOLVES to REQUEST the CEO to enter into negotiations with the Karratha and Roebourne Visitor Centres to amalgamate under one board, management and membership.

Option 4 - Amalgamate both visitor centres plus additional services

That Council by SIMPLE Majority pursuant to Section 5.42 and 6.8 of the *Local Government Act 1995*, RESOLVES to REQUEST the CEO to enter into negotiations with the Karratha and Roebourne Visitor Centres to amalgamate under one board, management and membership and take up the additional services of _____.

Option 5 – Outsource visitor information services

That Council by SIMPLE Majority pursuant to Section 5.42 and 6.8 of the *Local Government Act 1995*, RESOLVES to REQUEST the CEO to undertake a tender for the provision of visitor information services within the City of Karratha.

Option 6– Transition of both visitor centres to City management and operation

That Council by SIMPLE Majority pursuant to Section 5.42 and 6.8 of the *Local Government Act 1995*, RESOLVES to REQUEST the CEO to commence negotiations with both Karratha and Roebourne Visitor Centre Management and Boards regarding transition to internal City management and operations by _____, 2016.

CONCLUSION

Tourism is a growing and important industry for the City of Karratha and Visitor Servicing/Visitor Centres are an important component of this industry. Strong financial support and stability of visitor centres is essential to ensure their on-going viability. While it is entirely appropriate for the City to be a major supporter of Visitor Centres, it is imperative that value for money is achieved. Evidence suggests that, while effective, the current model of funding two separate independent Visitor Centres on an annual basis is an expensive model when compared to other Local Governments.

Clear direction on Council's preference for the operation and management of Visitor Centres in the short and long term is needed to ensure both stability and the opportunity for growth in this area.

OFFICER'S RECOMMENDATION / COUNCIL RESOLUTION

Res No : 153332
 MOVED : Cr Harris
 SECONDED : Cr Scott

That Council by SIMPLE Majority pursuant to Section 3.18 of the *Local Government Act 1995* RESOLVES to:

1. **ADVISE** the Karratha Visitor Centre Inc and the Roebourne Visitor Centre Inc that:
 - a) It is willing to enter to funding/sponsorship agreements with the respective incorporated bodies that provide resources for them to operate their services until 31 December 2016;
 - b) Throughout 2016 Council intends to advertise a fixed price tender for the provision of visitor servicing throughout 2017 and 2018. This fixed price tender will specify the maximum funding that will be available for the period along with minimum service level required to access that funding; and
 - c) From 2019, the Council's preference is for Visitor Servicing to be operated from the proposed Karratha Arts and Community Precinct, the Redeveloped Victoria Hotel Project and/or the Karratha Airport.

2. **ADVISE the Karratha Visitor Centre Inc that, subject to an appropriate agreement being negotiated, it is willing to provide \$190,000 sponsorship support for the 1/1/16 – 31/12/16 period for the following purposes:**
 - **Operational Funding Subsidy: \$150,000**
 - **Building Improvements: \$ 40,000**

3. **ADVISE the Karratha Visitor Centre Inc that it may be willing to provide funding for other development initiatives/proposals when more detailed proposals that clarify the costs and benefits are available**

4. **ADVISE the Roebourne Visitor Centre Inc that, subject to an appropriate agreement being negotiated, it is willing to provide \$215,000 for the period from 1/7/15 – 31/12/16 for the following purposes:**
 - **Operational Funding Subsidy (inc Cossack Kiosk) : \$175,000**
 - **Building Repairs (if required): \$ 25,000**
 - **Cossack Café Equipment (if required) \$ 15,000**

5. **AUTHORISE the CEO to negotiate the agreements referred to in items 2 and 3 above on behalf of the Council.**

CARRIED 8-3

FOR : Cr Long, Cr Lally, Cr Cucel, Cr Harris, Cr Parsons, Cr Scott, Cr Smeathers, Cr Vandenberg

AGAINST : Cr Bailey, Cr Bertling, Cr White-Hartig

REASON : Cr White-Hartig requested that her reason for being against the motion be recorded. Cr White-Hartig felt strongly that Option 2 was the most advantageous stating that longer term agreements with both the KVC and the RVC would provide the opportunity for these centres to secure longer term sponsorship and agreements, as well as provide assurance and stability to their operations to implement their respective business plans. Cr White-Hartig considered there was a lack of formal consultation in relation to Council’s preference for Visitor Servicing.

12 STRATEGIC PROJECTS & INFRASTRUCTURE

Cr Parsons declared a financial interest in Item 12.1 Award of Pt Samson Foreshore Works – Stage 1 Miller Close as Cr Parsons is friends with and building a house with Timik Developments Pty Ltd.

At 7.55 pm Cr Parsons left the Chambers.

12.1 AWARD OF PT SAMSON FORESHORE WORKS – STAGE 1 MILLER CLOSE

File No:	LP.260
Responsible Executive Officer:	Director Strategic Projects & Infrastructure
Reporting Author:	Manager Infrastructure
Date of Report:	24 November 2015
Applicant/Proponent:	Nil
Disclosure of Interest:	Nil
Attachment(s)	Confidential –Tender Evaluation Report

PURPOSE

To seek Council's endorsement of the successful tenderer for the Pt Samson Foreshore Work – Stage 1, Miller Close, Tender, Number RFT 07-15/16.

BACKGROUND

RFT 07-15/16 is for the construction of a decking structure, shade shelter and other associated works on the Pt Samson Foreshore.

Tenders were advertised on 14 October 2015 and closed 11 November 2015.

Five tenders were received by the closing date from:

Leethall Constructions Pty Ltd
Timik Developments Pty Ltd
Timik Developments Pty Ltd – alternate tender
Total Eden Pty Ltd
Trasan Contracting Pty Ltd

The tenders were evaluated by a three person panel comprising of:

- Coordinator Building Maintenance
- Coordinator Technical Services
- Senior Engineering Technical Officer

The tenders were first assessed for compliance with the tender documents. The tenders were then assessed against the qualitative criteria that were weighted.

The criteria and associated weightings were:

Criteria	Weighting
Relevant Experience	15%
Capacity to Deliver	15%
Demonstrated Understanding	10%
Price	60%

The Regional Price Preference Policy was applied to all four local tenderers.

A copy of the Evaluation Report is contained within the confidential section of the agenda.

The alternative tender submitted by Timik Developments provided Council with an option of alternate materials to those specified and endorsed by Council. Considering the environmental conditions that the structure would be subject to the Evaluation Panel did not consider the alternate tender offered Council an advantageous outcome.

LEVEL OF SIGNIFICANCE

In accordance with Council Policy CG8 - Significant Decision Making Policy, this matter is considered to be of low significance in terms of economic issues and Council's ability to perform its role

COUNCILLOR/OFFICER CONSULTATION

Consultation occurred between the evaluation panel members, Manager Infrastructure Services and Director Strategic Projects and Infrastructure.

COMMUNITY CONSULTATION

A number of community consultation workshops were undertaken over a two year period 2013-2015 as part of developing the Pt Samson Structure Plan, Foreshore Enhancement Plan and Foreshore Management Plan. The outcomes of this consultation were incorporated into the documents, which were used as the basis for the development of the Pt Samson Foreshore Works Plan.

STATUTORY IMPLICATIONS

Tenders were called in accordance with Section 3.57 of the *Local Government Act 1995* and Part 4, Division 2 – Tenders for providing goods or services of the *Local Government (Functions and General) Regulations 1996*.

POLICY IMPLICATIONS

Policy CE13 - Tender Evaluation Criteria is applicable.

FINANCIAL IMPLICATIONS

Council has allocated \$1,000,000 in the 2015/16 Budget to the Pt Samson Foreshore works. Works include the budget include the scope of works outlined in this tender plus further foreshore management works including rehabilitation and revegetation of dunes.

The pre tender estimate for the Stage 1 works was \$561,000

The preferred tenderer's offer is in accordance with the budget estimate. However as a result of questions posed during and post tender, design issues were identified that may require some minor variations before a final contract sum is determined. It is anticipated that these variations will result in a nil or minor increase on the proposed contract value and hence it is recommended that a preferred tenderer be identified and a negotiation occur prior to the final award of contract

STRATEGIC IMPLICATIONS

This item is relevant with the Council's approved Strategic Community Plan 2012-2022 and Corporate Business Plan 2012-2016. In particular the Operational Plan 2015-2016 provided for this activity:

Our Program:	1.a.2.4	Maintain City infrastructure necessary to meet the community needs.
Our Services:	1.a.2.4.6	Maintain and renew other community infrastructure (beaches, boat ramps, jetties).

RISK MANAGEMENT CONSIDERATIONS

The level of risk is considered to be moderate to the City in terms of environment and reputation with the Pt Samson Community for delivering a high standard of community infrastructure that is protected from coastal hazards.

IMPACT ON CAPACITY

The City will need to oversee and administer construction works, this will be undertaken within existing staff resources.

RELEVANT PRECEDENTS

Res 153117 OCM April, 2015 – Priority First Package Works for Pt Samson Foreshore.

VOTING REQUIREMENTS

Simple and Absolute Majority.

OPTIONSOption 1

As per Officer's recommendation.

Option 2

That Council by SIMPLE Majority pursuant to Section 3.57 of the *Local Government Act 1995* RESOLVES to NOT SUPPORT the Officer's recommendation and PROPOSE a substitute Tenderer.

CONCLUSION

The Evaluation Panel believes that the recommended tenderer provides the ability to provide the required goods and services and represents the most advantageous outcome for the City of Karratha.

OFFICER'S RECOMMENDATION / COUNCIL RESOLUTION

Res No : 153333
MOVED : Cr Lally
SECONDED : Cr Harris

1. That Council by **SIMPLE** Majority pursuant to Section 3.57 of the *Local Government Act 1995* **RESOLVES** to **NOMINATE** Timik Developments Pty Ltd ABN 151 241 894 75 as the preferred tenderer based on the assessment of the compliance criteria, qualitative criteria and pricing structures offered under RFT 07 – 15/16 Pt Samson Foreshore Works – Stage 1 Miller Close.
2. That Council by **ABSOLUTE** Majority pursuant to Section 5.42 of the *Local Government Act 1995* **RESOLVES** to:
 - a) **AUTHORISE** the Chief Executive Officer to enter in to negotiation with Timik Developments Pty Ltd to consider minor design modifications that do not materially impact on the Council endorsed design; and
 - b) **SUBJECT** to the outcomes of that negotiation being within Councils Budget allocation, **DELEGATE** Authority to the Chief Executive Officer to execute a contract with Timik Developments Pty Ltd.

CARRIED

FOR : Cr Long, Cr Lally, Cr Bailey, Cr Bertling, Cr Cucel, Cr Harris, Cr Scott, Cr Smeathers, Cr Vandenberg, Cr White-Hartig
AGAINST : Nil

At 7.56 pm Cr Parsons re-entered the Chambers.

12.2 POINT SAMSON - JOHN'S CREEK BREAKWATER PATHWAY

File No:	RD.25
Responsible Executive Officer:	Director Strategic Projects & Infrastructure
Reporting Author:	Manager Infrastructure
Date of Report:	26 November 2015
Applicant/Proponent:	Nil
Disclosure of Interest:	Nil
Attachment(s)	1. Letter from Department of Transport dated October 2015 2. Letter from Department of Transport dated November 2015 3. Lease Site Plan 4. Current photos of breakwater pathway

PURPOSE

This report seeks Council's approval for the removal of the existing walkway and infrastructure associated with the John's Creek breakwater pathway.

BACKGROUND

At the Council meeting held Monday the 16th of November, Item 12.5, Point Samson – Johns Creek Pathway report was deferred pending further information from the Department of Transport which could impact on the options presented to Council.

The original reports background has been highlighted in *Italic* for Councillors information.

The City entered into a "peppercorn" lease with the Department of Transport on 24 October 2000 in respect to the breakwater, causeway and boat ramps at Pt Samson (John's Creek). This lease expires on the 23 October 2020. In part, the purpose of the lease was intended to allow for the accommodation of a concrete pathway for public recreation purposes upon the breakwater/causeway and for the two existing boat launching facilities.

The causeway has suffered damage due to wave action from storms combined with high tides which has undermined the concrete pathway located on the top of the breakwater structure.

Council Officers have received engineering advice with expertise in the field of marine structures. The advice supplied recommends a methodology to repair and reinstate the pathway structure which includes a more robust edge (of path) treatment to withstand future wave impacts.

An estimate of the potential cost for the repairs of the full length of path is \$533,250 however, this sum was a preliminary estimate only based on limited data and no detailed design.

At its September 2014 Meeting Council received a report that introduced the findings and offered options to remediate, based on the information known at the time. Council resolved on the basis of the risk assessment presented at the time, in part, to:

1. *Install warning signage at the John's Creek breakwater to advise the public of the damage to the footpath and to take care when using it; and*
2. *Implement a fortnightly inspection program to monitor the footpath until permanent repairs can be carried out.*

Since September 2014, Council Officers and the Maritime Coordinator for the Northern Region of the Department of Transport have continued the inspection regime and monitored events that undermine the pathway's integrity.

In August 2015, Council Officer's noted further deterioration of the pathway with a 5 metre section of pathway collapsing, resulting in an immediate closure of the pathway to pedestrian traffic. Refer to Attachment 3 photos as evidence of the current condition of the pathway.

Council's insurer - Local Government Insurance Scheme Western Australia (LGIS WA) in late September 2015, advised that the closure of the walkway was the correct action to follow (see Risk Management Considerations of this report).

The Department of Transport as lessors of the breakwater/causeway, has given the City of Karratha two options under the terms of the lease, which are to either maintain or remove the pathway.

In the meantime, the pathway is recommended to remain closed pending Council's deliberations of the following options.

Option 1 - Hand back the breakwater/causeway to the Department of Transport.

This option would result in the removal of the pathway and facilities. The proposed method would be to:

- *Utilise an excavator rock breaker on the existing pathway, leaving crushed concrete materials on site;*
- *Remove all signage;*
- *Remove the table and seating infrastructure at the end of the causeway to ensure it is no longer considered a destination; and*
- *Excise the breakwater pathway from the current lease, but retain the boat ramp facilities.*

Option 2 - Reinstate and formalise pathway to Australian Standards and upgrade the breakwater/causeway

To achieve this, substantial works would be required to broaden the Department of Transport's breakwater/causeway to allow for a new pathway to be constructed. This new pathway would be required to meet universal access standards (disabled access) and would involve a substantial financial investment by Council, significantly in excess of \$1m.

Option 3 - Reinstate pathway to a suitable like standard

As mentioned previously Council has received a preliminary estimate of \$533,250 for repairs to the pathway. This figure was received prior to sections of the pathway collapsing. Further investigation and design would need to be undertaken to determine the full extent of damage and then determine a final cost. In order to repair the pathway back to a like standard, the majority of works required are to the breakwater itself to provide a suitable base on which to provide a pathway. The breakwater is not Council's asset and the Department of Transport has provided advice it has no intention to improve or fund any breakwater works. Further, any reinstatement works are not likely to prevent issues in the future with high wave action and storm surges likely in the future.

It is important to note that if Council chooses either option 2 or 3, the associated costs incurred by Council will be on infrastructure that the Department of Transport may determine other uses for, or choose to remove, and so decline an extension of the current lease (which expires 23 October 2020).

The Department of Transport wrote to the City on the 26 November 2015 advising that “it is not appropriate that crushed materials remain on site. The City of Karratha is required to remove the concrete footpath and all associated infrastructure and signage, including any crushed concrete from the causeway and bund wall with the minimal removal of parent rock” and further “Once these actions have been completed to the satisfaction of the Department the lease between the Department and the City of Karratha can be amended to reflect the changes.”

In response to the above requirement from the DoT a methodology to remove the concrete has been devised which involves crushing the old footpath with a mini excavator equipped with a rock breaker and then removing the material by carting back along the breakwater in small batches.

The immediate issue with this process is that it will be tediously slow and it is believed that the whole process will take approximately 30 work days at a cost of approximately \$100,000-\$120,000.

A 4th option is available and that is to simply repair sections of the path as they fail. This process will require reconstruction of the breakwater in impacted areas and laying of a concrete to stabilise a walkway. This option may cost \$10k - \$20k in the first instance. The issue with this approach is that it is highly likely that further sections of the walk way will be undermined at a point in time and hence it is unclear the extent of repairs that Council may be subject to if it adopts this strategy.

Consideration has also been given to the use of community groups and other volunteer labour to assist in the maintenance of this facility. Due to the machinery required to remove the damaged walkway and to supply and reinstate the breakwater the risks were seen as too high to contemplate this option and specialist contractors are proposed to be used.

LEVEL OF SIGNIFICANCE

In accordance with Council Policy CE-8 Significant Decision Making Policy, this matter is considered to be of moderate significance in terms of economic issues as the potential budget is estimated at 5% or more of the total rates of the City.

COUNCILLOR/OFFICER CONSULTATION

Consultation has taken place between Council Officers, Department of Transport Officers and an engineering consultant. Issues have been previously communicated to Council as a contentious issue item and has been presented to Council at the September 2014 ordinary Council meeting.

COMMUNITY CONSULTATION

City Officers previously located signage advising “Warning damaged footpath ahead proceed with caution” however since further deterioration, the walk way is completely closed to the public.

Until the complete closure of the footpath community feedback obtained through the Point Samson Community Association (PSCA) indicates the community were still using the pathway despite signage advising of the damage. On that basis, it can be concluded that the pathway was still an important piece of infrastructure to the community.

The President of the PSCA has been contacted and provided a copy of the Departments Letter which he advises will be tabled at the next PSCA meeting to be held the 3rd of December 2015.

STATUTORY IMPLICATIONS

There are no statutory requirement for the City to continue to provide this pathway.

POLICY IMPLICATIONS

Significant Decision Making Policy CE-8 and Risk Management Policy CG01 are applicable.

FINANCIAL IMPLICATIONS

Depending on Council's determination allocations may need to be considered in the 2015/16 and/or 2016/17 Budget. At present Council has not allocated funds for any major works on the facility.

Based on the options provided to Council, the anticipated costs are as follows:

Option 1 - Hand back the breakwater/causeway to the Department of Transport - \$100,000 to \$120,000.

Option 2- Reinstate and formalise walkway to Australian Standards and upgrade the breakwater/causeway – >\$1m

Option 3 - Reinstate the full walkway to a suitable like standard - >\$500k.

Option 4 – Reinstate a damaged section of walkway and breakwater - \$10k - \$20k initially and potentially each time depending on extent of damage.

STRATEGIC IMPLICATIONS

This item is relevant to the Council's approved Strategic Community Plan 2012-2022 and Corporate Business Plan 2012-2016. In particular the Operational Plan 2015-2016 provided for this activity:

Our Program:	1.a.2.4	Maintain City infrastructure necessary to meet the community needs.
Our Services:	1.a.2.4.5	Maintain and renew road and footpath/cycleways infrastructure.

RISK MANAGEMENT CONSIDERATIONS

Previous risk management has been discussed in the risk assessment report previously tabled to Council. In summary, the report recommended to control the current level of risk by erecting barriers, warning signs and monitoring. This was considered an effective but temporary measure to control the risk pending Council's determination.

Since these actions were undertaken, the pathway collapsed at one location and has deteriorated in several others and as a result Officer's contacted Council's insurer for advice, with the response being:

"Given the condition of the footpath appears to have deteriorated significantly since the GHD report of June 2014, we would suggest the footpath should be closed from public access until appropriate repairs have been effected. Closure should be in the form of barriers to restrict access along with signage indicating no entry, and warning that the footpath is unstable and may collapse. The City should also be able to demonstrate regular documented inspection to ensure the closure remains in place. Existing signage should be removed so as not to create any confusion regarding closure."

IMPACT ON CAPACITY

There is currently no capacity to include this work in the current works program and will require outsourcings to contracting companies.

RELEVANT PRECEDENTS

In September 2014 Council were presented with a risk assessment in relation to the John's Creek breakwater and resolved in part, to install warning signs and implement a fortnightly inspection program.

VOTING REQUIREMENTS

Absolute Majority.

OPTIONS:Option 1

As per Officer's recommendation.

Option 2

That Council by ABSOLUTE Majority pursuant to Section 3.18 of the *Local Government Act 1995* RESOLVES to REINSTATE and formalise the walkway to Australian Standards, upgrade the John's Creek breakwater/causeway, and include funds within the 2015/16 and/or 2016/17 Budget.

Option 3

That Council by ABSOLUTE Majority pursuant to Section 3.18 of the *Local Government Act 1995* RESOLVES to REINSTATE the full walkway at John's Creek breakwater/causeway to a suitable like standard and include funds within the 2015/16 and/or 2016/17 Budget.

Option 4

That Council by ABSOLUTE Majority pursuant to Section 3.18 of the *Local Government Act 1995* RESOLVES to REINSTATE the sections of damaged walkway only at John's Creek breakwater to a suitable like standard and instigate a regime of inspections to monitor for further damage to the walkway. In doing so Council will need to consider an allocation of further funds as works are required in the 2015/16 Budget.

CONCLUSION

As indicated by the Department of Transport, there is no certainty regarding the continuation of access to the breakwater/causeway beyond the City of Karratha's lease which expires in October 2020. The cost to carry out any repair like for like or upgrades the pathway is likely to be far greater than the initial cost estimate of \$533,250.

Having regard for the options presented, Council Officers recommend that Council consider the removal of the pathways associated concrete and infrastructure and once completed to the satisfaction of the Department of Transport that Council Officers negotiate the removal of the walkway from the lease.

Council Officers are cognisant however that the walkway is a community asset and provides ease of access to the community for fishing and recreational purposes. As a result any decision to remove the walkway may be contentious with the local and broader community who currently frequent the facility.

OFFICER’S RECOMMENDATION

That Council by **ABSOLUTE Majority** pursuant to Section 3.18 of the *Local Government Act 1995* **RESOLVES** to:

1. **DEMOLISH** the walkway located on the John’s Creek breakwater/causeway, and removing the crushed concrete materials from site;
2. **REMOVE** all signage, table and seating infrastructure at the end of the Walkway;
3. **EXCISE** the provision of the walkway from the current lease between the Department of Transport and City of Karratha; and
4. **ALLOCATE** a sum of \$120,000 to fund these works either as a consequence of any surplus funds that may become available during the March budget review or through the 2016/2017 budget process.

COUNCIL AMENDED RESOLUTION

Res No : 153334
 MOVED : Cr Bailey
 SECONDED : Cr Harris

That Council by **ABSOLUTE Majority** pursuant to Section 3.18 of the *Local Government Act 1995* **RESOLVES** to **REINSTATE** the sections of damaged walkway only at John’s Creek breakwater to a suitable like standard and instigate a regime of inspections to monitor for further damage to the walkway. In doing so Council will need to consider an allocation of further funds as works are required in the 2015/16 Budget.

CARRIED

FOR : Cr Long, Cr Lally, Cr Bailey, Cr Bertling, Cr Cucel, Cr Harris, Cr Parsons, Cr Scott, Cr Smeathers, Cr Vandenberg, Cr White-Hartig
 AGAINST : Nil
 REASON : Council modified the Officer’s recommendation as the walkway is considered a good community asset providing ease of access for fishing and recreational purposes.

12.3 KARRATHA ARTS AND COMMUNITY PRECINCT KITCHEN DESIGN

File No:	CP.509; CP.511
Responsible Executive Officer:	Director Strategic Projects & Infrastructure
Reporting Author:	Project Manager
Date of Report:	8 December 2015
Applicant/Proponent:	Nil
Disclosure of Interest:	Nil
Attachment(s)	1. Catering Kitchen Location Option A 2. Catering Kitchen Location Option B 3. Catering Kitchen Location Option C 4. Menu Options and Equipment Required

PURPOSE

For Council to consider the inclusion of a catering kitchen in the design of the Karratha Arts and Community Precinct (KACP).

BACKGROUND

At its Ordinary Council Meeting on 20 July 2015, Council Resolved, in part to:

1. ENDORSE the Schematic Design as recommended by the Project Advisory Group for the Karratha Arts and Community Precinct Project.

At that time, the Arts and Community Precinct Advisory Group (PAG) made the following recommendation in relation to the Kiosk/Kitchen:

- No changes to the kiosk to accommodate future expansion for commercial operation to coincide with the proposed management philosophy of the kiosk.

The PAG recommendation was based on the following:

There are 2 kiosk locations included within the schematic design, one on the ground floor and one on the first floor. The size and design of the kiosks are based on the proposed management philosophy that the provision of refreshments from the facility will be pre-packaged food and beverages. Any catering for events and functions will be prepared external of the facility and brought in as required. The PAG were asked to consider whether the kiosk design should include provision for future changes to management philosophy which may include the preparation of food on the site. This would require a larger area and additional equipment installation.

At that time the PAG agreed with the proposed management philosophy of the kiosk and subsequently recommended no change to the kiosk design to accommodate future changes.

Project Status

The architect and design team has progressed the detailed design of the KACP which is nearing completion. Documentation for a construction tender has commenced and is scheduled to be completed in early January 2016.

LEVEL OF SIGNIFICANCE

In accordance with Council Policy CE-8 Significant Decision Making Policy, this matter is considered to be of high significance in terms of future social wellbeing, development of the arts in the region and general wellbeing of the City of Karratha residents. It is also significant in regards to the financial investment required to establish, progress and complete this project.

COUNCILLOR/OFFICER CONSULTATION

Council resolved to establish an Arts and Community Precinct Advisory Group (PAG) at its meeting on 28 October 2013, to discuss and inform the strategic direction for the KACP throughout its development. This PAG has six (6) nominated Councillors as representatives. The PAG met on 24 November 2015 to discuss this particular item, amongst other detailed design issues and requested design options be developed for Council's consideration.

COMMUNITY CONSULTATION

The PAG includes five (5) community representatives, four of which were also present for the meeting held on 24 November 2015 (as above).

At this PAG meeting, the design of the kiosk areas was challenged, particularly the ability for external caterers to cater for functions and events. It was noted that the limited preparation space and the exclusion of heating facilities in the current design would limit the menu options, patron number and function types that could be catered for in the facility. Examination of design options to provide for external caterers was requested for consideration.

The Architect team has developed a number of options that provide for greater amenity for external caterers. The following assumptions have been made in the development of the alternative designs:

- Designs are to be within the existing building footprint to minimise cost implications and major design changes being required.
- The existing ground floor box/office/kiosk space cannot be expanded without a major redesign of the library and administration spaces.
- In conjunction with the appointed kitchen designer, the architect confirmed that the space required would be a maximum of 50 – 60m².
- The catering kitchen is to enable catering for up to 300 people in a stand up cocktail configuration.

Options

The Architect has provided three (3) options to locate the catering kitchen for consideration, these include:

Option A – Ground Floor. A reconfiguration of existing theatre back of house facilities including the green room and rehearsal rooms to locate a kitchen space within practical access to the theatre auditorium, foyer space and to existing elevator to rooftop terrace space. This option is as depicted in Attachment 1.

Option B – First Floor. Provides for an expansion of the existing first floor kiosk/box office facilities into the adjacent store room. This provides direct access to the principal function space of the rooftop terrace. Option B is Attachment 2.

Option C – Provides for a kitchen space on the first floor above the existing dressing rooms, providing use of space currently identified as a void without compromising any other facility design elements. Option C is Attachment 3.

Menu Type

The menu type to be supplied dictates the type of kitchen equipment required and the level of additional services infrastructure required, including structural, mechanical, hydraulic and electrical changes. Three menu types have been considered and are summarised below. The detail menu and equipment required to accommodate is Attachment 4.

Menu 1 – Cold food only. No cooking or heating on site. Minimum preparation on site required.

Menu 2 – Cold food with the addition of some cooking on site (deep fried food), food warming facilities and preparation space. Will require inclusion of exhaust canopy, electrical upgrade and hydraulic services.

Menu 3 – In addition to Menu option 2, function style plated up food can be prepared on site. Will require inclusion of exhaust canopy, electrical upgrade and hydraulic services.

It has been identified by the service consultants that the equipment required to accommodate Menu types 2 and 3 are likely to result in an electrical transformer upgrade to the site being required.

Time Implications

A change to the facility design at this stage of the project will result in a delay to the project timeline. The Architect has provided an indicative increase in time for the following options:

OPTION	INDICATIVE TIME INCREASE
Option A	12 weeks
Option B	6 weeks
Option C	6 weeks

Management Implications

The design and management philosophy of the Karratha Arts and Community Precinct aims to achieve and meet a wide range community needs within the City of Karratha and the North West region of WA. In doing so the facility is designed to be accommodating and flexible in functionality for a number of user groups and the general community. With this in mind Officers reiterate that while the facility is designed at a high standard there will be aspects of the facility that may not meet all potential users high expectations.

Operational and Management matters identified that may be impacted on the inclusion of a catering style facility as per the Officer’s recommendation include:

Pros

1. Addition of catering facility enables wider range of events / functions to be more easily accommodated within the roof top terrace;
2. Likely number of “hirers” of the roof top terrace will increase given the installation of the catering facility;
3. Greater on site catering capacity for events / functions at the roof top terrace;
4. Greater flexibility for use of space within Arts and Community Precinct.

Cons

1. Loss of storage – additional staff time required for set up / pack down;
2. Functions held simultaneously in theatre and roof top terrace are most likely to result in the upstairs kiosk not being available to cinema / theatre goers. Alternative solutions are likely to be the use of mobile bars / servery’s to be used in upstairs foyer area;
3. Increase operational costs for the facility to maintain more equipment hence an increase lifecycle costing for the facility.

Other management considerations as a consequence of considering the provision of a kitchen facility include;

1. Catering facility will not be leased, but only available for hire purposes;
2. Assumption is that the roof top terrace is acknowledged to be the most appropriate function space;
3. Should the theatre space be required for large “sit down” catering purposes a mobile catering service would still be required;
4. Council may need to review fees and charges for the roof top terrace.

Additional cost estimates associated for the inclusion of the catering style facility are currently being developed by the architect however preliminary estimates have been developed and included in the Financial Implications section of this report.

STATUTORY IMPLICATIONS

Council are contractually obligated to proceed the project to the completion of the second STOP/GO point which is the completion of the documentation for tender/pre tender estimate.

POLICY IMPLICATIONS

There are no policy implications.

FINANCIAL IMPLICATIONS

In addition to the \$1.9M allocated for facility design, Council has allocated \$54.1M to the project in its LTFP across 4 financial years which is proposed to be offset by \$28M in external funding.

The current forecast project costs for the project based on the Detailed Drawings is \$56M.

The items discussed in this report for consideration do have budget implications. An estimate for each of the options has been developed by the Quantity Surveyor and includes an indicative amount for design changes, equipment required, consultant cost increases and a loading factor.

OPTION	MENU TYPE	ESTIMATED COST
Option A	Menu 1	+ \$452,500
	Menu 2	+ \$572,300
	Menu 3	+ \$661,350
Option B	Menu 1	+ \$198,400
	Menu 2	+ \$322,400
	Menu 3	+ \$408,100
Option C	Menu 1	+ \$874,900
	Menu 2	+ \$998,750
	Menu 3	+ \$1,084,400
Electrical Upgrade (menu 2 + 3 likely)		\$495,000

Pending the option selected, there will be varying impacts on the project budget. The pretender estimate will be presented to Council when requested to proceed to tender to construct.

STRATEGIC IMPLICATIONS

This item is relevant to the Council's approved Strategic Community Plan 2012-2022 and Corporate Business Plan 2012-2016. In particular the Operational Plan 2015-2016 provided for this activity:

Our Program:	1.a.2.6	Operate Community Facilities
Our Services:	1.a.2.6.6	Plan new facilities and upgrade new facilities
Our Program:	1.a.2.7	Deliver projects of strategic importance to the City
Our Services:	1.a.2.7.2	Provide project management resources

RISK MANAGEMENT CONSIDERATIONS

If Council choose not to support the Officer's recommendation, there is a risk that the number and level of catering for functions in the facility may be limited.

The Architect, Theatre Consultant and Kitchen Designer have all been consulted in the development of options. Each specialist has a perspective on the options presented which have been used to consider the advantages and disadvantages of each. Whilst all agree that the provision of a kitchen facility is an advantage to the functionality of the facility, Council need be mindful of the implications as outlined in this report on time, cost, functionality and use of the building.

IMPACT ON CAPACITY

There is no impact on capacity or resourcing to carry out the Officer's recommendation.

RELEVANT PRECEDENTS

Council has previously requested amendments to facility designs during the design stages.

VOTING REQUIREMENTS

Simple Majority.

OPTIONS:Option 1

As per Officer's recommendation.

Option 2

That Council by SIMPLE Majority pursuant to Section 3.18 of the *Local Government Act 1995* RESOLVES to NOT SUPPORT the Officer's recommendation and proposes an alternative catering kitchen and menu option, NOTING the cost and time implications as outlined in this report.

Option 3

That Council by SIMPLE Majority pursuant to Section 3.18 of the *Local Government Act 1995* RESOLVES to NOT SUPPORT the Officer's recommendation and continue the detailed design and documentation of the current design.

CONCLUSION

At its July 2015 Council Meeting, Council endorsed the schematic design for the KACP Project with specific design elements as recommended by the PAG.

This report sets out a series of options for the inclusion of a catering kitchen within the facility to accommodate external caterers through the provision of some preparation and cooking facilities on site.

Having regard for all of the implications of proposing a change to the design at this stage, Officers recommend that Option B represents a sound recommendation should Council require a kitchen facility to be supplied.

OFFICER'S RECOMMENDATION / COUNCIL RESOLUTION

Res No : **153335**
MOVED : **Cr Vandenberg**
SECONDED : **Cr Parsons**

That Council by SIMPLE Majority pursuant to Section 3.18 of the *Local Government Act 1995* RESOLVES to:

- 1. ENDORSE a change in the scope of works for the Karratha Arts and Community Precinct to include a catering kitchen in the design;**
- 2. AGREE to the inclusion of Option B, which includes an extension of the existing kiosk/box office on the first floor to accommodate Menu Type 2 (both as attached);**
- 3. NOTE the estimated time implication of an additional 6 weeks to the project timeline;**
- 4. NOTE the estimated cost implications of \$325K and additional cost of an electrical upgrade; and**
- 5. NOTE that the final design and a further cost estimate will be provided to Council following completion of the documentation stage.**

CARRIED 10-1

FOR : Cr Long, Cr Lally, Cr Bertling, Cr Cucel, Cr Harris, Cr Parsons, Cr Scott,
Cr Smeathers, Cr Vandenberg, Cr White-Hartig
AGAINST : Cr Bailey

At 8.04 pm Cr Lally left the Chambers.

At 8.05 pm Cr Lally re-entered the Chambers.

13 ITEMS FOR INFORMATION ONLY

Responsible Officer: Chief Executive Officer

Reporting Author: Minute Secretary

Disclosure of Interest: Nil

PURPOSE

To advise Council of the information items for December 2015.

VOTING REQUIREMENTS

Simple Majority.

OFFICER’S RECOMMENDATION / COUNCIL RESOLUTION

Res No : 153336
MOVED : Cr Smeathers
SECONDED : Cr Harris

That Council note the following information items:

- 13.1 Register of Documents Stamped with the City’s Common Seal
- 13.2 Non-Statutory Donations
- 13.3 Concessions on Fees
- 13.4 Record of Tenders Awarded by the CEO under Delegation
- 13.5 Building Statistics
- 13.6 Planning Decisions Issued
- 13.7 Environmental Health Statistics
- 13.8 Ranger Statistics
- 13.9 Economic Development update
- 13.10 Waste Services Data
- 13.11 Community Services update

CARRIED

FOR : Cr Long, Cr Lally, Cr Bailey, Cr Bertling, Cr Cucel, Cr Harris, Cr Parsons, Cr Scott, Cr Smeathers, Cr Vandenberg, Cr White-Hartig
AGAINST : Nil

**13.1 REGISTER OF DOCUMENTS STAMPED WITH THE CITY OF KARRATHA
COMMON SEAL****Responsible Officer: Chief Executive Officer****Reporting Author: EA to CEO & Mayor****Disclosure of Interest: Nil**

PURPOSE

To advise Council of documents, as listed below, that have been stamped with the Common Seal of the City of Karratha since the last Council Meeting.

DATE	DOCUMENT
06/11/2015	Development Plan – lot 522 on Plan 74182, and Lot 521 Madigan Road, Gap Ridge

13.2 NON STATUTORY DONATIONS FOR PERIOD ENDING 30 NOVEMBER 2015

File No: DEC15
Responsible Officer: Director Corporate Services
Author Name: Assistant Management Accountant
Date of Report: 23 November 2015
Disclosure of Interest: Nil

To provide Council with a summary of Non Statutory Donations made during the specified period. The original budget amounts for 2015/16 were adopted in Council Res No. 153229 Municipal Fund Budget 2015/16. These allocations were amended in the first quarter budget review adopted in November via Council Res No. 153292.

City of Karratha	Original Budget	Current Budget	Actual YTD	Remaining
Non Statutory Donations	\$	\$	\$	\$
For the Period Ending 30 November 2015				
Contribution - Dampier Community Assoc	\$ 100,000	\$ 100,000	\$ 4,826	\$ 95,174
2012/13 BFWD		\$ 91,967	\$ 3,394	\$ 88,573
Contribution - Pt Samson Community Assoc	\$ 100,000	\$ 100,000	\$ -	\$ 100,000
2014/15 BFWD		\$ 70,166		\$ 70,166
2013/14 BFWD		\$ 100,000		\$ 100,000
Contribution - Roebourne Advisory Group	\$ 100,000	\$ 100,000	\$ 35,258	\$ 64,742
2014/15 BFWD		\$ 58,500		\$ 58,500
2013/14 BFWD		\$ 17,319		\$ 17,319
2012/13 BFWD		\$ 11,251	\$ 10,155	\$ 1,096
Contribution - Wickham Community Assoc	\$ 100,000	\$ 100,000	\$ 62,500	\$ 37,500
2014/15 BFWD		\$ 72,500	\$ 10,000	\$ 62,500
2013/14 BFWD		\$ 10,000	\$ 10,000	\$ -
Contribution - Karratha Community Assoc	\$ 100,000	\$ 100,000	\$ -	\$ 100,000
Ex Gratia Contribution - Dampier Community Assoc	\$ 100,000	\$ 100,000	\$ -	\$ 100,000
2014/15 BFWD		\$ 100,000	\$ 22,765	\$ 77,235
2013/14 BFWD		\$ 90,000		\$ 90,000
Ex Gratia Contribution - Wickham Community Assoc	\$ 102,500	\$ 102,500	\$ -	\$ 102,500
2014/15 BFWD		\$ 16,537		\$ 16,537
2013/14 BFWD		\$ 38,823		\$ 38,823
Ex Gratia Contribution - Roebourne Advisory Group	\$ 51,250	\$ 51,250	\$ -	\$ 51,250
2014/15 BFWD		\$ 101,500		\$ 101,500
Ex Gratia Contribution - Pt Samson Community Assoc	\$ 51,250	\$ 51,250	\$ -	\$ 51,250
2014/15 BFWD		\$ 101,500		\$ 101,500
2013/14 BFWD		\$ 125,000		\$ 125,000

City of Karratha	<u>Original Budget</u>	<u>Current Budget</u>	<u>Actual YTD</u>	<u>Remaining</u>
Non Statutory Donations	\$	\$	\$	\$
For the Period Ending 30 November 2015				
School Awards	\$ 1,425	\$ 1,425	\$ 1,425	\$ -
Walkington Awards	\$ 5,500	\$ 5,500	\$ 5,036	\$ 464
Local Information Network Karratha (Link)	\$ 28,800	\$ 28,800	\$ -	\$ 28,800
Sundry Donations To Community Groups	\$ 74,694	\$ -	\$ -	\$ -
Fee Waiver	\$ 20,000	\$ 20,000	\$ 10,841	\$ 9,159
St Johns Ambulance (Wickham & Roebourne)	\$ 12,000	\$ 12,000	\$ 2,388	\$ 9,612
Karratha Amateur Swimming Club	\$ 18,906	\$ 18,906	\$ 4,727	\$ 14,180
Big Hart Incorporated	\$ 30,000	\$ 30,000	\$ 8,250	\$ 21,750
Millars Well Primary School P&C	\$ 18,000	\$ 18,000	\$ -	\$ 18,000
Wa Police & Citizens Youth Club (Roebourne)	\$ 30,000	\$ 30,000	\$ -	\$ 30,000
West Pilbara Junior Football Association	\$ 5,600	\$ 5,600	\$ -	\$ 5,600
Karratha Scouts Group	\$ 26,000	\$ 26,000	\$ -	\$ 26,000
Vinnies Karratha	\$ 6,000	\$ 6,000	\$ -	\$ 6,000
	\$ 1,081,925	\$ 2,137,294	\$ 191,564	\$ 1,945,730

CONCLUSION

In accordance with Council Policy CS19 – Annual Community Association Grant Schemes, unspent ex-gratia and Community Association Development Scheme (ACAD) funding will be transferred to the Community Development Reserve. The funds will be held in Reserve for a period of not more than 2 years following the year of allocation. At this time unspent funding is incorporated into the City of Karratha Annual Community Grant for the purposes of being distributed in accordance with Council Policy CS6 – Community Grants & Contributions Scheme.

13.3 CONCESSIONS ON FEES FOR COUNCIL FACILITIES 2015/16 FINANCIAL YEAR

File No: CR.38
Responsible Executive Officer: Director Community Services
Reporting Author: Director Community Services
Date of Report: 30 November 2015
Disclosure of Interest: Nil

PURPOSE

To provide Council with a summary of all concessions on fees for Council's facilities and services under Section 11 of the Delegations and Authorisations Register for the 2015/16 Financial Year.

Name	Reason	Amount (exc GST)
Jaidens Journey	Fee waiver for Jaiden's Journey Fundraising Trivia Quiz Night at KLP 28 November	\$381.82
Raiders Boxing Club	Fee waiver for KLP booking fee – Amateur Fight Night Event	\$545.46
Heart Foundation	Fee waiver for Millars Well Pavilion from 17/11-29/12/15 to assist with Pilbara Aboriginal Heart Health Program Start up	\$579.55
Tambrey Primary School	Fee waiver for The Youth Shed for Tambrey primary School Year 6 graduation on 3/12/15	\$130.91

13.4 RECORD OF TENDERS AWARDED BY THE CHIEF EXECUTIVE OFFICER UNDER DELEGATION

File No: CM.112
Responsible Executive Officer: Director Corporate Services
Reporting Author: DAO Corporate Services
Date of Report: 1 December 2015
Disclosure of Interest: Nil
Attachment(s) Nil

PURPOSE

To advise Councillors of Tenders that have been awarded by the Chief Executive Officer since the last Ordinary Council Meeting.

BACKGROUND

Under Delegation 13 ‘Awarding Tenders’, the Chief Executive Officer is able to award a Tender where the consideration does not exceed \$300,000.00 (excluding GST) and there is an approved budget.

Alternatively, under section 5.42 of the *Local Government Act 1995*, the Council may specifically delegate to the CEO the authority to award a particular tender up to a specific value limit.

Policy CE-13 ‘Tender Evaluation Criteria’ requires that on each occasion where the CEO awards a tender under delegated authority (as described in the two instances above) a report is to be provided to Council at the next ordinary Council meeting that provides the information as detailed below:

Tender No:	RFT 03-15/16	Original Project Budget:	\$1,655,000
Tender Title:	Karratha Golf Course Reticulation Upgrade		
State-wide Advertising Commenced:	16/09/2015	Tender Closing Date/ Time:	7/10/2015 at 2pm
Scope of Works:	The supply and installation of a reticulation system to irrigate the existing and the proposed upgrade of the 18-hole Karratha Golf Course layout.		
Selection Criteria:	Relevant Experience	20%	
	Capacity to Deliver	20%	
	Demonstrated Understanding	10%	
	Price	60%	
Submissions Received:	Total Eden Watering Systems Environmental Industries Cobey		
Tender Awarded to:	Total Eden Watering Systems		
Contract Value:	\$1,098,652	Date of Award:	10/11/2015
Contract Term:	6 Months	Contract Options:	N/A
Council resolved (Resolution No. 153225) at its Ordinary Council Meeting on 17/08/2015 to delegate authority to the Chief Executive Officer to award this tender for the Upgrade of the Karratha Golf Course which has resulted in an award of contract to Total Eden Watering Systems at the value of \$1,098,652.			

13.5 MONTHLY BUILDING STATISTICS

File No: GR.27
Responsible Executive Officer: Director Development Services
Reporting Author: Manager Regulatory Services
Date of Report: 29 November 2015
Disclosure of Interest: Nil
Attachment(s) Nil

PURPOSE

To provide Council with the Building Statistics for the period specified.

Building Statistics 2015													
CATEGORY	JAN	FEB	MAR	APR	MAY	JUN	JUL	AUG	SEP	OCT	NOV	DEC	YTD
Building Permits													
Dwellings	0	0	4	0	0	5	5	0	0	0	0	0	14
Alterations and Additions	1	1	1	0	13	3	2	2	0	2	2	0	27
Swimming Pools and Spas	3	5	8	1	7	0	0	2	1	5	1	0	33
Outbuildings (inc signs and shade)	19	17	26	24	8	23	15	14	17	19	32	0	214
Group Development	0	0	0	0	0	0	0	0	0	0	0	0	0
Number sole occpcy units/grp development	0	0	0	0	0	0	0	0	0	0	0	0	0
Commercial	4	7	8	1	2	1	2	1	0	0	0	0	26
Monthly total	27	30	47	26	30	32	24	19	18	26	35	0	314
Building Approval Certificates & Demolition Certificates													
Demolition Permits	0	6	4	2	1	5	7	1	0	0	0	4	30
BAC's	0	1	3	2	0	0	0	0	1	1	0	0	8
BAC Strata	0	0	0	0	0	0	0	0	0	0	0	0	0
Monthly Total	0	7	7	4	1	5	7	1	1	1	4	0	38
Occupancy Permits													
Occupancy Permits	5	8	3	9	3	1	3	3	0	1	1	0	37
OP Strata	0	0	0	0	0	0	1	0	0	0	0	0	1
OP Unauthorised	0	0	0	0	0	0	0	4	2	0	0	0	0
Monthly total	5	8	3	9	3	1	4	7	2	1	1	0	44
Total \$'000 Construction Value	40,909	32,572	7,151	589	1,668	6,282	6,117	5,913	286	444	4,460	0	106,391
Applications Processed for Other Councils													YTD
Shire Of Ashbutron	12	13	8	11	9	21	16	25	16	18	5	0	154
Shire of Wyndham (East Kimberley)	N/A	N/A	5	5	1	1	1	2	0	1	0	0	16
Port Hedland	0	0	0	0	0	0	0	1	2	0	0	0	0
Monthly Totals	12	13	13	16	10	22	17	27	16	19	5	0	170
Building Statistics 2014													
CATEGORY	JAN	FEB	MAR	APR	MAY	JUN	JUL	AUG	SEP	OCT	NOV	DEC	YTD
Building Permits													
Dwellings	24	4	17	2	4	0	3	2	2	0	1	1	60
Alterations and Additions	0	3	3	1	1	2	1	0	3	1	2	2	19
Swimming Pools and Spas	7	5	3	4	4	2	4	2	3	7	7	7	55
Outbuildings (inc signs and shade)	18	21	31	34	26	25	24	21	28	12	17	30	287
Group Development	0	0	5	0	0	0	0	1	1	1	1	0	9
Number sole occpcy units/grp development	0	0	0	0	0	0	0	0	0	0	0	0	0
Commercial	2	4	2	2	0	6	2	8	4	3	6	6	45
Monthly total	51	37	61	43	35	35	34	34	41	24	34	46	475
Building Approval Certificates & Demolition Certificates													
Demolition Permits	5	4	1	0	2	0	1	1	2	0	1	1	18
Dwellings	0	0	0	0	0	0	0	0	1	0	1	0	2
Alterations and Additions	0	0	0	0	0	0	1	0	0	0	0	0	1
Swimming Pools and Spas	0	0	1	0	0	0	0	0	0	0	0	1	2
Outbuildings	8	2	2	2	2	6	0	3	4	3	0	1	33
Group Development	0	0	0	0	0	0	0	0	0	0	1	0	1
Number sole occpcy units/grp development	0	0	0	0	0	0	0	0	0	0	0	0	0
Commercial	0	0	0	0	0	0	1	0	0	0	0	0	0
Occupancy Permit	0	0	0	4	2	4	5	2	8	5	1	1	32
Monthly total	13	6	4	6	6	10	8	6	15	8	4	4	90
Total \$'000 Construction Value	16,691	14,909	25,481	2,706	4,989	35,351	56,436	25,345	16,301	1,906	8,770	1,431	210,316

13.6 PLANNING DECISIONS ISSUED 01 NOVEMBER TO 29 NOVEMBER 2015

File No: TA/1/1
Responsible Officer: Director Development Services
Author Name: Planning Administration Officer
Disclosure of Interest: Nil

PURPOSE

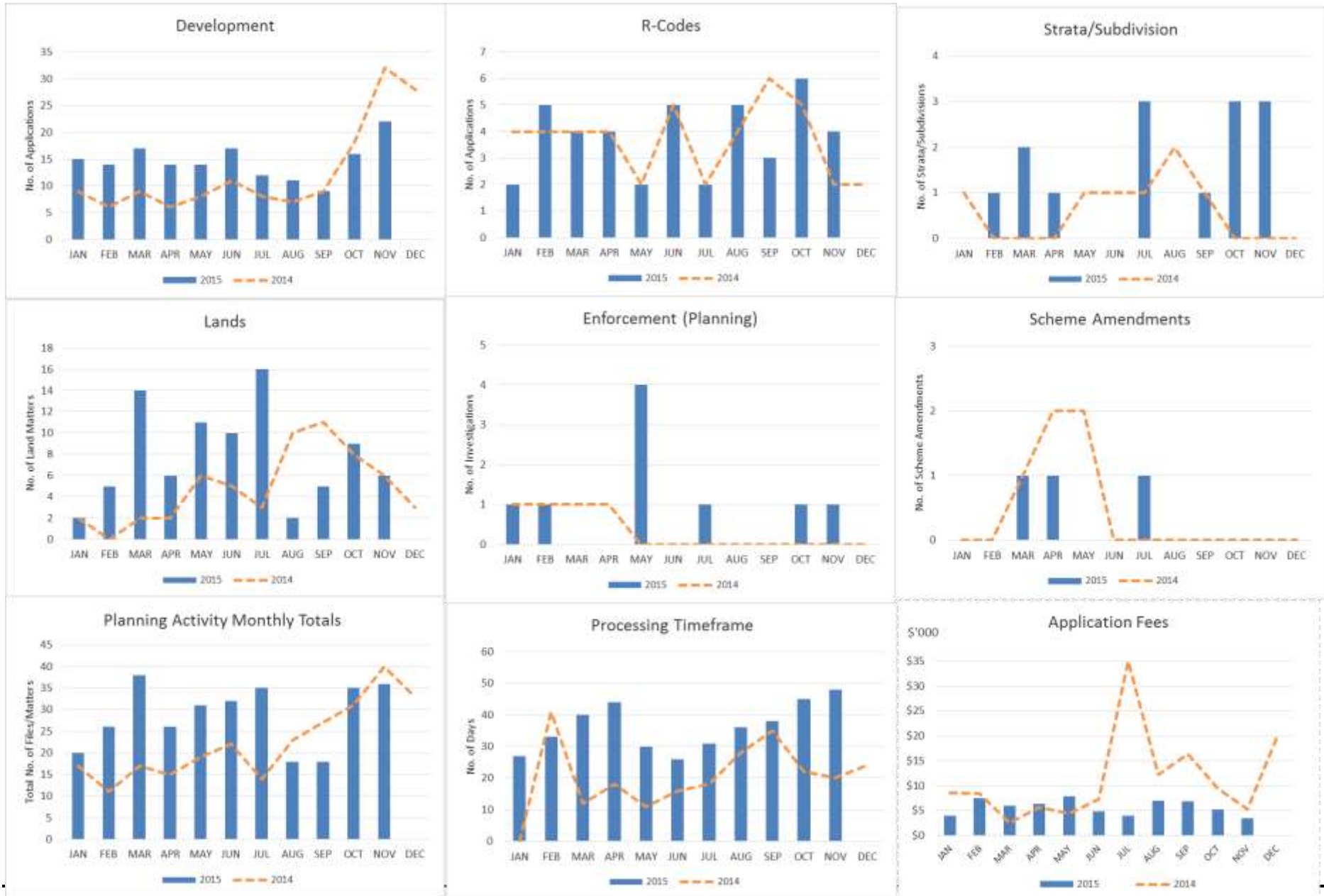
To advise Council of the following planning decisions issued for the above period.

STATUS OF CURRENT PLANNING DECISIONS ISSUED

APP	DECISION	OWNER	APPLICANT	ADDRESS	APP TYPE	DEVELOPMENT
DA15071	APPROVED AMMENDMENT	SWIRE OILFIELD SERVICES	SPH ARCHITECTURE	LOT 102 EXPLORATION DRIVE GAP RIDGE	DEV	OFFICE AND STORAGE BUILDING
DA15122	APPROVED DELEGATE	PEARLPALM PTY LTD	PAUL CONSTANZO	2-4 HALL STREET ROEBOURNE	DEV	LIGHT INDUSTRY WORKSHOP/CARETAKERS STORAGE
DA15143	APPROVED DELEGATE	DONALD NORTH	ISAAC NORTH	13-15 WILSON WAY WICKHAM	DEV	TWA/OFFICE/CARETAKERS ACCOMODATION/STOARGE
DA15150	APPROVED DELEGATE	PAM & GARRY QUINN	DERRYN HUYNH	UNIT 40 5-15 SHARPE AVENUE	DEV	FITNESS STUDIO
DA15167	APPROVED DELEGATE	STATE OF WA	MURUJUGA ABORIGINAL CORP	LOT 302 BATHGATE ROAD	DEV	CAR WASH/LAUNDROMAT AND DOG WASH FACILITY
DA15174	APPROVED DELEGATE	RED CAVIAR	BATTERY WORLD	13 WARAMBIE ROAD	DEV	SHOWROOM
DA15180	APPROVED DELEGATE	MONADELPHOUS	JOHN COLLINGS	LOT 106 EXPLORATION DRIVE GAP RIDGE	DEV	EARTHWORKS FOR HARDSTAND LAYDOWN AREA
DA15186	APPROVED DELEGATE	DONALD NORTH	ISAAC NORTH	178 STUART PEA ROAD WICKHAM	DEV	LAYDOWN/STORAGE
DA15188	APPROVED DELEGATE	CITY OF KARRATHA	DORIC CONSTRUCTION	LOT 557 WELCOME ROAD	DEV	TEMP SITE OFFICE AND STORAGE FACILITY
DA15189	APPROVED DELEGATE	SIVAN KANDIAH & DEBORAH FREIDMANN	HELEN BOSTON	14 MONAGHAN WAY NICKOL	DEV	HOME OCCUPATION - HAIRDRESSING
DA15192	APPROVED DELEGATE	IRENE & JOHN FLAHERTY	JACK FLAHERTY	8 FISHER STREET POINT SAMSON	DEV	OUTBUILDING SEACONTAINER
DA15196	APPROVED DELEGATE	CAROLYN & IAN KENT	IAN KENT	14 VITENBERGS DRIVE POINT SAMSON	DEV	OUTBUILDING SEACONTAINER
DA15197	APPROVED DELEGATE	DELROYAL HOLDINGS	DARREN LITTLE	17 MALUS ROAD NICKOL	DEV	OUTBUILDING SEACONTAINER
DA15198	APPROVED DELEGATE	ROBE RIVER MINING CO	HUDSON BUSCH	31 COOLIBAH WAY WICKHAM	DEV	OUTBUILDING-SEACONTAINER
DA15200	APPROVED DELEGATE	ROBE RIVER MINING CO	DEAN SNEDDEN	15 JACARANDA PLACE WICKHAM	DEV	OUTBUILDING - SEACONTAINER
DA15201	APPROVED DELEGATE	ROBE RIVER MINING CO	DOMINIC CIGROVSKI	12 SALTBUSSH COURT WICKHAM	DEV	OUTBUILDING - SHED
DA15202	APPROVED DELEGATE	HAMERSELY IRON PTY LTD	CLINT HECTOR	3 WEDGETAIL EAGLE AVENUE NICKOL	DEV	HOME OCCUPATION – EDUCATION /DISPLAY OF REPTILES
DA15203	APPROVED DELEGATE	CLARISSE HOLDINGS PTY LTD	BRENDAN SELLEY	30-32 BALMORAL ROAD	DEV	MONITORING WELLS
DA15204	APPROVED DELEGATE	WOODSIDE ENERGY LTD	JASON COX	37 TAMBREY DRIVE NICKOL	DEV	OUTBUILDING - SEACONTAINER
P3280	APPROVED AMMENDMENT	ZIVKO STOJCESKI	ZIVKO STOJCESKI	LOT 40 EXPLORATION DRIVE GAP RIDGE	DEV	WAREHOUSE AND OFFICE
DA15211	APPROVED DELEGATE	KARRATHA CITY SC HOLDINGS	VICINITY CENTRES	16 SHARPE AVENUE	DEV	TAKEAWAY OUTLET
DA15168	APPROVED DELEGATE	JOAN HICKS	JOAN HICKS	8 KUDJUNA WAY ROEBOURNE	DEV	OUTBUILDING SEACONTAINER

PLANNING SERVICES ACTIVITY REPORT

2015	JAN	FEB	MAR	APR	MAY	JUN	JUL	AUG	SEP	OCT	NOV	DEC	YTD
CATEGORIES													
Development	15	14	17	14	14	17	12	11	9	16	22		161
R-Codes	2	5	4	4	2	5	2	5	3	6	4		42
Strata/Subdivision		1	2	1	0	0	3	0	1	3	3		14
Lands	2	5	14	6	11	10	16	2	5	9	6		86
Enforcement	1	1	0	0	4	0	1	0	0	1	1		9
Scheme Amendments	0	0	1	1	0	0	1	0	0	0	0		3
Monthly total	20	26	38	26	31	32	35	18	18	35	36	0	315
Processing Timeframe - Days													
Development Applications	27	33	40	44	30	26	31	36	38	45	48		398
2014	JAN	FEB	MAR	APR	MAY	JUN	JUL	AUG	SEP	OCT	NOV	DEC	YTD
CATEGORIES													
Development	9	6	9	6	8	11	8	7	9	18	32	28	151
R-Codes	4	4	4	4	2	5	2	4	6	5	2	2	44
Strata/Subdivision	1	0	0	0	1	1	1	2	1	0	0	0	7
Lands	2	0	2	2	6	5	3	10	11	8	6	3	58
Enforcement	1	1	1	1	0	0	0	0	0	0	0	0	4
Scheme Amendments	0	0	1	2	2	0	0	0	0	0	0	0	5
Monthly total	17	11	17	15	19	22	14	23	27	31	40	33	269
Processing Timeframe - Days													
Development Applications	0	41	12	18	11	16	18	28	35	22	20	24	245
APPLICATION FEES	JAN	FEB	MAR	APR	MAY	JUN	JUL	AUG	SEP	OCT	NOV	DEC	YTD
2015	\$3,942	\$7,455	\$5,937	\$6,397	\$7,814	\$4,827	\$3,943	\$7,048	\$6,811	\$5,230	\$3,458		\$62,862
2014	\$8,547	\$8,397	\$2,575	\$5,718	\$4,388	\$7,270	\$34,992	\$12,147	\$16,310	\$9,389	\$5,348	\$19,730	\$134,811



13.7 MONTHLY ENVIRONMENTAL HEALTH STATISTICS

File No: LE.288
Responsible Executive Officer: Director Development Services
Reporting Author: Manager Regulatory Services
Date of Report: 30 November 2015
Disclosure of Interest: Nil
Attachment(s) Nil

PURPOSE

To provide Annual Environmental Health Statistics for the Council's information.

Environmental Health Statistics		2015											
CATEGORY	JAN	FEB	MAR	APR	MAY	JUN	JUL	AUG	SEP	OCT	NOV	DEC	YTD
Inspections/reinspections/audits													
Food premises inspection/reinspection	20	17	18	13	16	14	7	6	14	16	41		182
Lodging house inspection	0	0	1	6	2	11	6	1	8	5	0		40
Camping/caravan park inspection	0	0	0	0	0	1	0	0	9	0	0		10
Public building inspection	0	2	4	14	8	9	4	1	13	1	1		57
Swimming pool inspection	2	0	0	0	0	0	0	0	0	4	0		6
Hairdressers inspection	0	2	2	1	3	3	0	2	0	3	0		16
Beauty therapy/skin penetration inspection	0	1	2	1	5	1	0	3	0	4	0		17
Septic tank inspections	0	0	0	0	0	0	0	0	0	0	0		0
Closed premises	3	5	2	4	1	0	2	2	1	1	3		24
Monthly total	25	27	29	39	35	39	19	15	45	34	45	0	352
Health nuisances/complaints investigated													
Air Pollution	0	1	0	0	0	1	1	1	0	0	1		5
Building & Accommodation	2	4	0	2	2	0	5	0	0	3	2		20
Effluent & Water Pollution	0	1	0	0	0	2	3	0	0	0	0		6
Food Safety	0	1	0	0	0	0	1	1	5	1	2		11
Noise Pollution	0	1	1	1	3	0	5	3	2	2	1		19
Nuisance	0	10	2	1	0	0	1	1	1	0	1		17
Pest Control	0	3	0	0	3	2	0	0	1	0	2		11
Refuse & Litter	0	0	1	0	0	0	1	2	0	0	0		4
Skin Penetration	0	3	0	0	0	0	1	1	1	0	0		6
Stallholders & Traders	0	1	0	0	0	0	0	0	0	0	1		2
Other	0	0	0	0	0	0	0	0	0	0	0		0
Monthly total	2	25	4	4	8	5	18	9	10	6	10	0	101
Notifiable infectious diseases													
Ross River Virus (RRV)	6	5	1	0	2	3	2	3	0	1	1		24
Barmah Forest Virus (BHV)	1	0	0	0	0	0	0	0	0	0	1		2
Salmonellosis	3	3	1	3	4	0	2	2	1	0	0		19
Campylobacteriosis	5	4	4	3	1	2	2	1	3	3	4		32
Cryptosporidiosis	2	4	19	4	2	0	0	0	0	0	0		31
Other	1	1	1	0	0	0	1	1	0	0	0		5
Monthly total	18	17	26	10	9	5	7	7	4	4	6	0	113
Other health													
Assess development applications	0	0	0	2	4	9	5	3	8	4	9		44
Assess building applications	0	0	0	0	0	0	0	0	0	1	2		3
Respond to swimming pool positive detections	6	14	17	3	2	1	3	1	0	1	2		50
Healthy dog day	0	1	0	0	1	0	0	1	0	0	0		3
Chicken bleeding	2	2	2	2	2	2	2	2	2	1	1		20
Monthly total	8	17	19	7	9	12	10	7	10	7	14	0	120

Environmental Health Statistics		2014											
2014 - YTD	JAN	FEB	MAR	APR	MAY	JUN	JUL	AUG	SEP	OCT	NOV	DEC	
Inspections/reinspections/audits													
136	11	11	37	14	4	28	17	4	19	14	36		23
41	0	0	1	17	2	8	3	0	3	5	1		0
7	0	0	0	3	1	0	4	0	0	0	0		0
0	0	0	3	27	1	36	6	0	9	1	1		1
28	1	0	0	0	0	0	0	0	0	0	2		18
3	5	0	2	1	0	1	1	0	0	5	1		0
9	3	1	8	0	0	2	0	0	0	3	3		1
0	0	0	1	0	0	0	0	0	0	0	0		0
23	8	1	5	2	0	7	5	1	3	4	5		1
247	28	13	57	64	8	82	36	5	34	32	49	44	
Health nuisances/complaints investigated													
11	0	0	1	0	1	0	0	3	0	0	0		0
26	1	1	5	0	2	1	3	0	0	1	3		1
0	2	3	1	0	0	1	1	0	0	0	1		1
44	0	2	0	0	0	2	2	1	2	6	0		0
37	1	3	0	1	0	5	5	3	0	0	0		0
28	3	7	0	3	0	2	0	1	0	0	1		1
34	2	4	0	0	0	1	0	0	1	2	0		0
10	1	1	0	0	0	1	0	0	0	2	0		0
2	1	1	0	0	0	1	1	0	0	0	0		0
6	0	2	0	0	0	0	0	0	1	0	1		0
66	0	0	0	0	0	0	0	0	0	1	0		0
264	11	24	7	4	3	14	12	8	4	12	6	3	
Notifiable infectious diseases													
4	0	2	13	2	3	4	4	1	4	2	4		1
12	0	0	0	0	0	0	1	0	0	0	0		1
4	2	0	2	3	1	1	4	0	2	0	1		0
1	3	1	3	0	1	0	1	0	1	2	0		1
3	0	0	1	0	0	0	0	0	0	0	0		1
0	0	0	0	0	0	0	0	0	0	0	0		1
24	5	3	19	5	5	5	10	1	7	4	5	5	
Other health													
61	3	9	2	3	1	1	2	3	3	12	7		0
3	0	0	0	0	0	0	0	0	0	8	0		0
9	3	3	8	1	1	0	4	0	5	4	1		2
4	0	1	0	0	1	0	0	1	0	0	1		0
24	2	2	2	3	2	2	2	2	2	2	2		2
101	8	15	12	7	5	3	8	6	10	26	11	4	

13.8 MONTHLY RANGER STATISTICS

File No: LE.245
Responsible Officer: Director Development Services
Author Name: Manager Regulatory Services
Disclosure of Interest: Nil

PURPOSE

To advise Council of Ranger matters / statistics update since the last Council Meeting as follows:

	Central Zone (B/PC/MW/KIE)	West Zone (N/NW/B/BW/GRIE/D)	East Zone (R/W/PS/C)	Total
Activities on City Properties	15	5	1	21
Abandoned vehicles	8	3	19	30
Animal (dogs/other)	36	41	33	110
Cats	12	8	12	32
Camping	0	0	10	10
Cyclone	0	40	22	62
Fire	1	6	10	17
Litter	31	8	26	65
Parking	81	19	13	113
Off Road Vehicles	13	6	9	28
Total Action requests	197	136	155	488

There were three “Three Dog Applications” received during the previous month. These applications are currently being assessed and will be submitted to council next month.

For this month there was 61 calls forwarded from our after-hours call centre. Thirty-nine (39) of those calls required an immediate after hour response.

Some Emergency Management Statistics are also included in this agenda report.

Rangers Statistics 2015													
CATEGORY	JAN	FEB	MAR	APR	MAY	JUN	JUL	AUG	SEP	OCT	NOV	DEC	YTD
Inspections/reinspections/audits													
Activities on City Properties	4	0	3	0	1	2	6	8	8	4	21		57
Abandoned vehicles	13	46	20	11	35	20	38	47	44	44	30		348
Animal (dogs/etc)	97	101	147	113	99	123	86	120	100	84	110		1180
Cats	13	16	35	31	30	22	20	22	28	32	32		281
Camping	28	16	44	41	22	30	48	48	13	12	10		312
Cyclone	2	6	3	1	0	1	0	0	79	112	62		266
Fire	5	6	3	7	11	8	9	4	50	79	17		199
Litter	27	47	135	27	41	18	37	25	43	65	65		530
Parking	79	72	231	95	106	84	142	84	105	121	113		1232
Off Road Vehicles	30	30	40	11	34	0	16	13	17	29	28		248
Monthly total	298	340	661	337	379	308	402	371	487	582	488	0	4653
Infringements Issued													
Bushfire	0	0	4	0	0	1	2	0	1	1	1		10
Activities on City Properties	0	0	0	0	0	0	0	0	0	0	0		0
Animal Environment & Nuisance	0	1	24	1	8	7	0	0	1	0	2		44
Animal (dogs/cats/etc)	6	13	15	34	38	45	20	11	10	7	20		219
Camping	0	0	1	0	0	0	0	2	0	0	0		3
Litter	2	3	4	0	0	1	0	0	2	5	1		18
Parking	9	14	86	19	77	56	65	33	38	49	36		482
Monthly total	17	31	134	54	123	110	87	46	52	62	60	0	776
Infringements													
Infringements Paid							18	5	7	3	20		53
Value of Infringements Paid							2390	800	5254	6516	6780		21740
Infringements withdrawn							5	3	1	3	5		17
Infringements sent to FER							0	0	0	0	0		0
Impounded Dogs													
Central	5	9	6	11	8	12	10	9	7	5	16		98
East	0	14	7	8	21	18	2	3	7	3	13		96
West	15	8	2	8	16	20	8	6	8	7	11		109
Monthly total	20	31	15	27	45	50	20	18	22	15	40	0	303
Released to Owner	10	14	5	18	17	27	15	10	9	8	19		152
Rehomed to SAFE	1	6	2	4	15	5	4	0	5	4	8		54
Euthanised by Ranger	5	8	0	5	0	17	1	3	6	0	0		45
Euthanised by Vet	3	1	0	0	9	0	0	0	0	1	3		17
Monthly total	19	29	7	27	41	49	20	13	20	13	30	0	268
Impounded Cats													
Central	10	2	2	6	12	7	3	4	2	2	6		56
East	2	0	1	5	1	3	0	2	7	2	29		52
West	2	0	3	4	2	3	4	5	4	5	2		34
Monthly total	14	2	6	15	15	13	7	11	13	9	37	0	142
Released to Owner	1	0	0	0	0	0	1	0	3	0	0		5
Rehomed to SAFE	7	2	2	4	0	1	2	5	7	2	4		36
Euthanised by Vet	6	0	2	11	12	5	3	4	3	0	30		76
Euthanised by Ranger	0	0	0	0	0	7	1	2	0	7	1		18
Monthly total	14	2	4	15	12	13	7	11	13	9	35	0	135

Ranger Statistics 2014												
2014 TOTAL	JAN	FEB	MAR	APR	MAY	JUN	JUL	AUG	SEP	OCT	NOV	DEC
Inspections/reinspections/audits												
34	0	0	0	0	2	1	0	0	0	1	7	23
344	25	56	14	26	15	22	35	20	35	57	19	20
950	62	53	50	53	48	73	71	94	110	124	130	82
263	30	22	22	20	19	23	21	19	24	30	18	15
81	0	1	7	4	2	1	3	4	15	13	11	20
258	3	0	0	1	0	0	0	0	57	166	13	18
146	1	0	0	0	1	3	2	1	61	70	2	5
220	10	15	31	13	8	11	13	8	34	30	28	19
436	21	16	9	18	22	38	16	3	47	74	105	67
59	0	2	2	1	1	1	3	3	8	15	12	11
2791	152	165	135	136	118	173	164	152	391	580	345	280
Infringements Issued												
8	3	1	0	0	0	1	0	0	1	1	1	0
1	0	0	0	0	0	1	0	0	0	0	0	0
0	0	0	0	0	0	0	0	0	0	0	0	0
115	3	0	3	6	1	18	7	4	12	22	16	23
14	0	1	1	2	0	4	0	2	4	0	0	0
27	3	0	2	8	4	1	2	1	4	1	1	0
180	18	30	7	12	48	12	3	2	8	10	14	16
345	27	32	13	28	53	37	12	9	29	34	32	39
Infringements												
Impounded Dogs												
188	16	13	9	12	15	19	15	15	23	18	16	17
103	10	4	7	6	4	28	7	8	7	11	10	1
146	12	11	9	13	10	17	10	17	14	5	16	12
437	38	28	25	31	29	64	32	40	44	34	42	30
196	13	14	12	16	10	27	21	14	15	19	16	19
118	14	10	7	7	4	13	9	10	14	12	15	3
83	10	2	5	6	7	24	1	3	13	0	6	6
8	1	2	1	0	2	0	1	0	1	0	0	0
405	38	28	25	29	23	64	32	27	43	31	37	28
Impounded Cats												
98	2	17	7	9	10	8	7	12	3	15	5	3
138	16	3	19	5	18	26	6	4	2	20	7	12
45	5	5	0	7	1	8	3	1	3	4	2	6
281	23	25	26	21	29	42	16	17	8	39	14	21
9	0	3	0	1	0	0	1	0	1	1	2	0
75	4	3	11	10	9	4	10	5	5	6	0	8
113	6	16	13	10	10	6	5	8	2	13	12	12
72	13	3	2	0	0	32	0	3	0	19	0	0
269	23	25	26	21	19	42	16	16	8	39	14	20

13.9 ECONOMIC DEVELOPMENT UPDATE

File No:	ED.1
Responsible Executive Officer:	Director Development Services
Reporting Author:	Economic Development Advisor
Date of Report:	2 November 2015
Disclosure of Interest:	Nil
Attachment(s)	Nil

PURPOSE

To inform Council of economic development activities for the month of November 2015.

BACKGROUND

Council's Strategic Theme Two: Our Economy has as its goal a well-managed and diversified economy to maximise the benefits of growth in the region. Additionally the City has an Operational Economic Development Strategy 2014-2016. The City's response is a range of economic development initiatives, projects and partnerships.

REPORT**1. Economic and Demographic information provision**

A key component of the City's Economic Development Strategy is the provision of project briefings, facilitated commentary for VIP/investor tours, economic data provision and collaboration with key stakeholders: For the month of October, the Economic Development Advisor has attended:

- KDCCI and Business Centre Pilbara Board Meetings
- Tourism Advisory Group Meeting
- Karratha Visitor Centre Special Meeting
- Pilbara Tourism Product Development Project Reference Group Meeting
- Briefing and presentation to WA State Director Department of Foreign Affairs and Trade
- Australia's North West Tourism Pilbara Marketing Forum
- eQuotes Workshop
- Meeting with Roebourne Visitor Centre Chair and Deputy Chair regarding funding agreement
- Jim Diers Community Builder – Collective Impact Workshop
- Warambie Estate Allocation Committee Meeting
- City of Karratha – KDCCI Small Business Breakfast Briefing

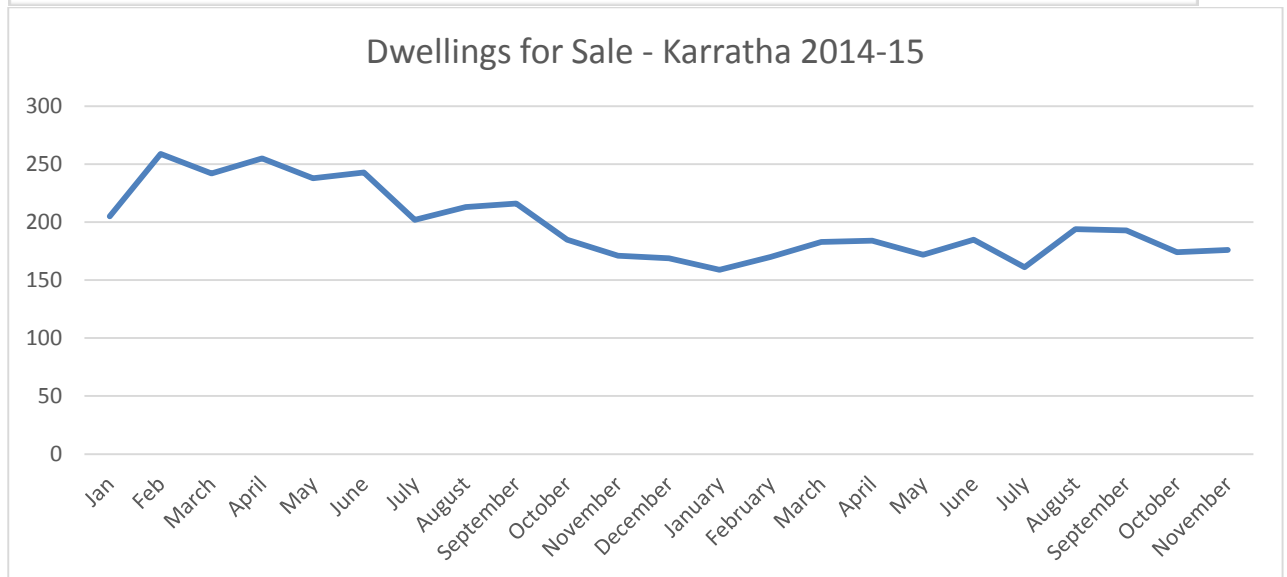
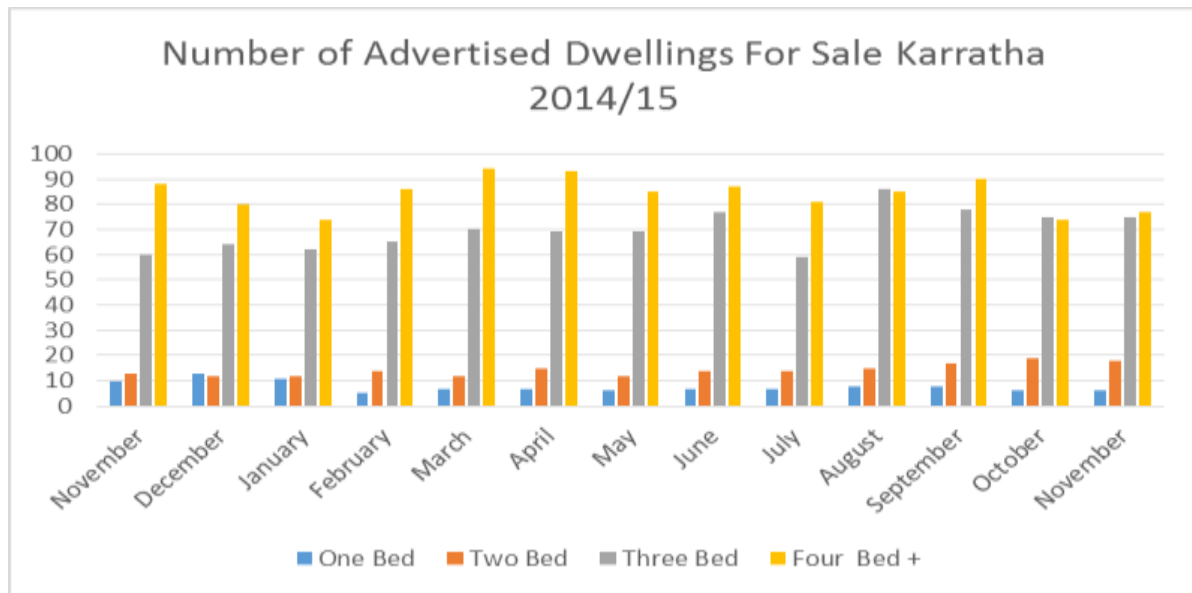
2. Coming Business Events and Workshops

Date	Time	Event	Location	Contact
1 Dec	5:30 – 7:30 pm	Using Social Media in your Business	KDCCI Meeting Room, KLP	Business Centre Pilbara 9144 4668

3. Karratha and Districts - Housing and Land Development April Update
3.1 Residential Homes and Apartments Advertised For Sale

Location	October				November			
	No.	Min \$	Max \$	Avg \$	No.	Min \$	Max \$	Avg \$
Karratha								
One Bed	6	\$140,000	\$545,000	\$342,500	6	\$140,000	\$545,000	\$342,500
Two Bed	19	\$120,000	\$455,000	\$287,500	18	\$120,000	\$500,000	\$310,000
Three Bed	75	\$219,000	\$738,000	\$478,500	75	\$219,000	\$738,000	\$478,500
Four Bed +	74	\$285,000	\$935,000	\$610,000	77	\$349,000	\$845,000	\$597,000
Total	174				176			
Dampier								
Two Bed	2	\$385,000	\$550,000	\$468,000	1	\$385,000	\$385,000	\$385,000
Three Bed	12	\$390,000	\$650,000	\$520,000	9	\$390,000	\$550,000	\$470,000
Four Bed +					1	\$850,000	\$850,000	\$850,000
Total	14				11			
Wickham								
Three Bed	3	\$325,000	\$350,000	\$337,500	3	\$190,000	\$350,000	\$270,500
Four Bed	1	\$350,000	\$350,000	\$350,000	1	\$350,000	\$350,000	\$350,000
Total	4				4			
Pt Samson								
Three Bed	1	EOI	EOI	EOI	1	EOI	EOI	EOI
Four Bed +	2	\$599,000	\$700,000	\$650,000	2	\$599,000	\$700,000	\$650,000
Total	3				3			
Roebourne								
Two bed					1	\$265,000	\$265,000	\$265,000
Three Bed	2	\$270,000	\$270,000	\$270,000	2	\$270,000	\$270,000	\$270,000
Total	2				3			
City Total	197				198			

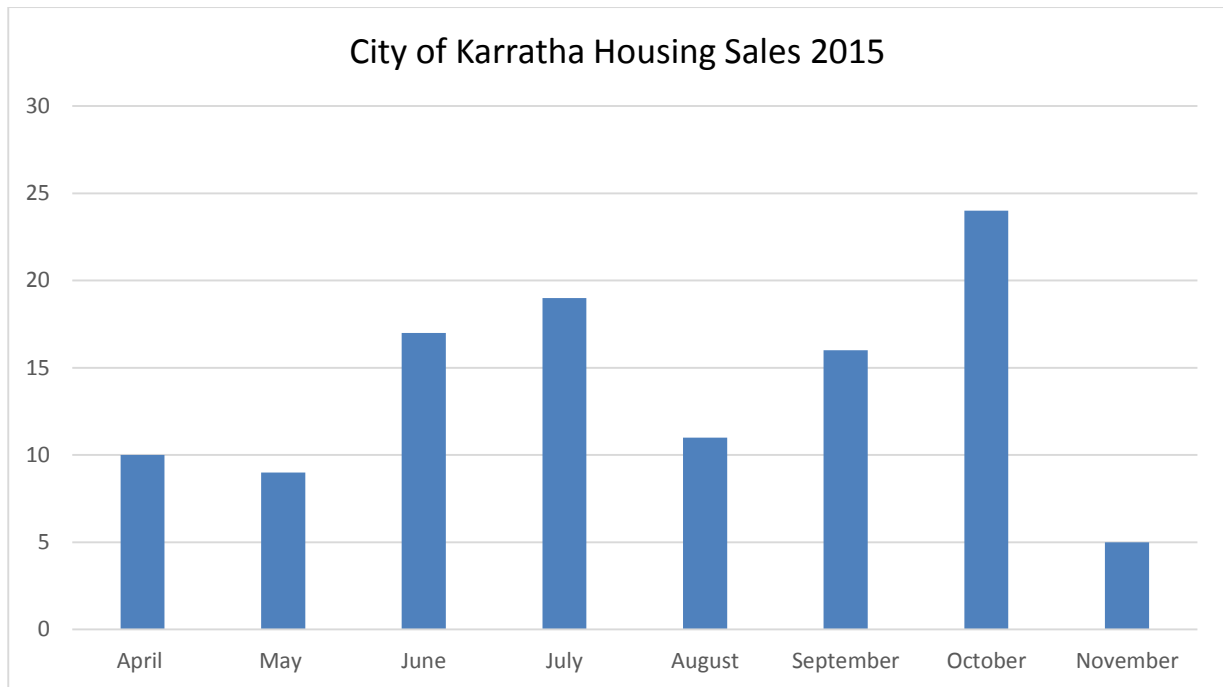
(Courtesy of Realestate.com.au)



(Source: www.realestate.com.au)

3.1.2 Recent House Sales (As at Nov 30, 2015)

	Baynton	Nickol	Millars Well	Pegs Creek	Bulgarra	Dampier	Total
April	6	1	1	0	2	0	10
May	3	0	1	0	3	2	9
June	6	2	1	2	4	2	17
July	5	1	5	1	5	2	19
August	2	1	3	0	3	2	11
September	5	2	2	3	6	2	16
October	8	4	3	2	5	2	24
November	2	2	0	0	0	1	5



N.B. Still early days for sales figures to come through for November

Median Price						
Month	Baynton	Nickol	Millars Well	Pegs Creek	Bulgarra	Dampier
August	\$579,000	\$417,500	\$390,000	\$430,000	\$407,000	\$610,000
September	\$575,000	\$425,000	\$390,000	\$410,000	\$410,000	\$610,000
October	\$575,000	\$425,000	\$390,000	\$410,000	\$410,000	\$620,000
November	\$565,000	\$448,500	\$377,500	\$380,000	\$383,750	\$550,000
Median for Karratha/Dampier \$450,800						
Annual Growth						
Average	Baynton	Nickol	Millars Well	Pegs Creek	Bulgarra	Dampier
-25%	-23.1%	-10%	-23.2%	-31.5%	-30.2%	-32%

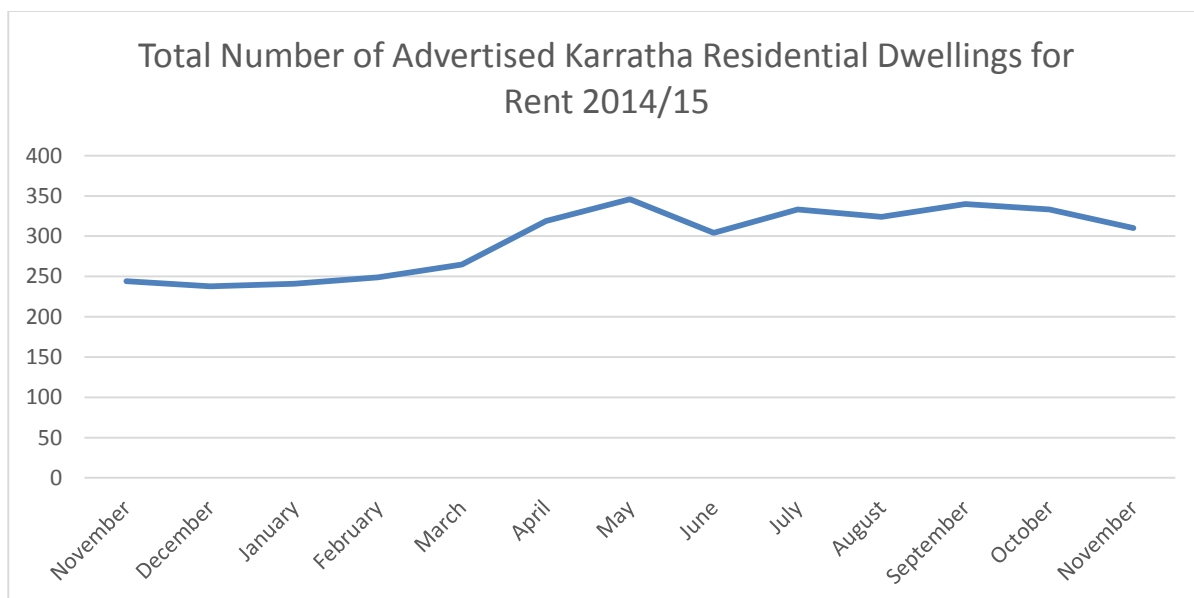
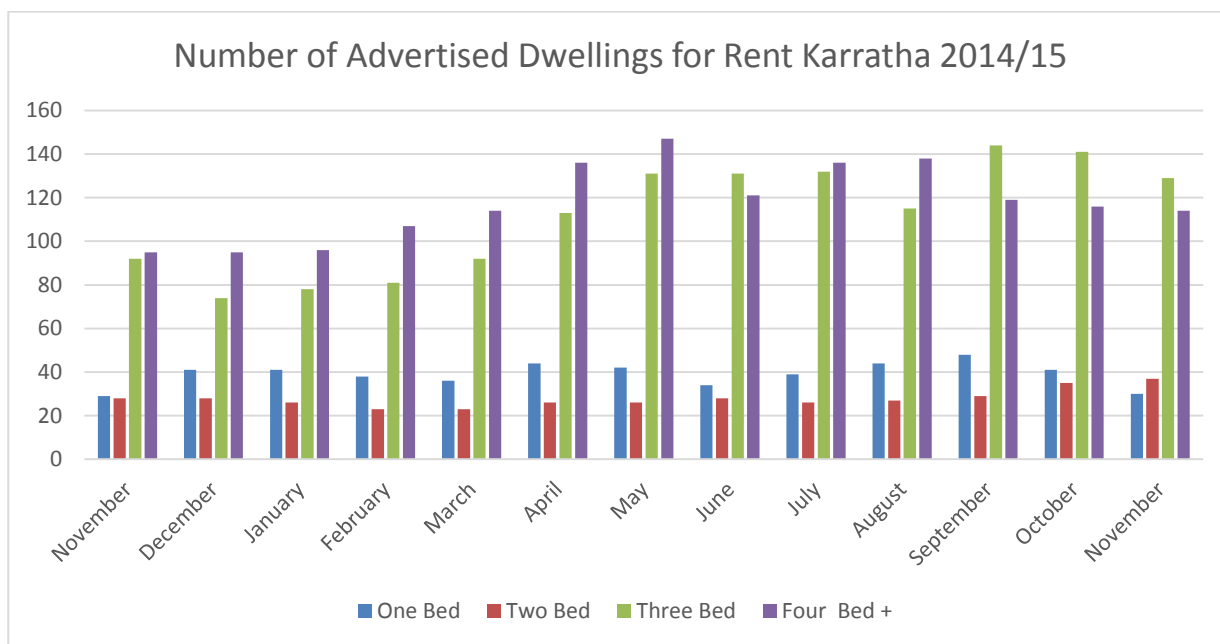
(Source: REIWA)

3.1.3 Dwellings for Sale Commentary

Strong sales growth for October indicating that the market is starting to move. Purchasers are starting to see good value as median prices continue to fall across the suburbs of Karratha/Dampier. Anecdotal evidence of a strong shift from investors to owner/occupiers.

3.2 Residential For Rent (Karratha) – Asking Rents

Karratha	October 2015				November 2015			
	Count	\$190	\$1000	\$580	Count	\$190	\$1000	\$580
One Bed	41	\$190	\$1000	\$580	30	\$190	\$1000	\$580
Two Bed	35	\$290	\$1200	\$745	37	\$275	\$1200	\$738
Three Bed	141	\$280	\$1050	\$665	129	\$250	\$1050	\$650
Four Bed +	116	\$350	\$1400	\$875	114	\$350	\$1400	\$875
Karratha Total	333				310			



3.2.1 Dwelling Weekly Asking Rent Index for 6714 Postcode November 30 2015

Housing type	Weekly Rents November	3 year % change
All houses	\$508	-65%
3 br houses	\$442	-65%
All units	\$410	-55%
2 br units	\$500	-42%
Vacancy Rate		7%

(Courtesy of SQM research.com.au)

3.2.2 Rental Property Commentary

Drop in availability of 7% compared to previous month with some continued softening of the asking rental price.

4. Economic, Demographic and Business News

4.1 MMA Offshore wins Woodside contract

MMA, a marine services company with a base at King Bay, has secured a \$50m contract to supply three vessels to support Woodside's NW Shelf and Pluto projects. This will provide some surety to MMA in a market of declined oil prices and reduced demand for offshore oil and gas vessels and slipway services.

(Source: WA Business News)

4.2 Yurra-BGC awarded contract with Rio Tinto

The commercial division of Yindjibarndi Aboriginal Corporation, Yurra, has joined with BGC Contracting to provide services for Rio Tinto at Cape Lambert and Dampier. The work involves refurbishment of rail culverts and rail level crossings. The project value is undisclosed.

(Source: WA Business News)

4.3 Vacancies at Warambie Estate Service Workers Accommodation

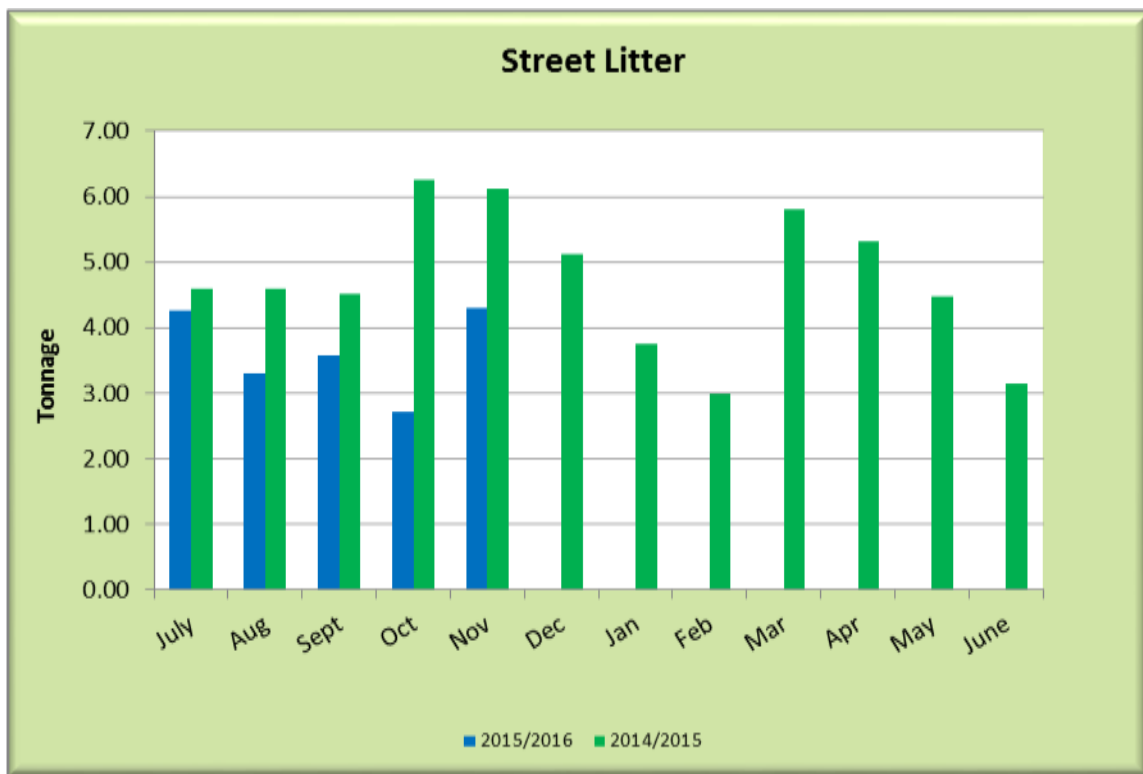
Management at Warambie Estate will shortly be undertaking marketing to make employers aware of vacancies for service workers. Enquiries can be made with Bronwyn Sergeant, Village Manager, on 0401 942 474.

13.10 WASTE SERVICES DATA

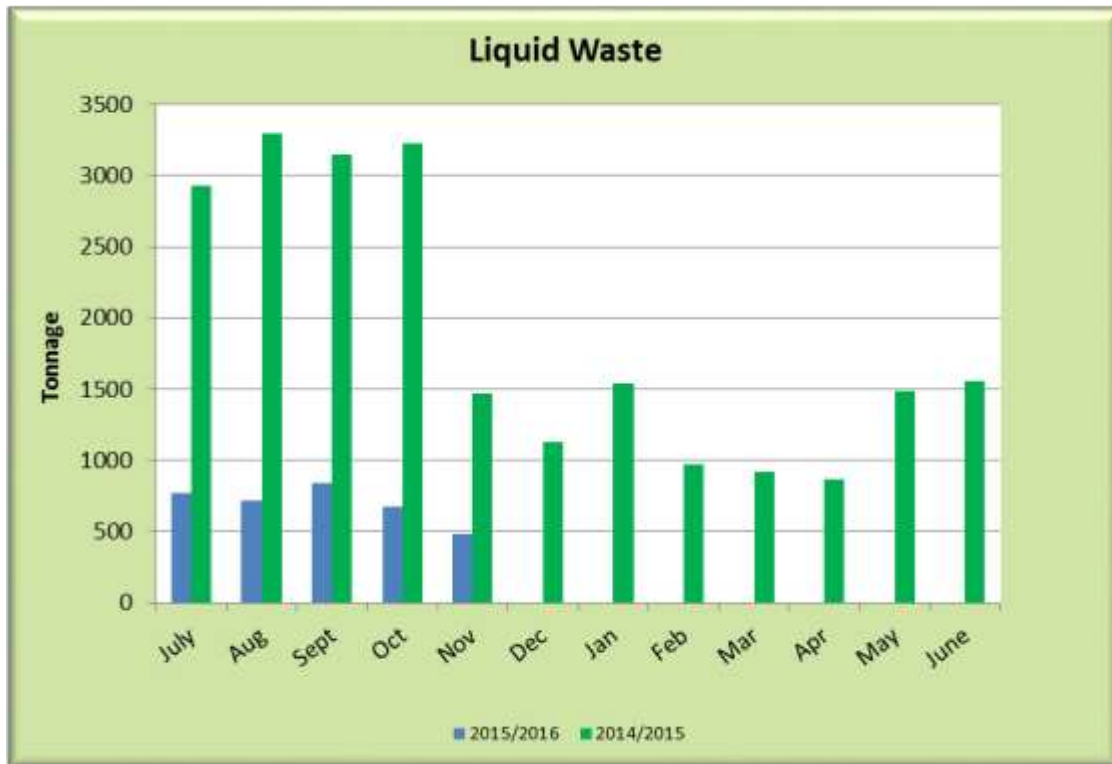
File No: WM.2
Responsible Executive Officer: Director Strategic Projects & Infrastructure
Reporting Author: Waste Services Office Supervisor
Date of Report: 25 November 2015
Disclosure of Interest: Nil
Attachment(s) Nil

PURPOSE

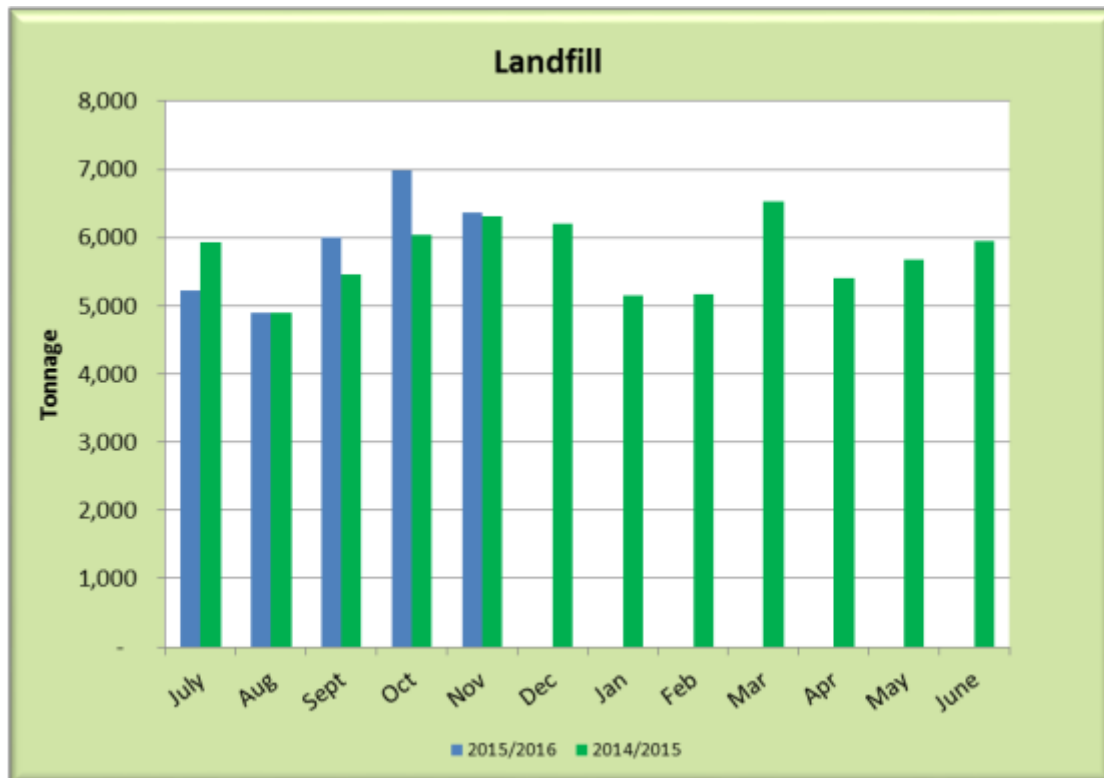
To provide an illustration of Waste Services data collected for the 2015/16 year with comparisons against previous year.



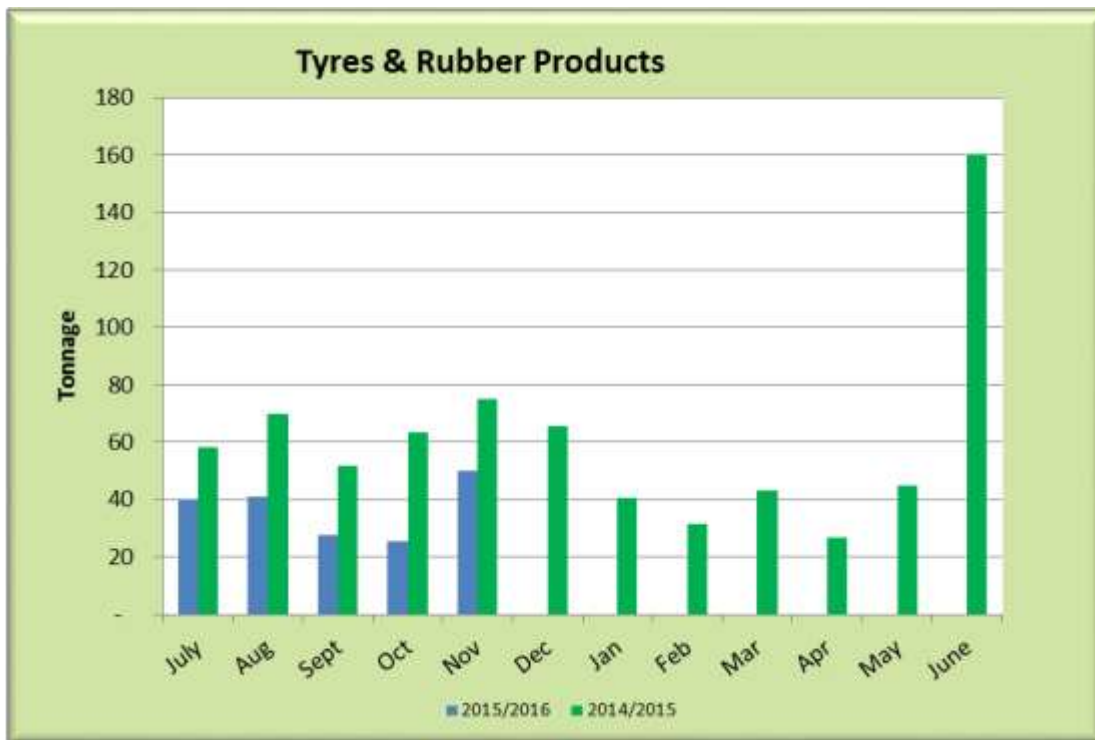
Street Litter collected and delivered to the 7 Mile Waste Facility. Additional Litter Pickers were deployed in November following an increase in 2015/16 litter collection budget.



Liquid Waste delivered to the 7 Mile Waste Facility. Significant drop from 2014/15 due to competitor commencing operation of liquid waste ponds and the reduction in camp utilisation.



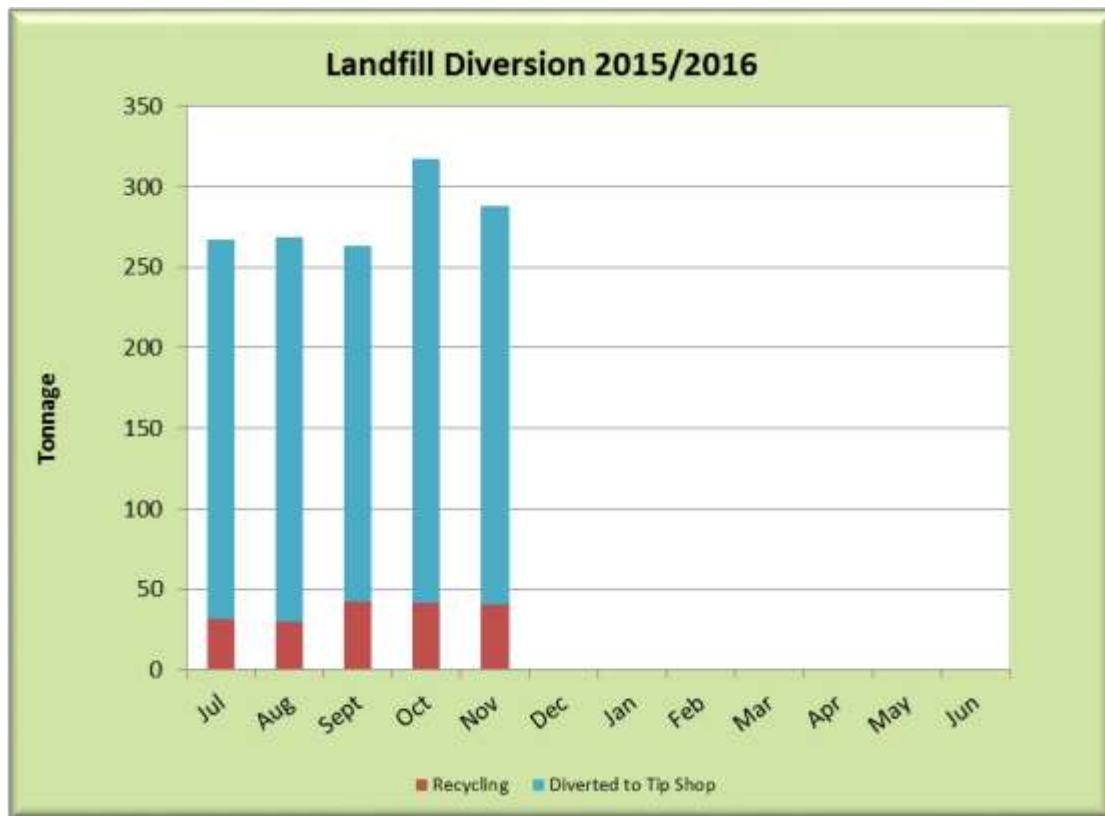
Total waste, excluding liquid and clean fill, delivered to the 7 Mile Waste Facility. September and October upward movement due to demobilisation of Kangaroo Hill and increased volumes of waste received from Wheatstone and Barrow Island (Chevron).



Tyres and Rubber products delivered to the 7 Mile Waste Facility. The spike in rubber products in June 2015 was due to the large quantity of rubber floating hoses received.



The 7 Mile Waste Facility Tip Shop opened 18 October 2014.



Waste/goods diverted to recycling and the 7 Mile Tip Shop from the Transfer Station.

13.11 COMMUNITY SERVICES UPDATE

File No: November 2015
Responsible Executive Officer: Director Community Services
Reporting Author: Director Community Services
Date of Report: 30 November 2015
Disclosure of Interest: Nil
Attachment(s) Nil

PURPOSE

To provide Council an update on activity for Community Services.

1. LEISURE SERVICES

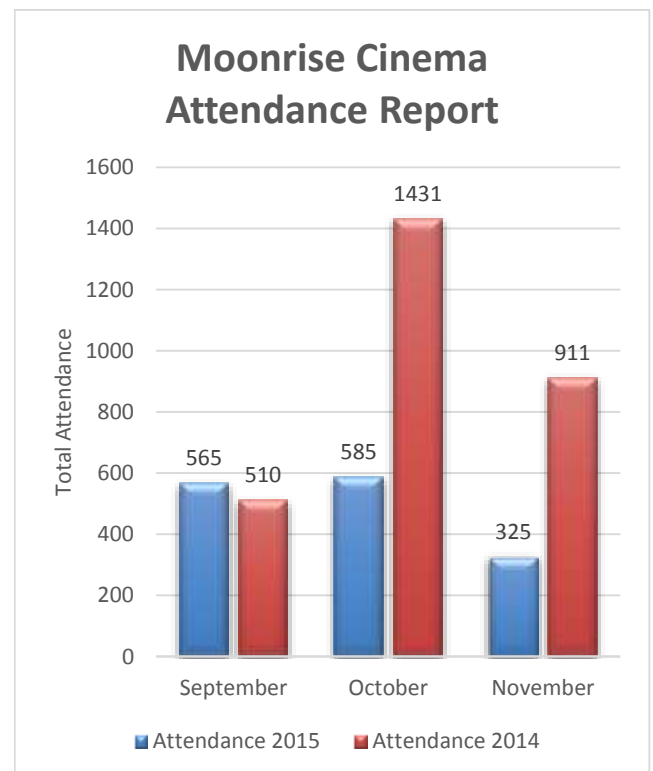
1.1 Moonrise Cinema

November screenings at the Moonrise Cinema have been significantly less than for the same time in 2014 (325 in 2015 & 911 in 2104).

This is primarily due to only running Saturday night screenings in November 2015, whereas in 2014 screenings were run Friday and Sunday's.

The average attendance for November 2015 is 74, in November 2014 it was 101.

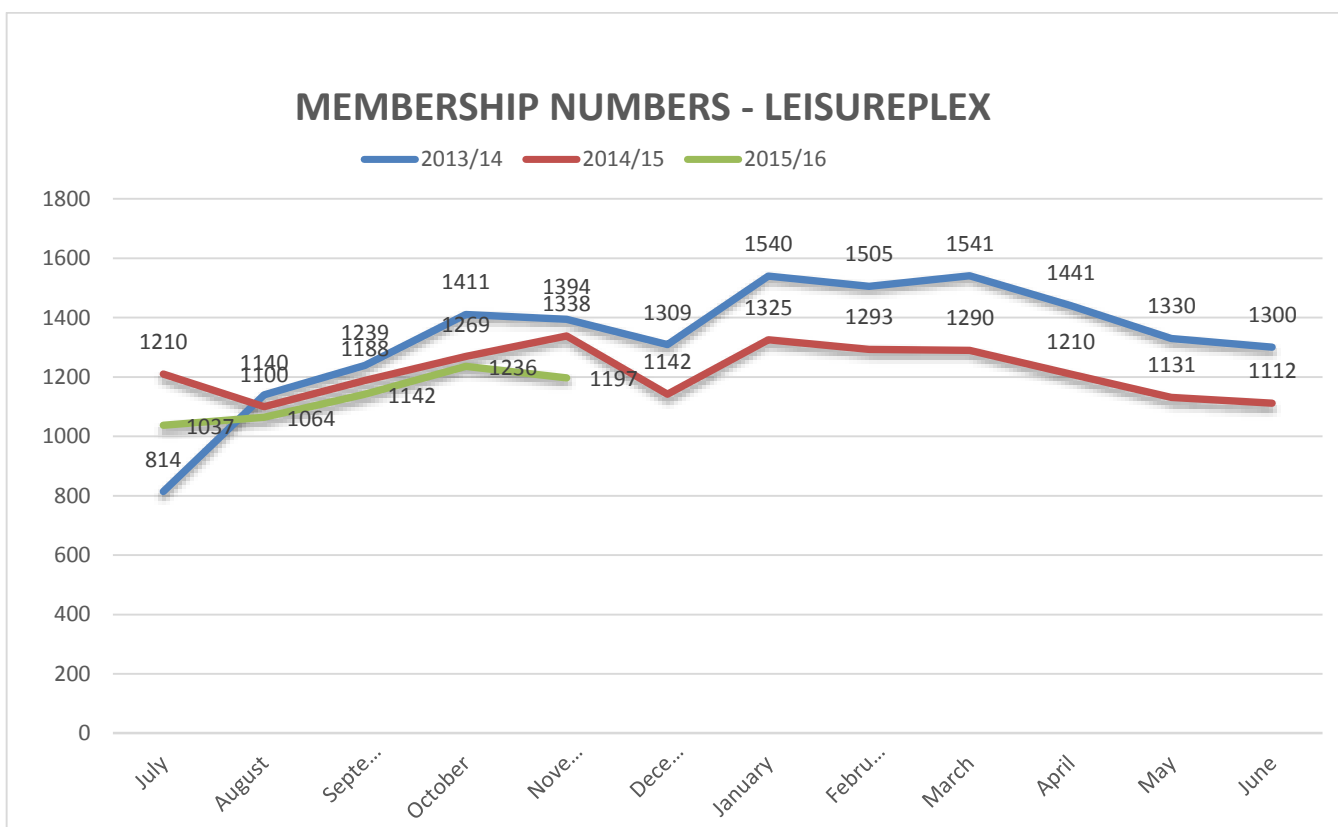
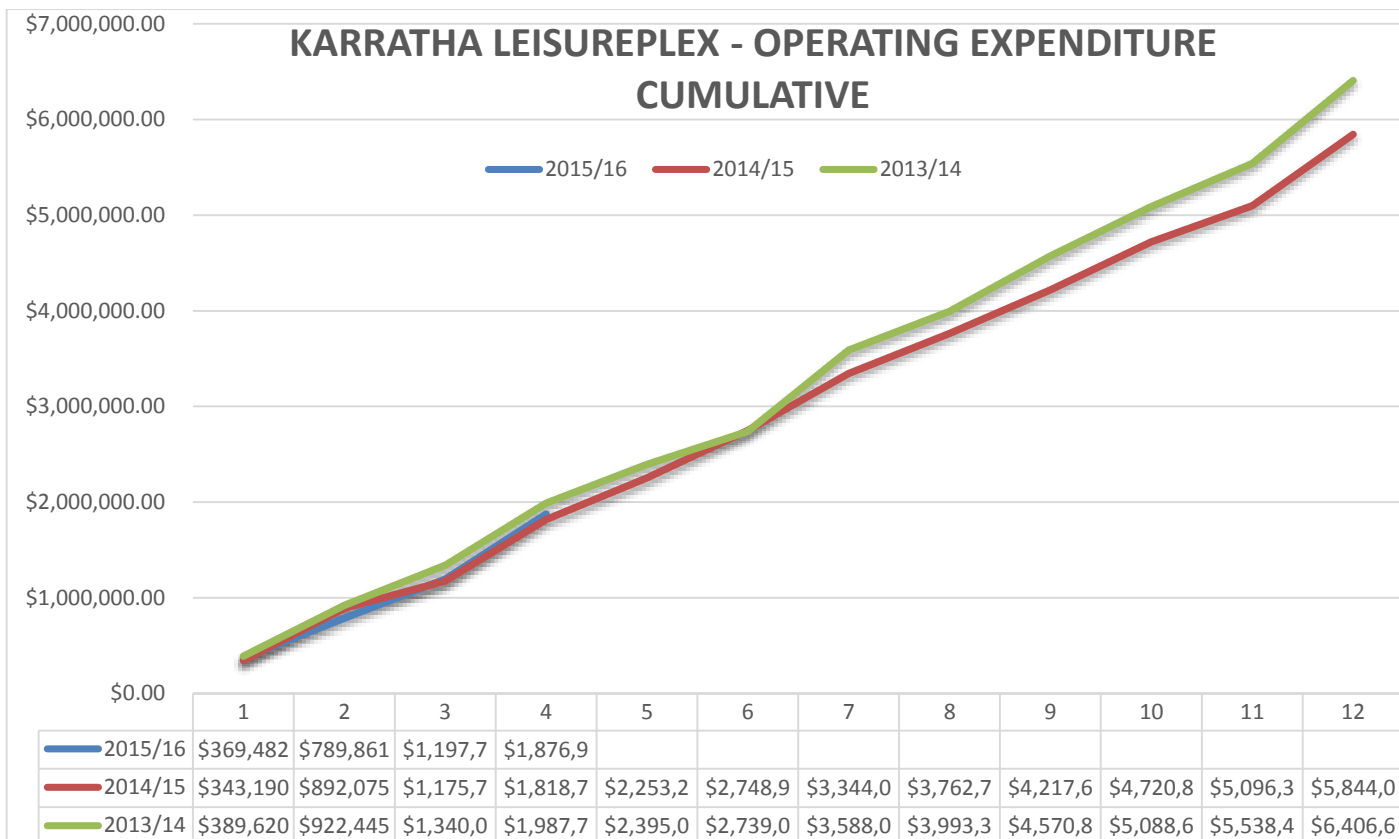
Moonrise Attendance August - November		
	2015	2014
	54	49
	83	45
	137	299
	34	117
	257	
September	565	510
	28	423
	17	138
	18	29
	85	314
	128	92
	36	133
	50	115
	129	78
	22	25
	66	84
	6	
October	585	1431
	60	
	109	131
	51	50
	105	144
		38
		120
		157
		88
		26
November	325	911



1.2 Karratha Leisureplex - Leisureplex Membership YTD Activity update

	Dec 2014	Jan 2015	Feb 2015	Mar 2015	April 2015	May 2015	June 2015	July 2015	Aug 2015	Sept 2015	Oct 2015	Nov 2015	Nov 2014
CURRENT MEMBERS	915	1,490	1,256	1,224	1,135	1,057	1,029	974	1,000	1,060	1,177	1,137	1,206
SUSPENDED MEMBERS	227	50	37	66	75	74	83	63	64	82	59	60	70
TOTAL MEMBERS	1,142	1,540	1,293	1,290	1,210	1,131	1,112	1,037	1,064	1,188	1,236	1,197	1,338
TREND	-15%	16%	-2%	0%	-6%	-7%	-2%	-7%	3%	7%	8%%	-3%	5%
MEMBER VISITS													
FULL MEMBER	2,584	3,737	3,566	3,480	2,588	2,204	2,016	1,559	1,909	2,227	3,113	3,364	4,052
GYM MEMBER	1,457	1,515	1,533	1,668	1,651	1,429	1,429	1,429	1,522	1,643	1,578	1,533	1,898
POOL MEMBER	1,203	2,100	2,029	1,382	667	420	346	254	510	890	1,743	1,757	1,816
GROUP FITNESS MEMBER	331	267	611	540	337	464	394	315	345	367	433	660	529
24 HOUR MEMBER	2,359	3,140	3,027	2,827	2,782	2,668	2,393	2,523	2,233	2,580	2,598	2,843	2,761
TOTAL MEMBER VISITS	7,934	10,019	10,766	9,897	8,025	7,185	6,475	6,079	6,519	7,707	9,465	10,427	11,056
TREND	-28%	26%	7%	-8%	-19%	-10%	-10%		7%	18%	23%	10%	6%
MEMBER VISIT RATIO / MONTH	8.7	7.9	8.6	8.1	7.1	6.8	6.3	6.2	6.5	7.3	8.0	9.2	8.7

	TOTAL15/16 Fin Year		Dec 2014	Jan 2015	Feb 2015	March 2015	April 2015	May 2015	June 2015	July 2015	Aug 2015	Sept 2015	Oct 2015	Nov 2015	Nov 2014
AQUATIC	2,808	24%	14,655	16,301	16,577	15,677	6,711	3,597	3,218	2,808	4,731	9,699	14,008	18,363	20,724
GYM	5,087	44%	5,443	6,497	6,709	6,636	6,054	5,511	5,031	5,087	5,100	5,642	5,850	6,574	7,054
PERSONAL TRAINING	78	1%	254	234	334	292	327	264	278	78	65	212	153	246	455
GROUP FITNESS	1,640	14%	1,920	1,921	3,647	3,335	1,876	2,884	2,977	1,640	2,402	2,566	2,650	2,865	3,415
CRECHE	801	7%	954	1,108	1,559	1,425	1,086	1,170	366	801	1,072	1,209	1,462	1,595	1,608
MINI GOLF	718	6%	592	482	262	381	598	278	290	718	298	320	502	321	385
HOLIDAY PROGRAM	375	3%	322	497	53	437	324	7	213	375	23	537	550	5	0
TOTAL RECORDABLE VISITS	11,507	97%	24,140	27,040	29,141	28,183	16,976	13,711	12,703	11,507	13,691	20,154	25,175	29,969	33,641
OTHER VISITS	16,056		18,250	10,287	28,832	34,743	18,964	30,596	36,005	16,056	26,625	28,034	31,393	35,206	34,427
TOTAL VISITS	27,563		42,390	37,327	57,973	62,926	35,940	44,307	48,030	27,563	40,316	48,188	56,568	65,175	68,068
TREND			-38%	-12%	55%	9%	-43%	23%	8%	-42%	46%	20%	17%	15%	17%
Group Fitness av / class			13.33	16.58	18.61	16.27	12.94	14.14	13.74	10.06	13.27	13.65	13.66	13.33	14.72
Swim school participants			786	798	798	798	431	431	431	255	255	255	850	850	786



WICKHAM SPORTING PRECINCT

	Dec 2014	Jan 2015	Feb 2015	Mar 2015	April 2015	May 2015	June 2015	July 2015	Aug 2015	Sept 2015	Oct 2015	Nov 2015	Nov 2014
TOTAL MEMBERS	188	188	171	162	155	141	154	156	154	165	175	182	212
POOL ATTENDANCE	1,711	1,743	1,781	1,424	695	260	182	112	271	974	2,287	1,622	1,796
GROUP FITNESS AVERAGE/ CLASS	4.9	7.4	8.2	7.7	4.2	4.9	6.4	7	7.4	8.8	10.1	9.6	6.3
GROUP FITNESS CLASSES	52	48	46	45	41	57	51	41	36	37	46	55	66
GROUP FITNESS TOTAL PARTICIPANTS	253	356	375	345	172	282	328	287	265	327	465	529	415
GYM ATTENDANCE	323	485	463	437	529	526	432	528	558	667	770	763	

ROEBOURNE AQUATIC CENTRE

	Dec 2014	Jan 2015	Feb 2015	Mar 2015	April 2015	May – Aug 2015	Sept 2015	Oct 2015	Nov 2015	Nov 2014
POOL ATTENDANCE	1,428	1,658	1,537	1,510	549	CLOSED	9	1,738	1,657	1,793

COSSACK ACCOMMODATION

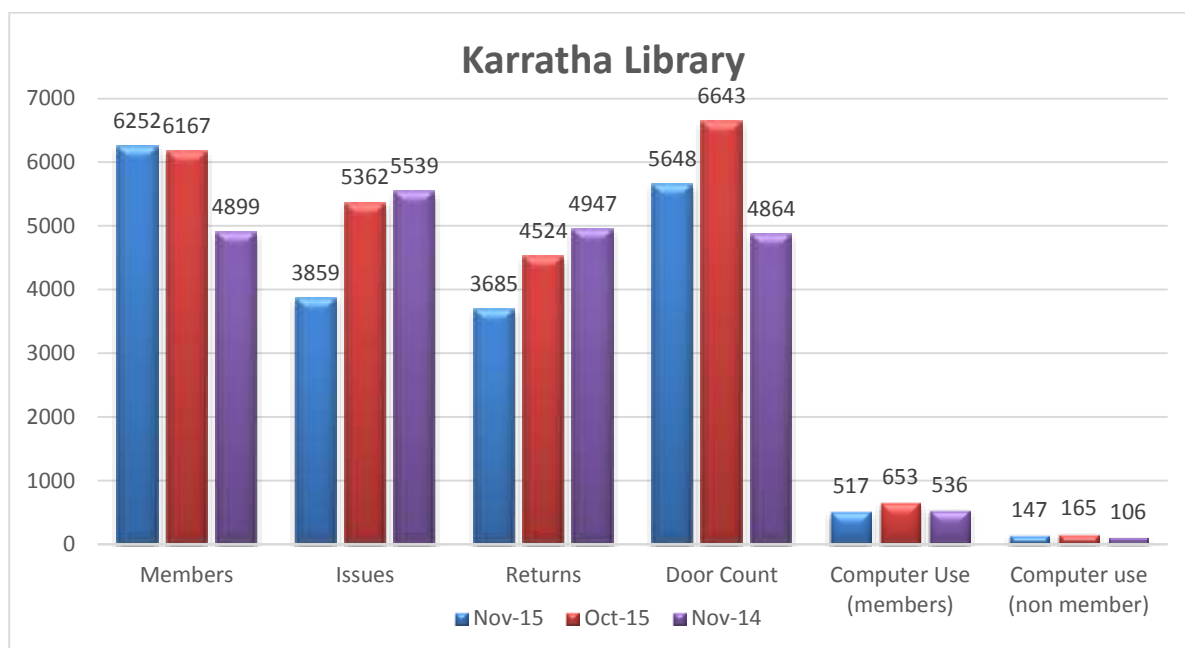
	March 2015	April 2015	May 2015	June 2015	July 2015	Aug 2015	Sept 2015	Oct 2015	Nov 2015
Accommodation bed nights	21	22	33	40	21	22	33	23	22

2. COMMUNITY AND ENGAGEMENT

2.1 LIBRARIES

a) Karratha Library Statistics

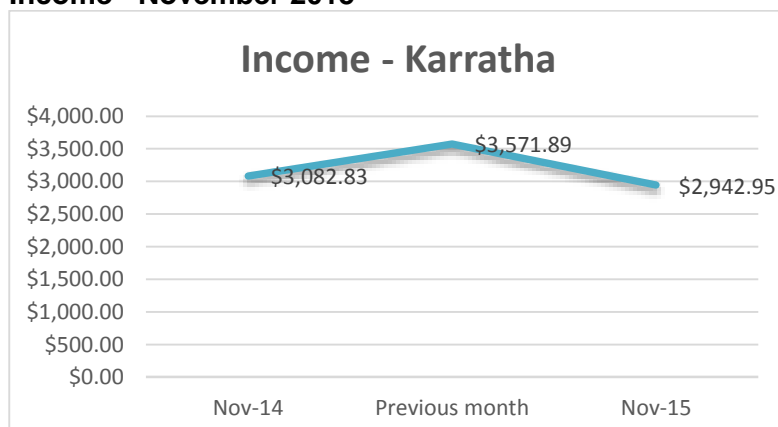
Week	No of Members	Issues	Returns	New Patrons	Door	Computer usage (Members)	Computer usage (non-Members)
2 - 8 Nov	6,182	928	1,067	13	1,247	118	30
9 - 15 Nov	6,208	1,225	880	24	1,470	130	32
16 – 22 Nov	6,231	954	816	23	1,662	150	43
23 – 29 Nov	6,252	752	922	21	1,269	119	42
TOTALS	6,252	3,859	3685	81	5,648	517	147



Other information:

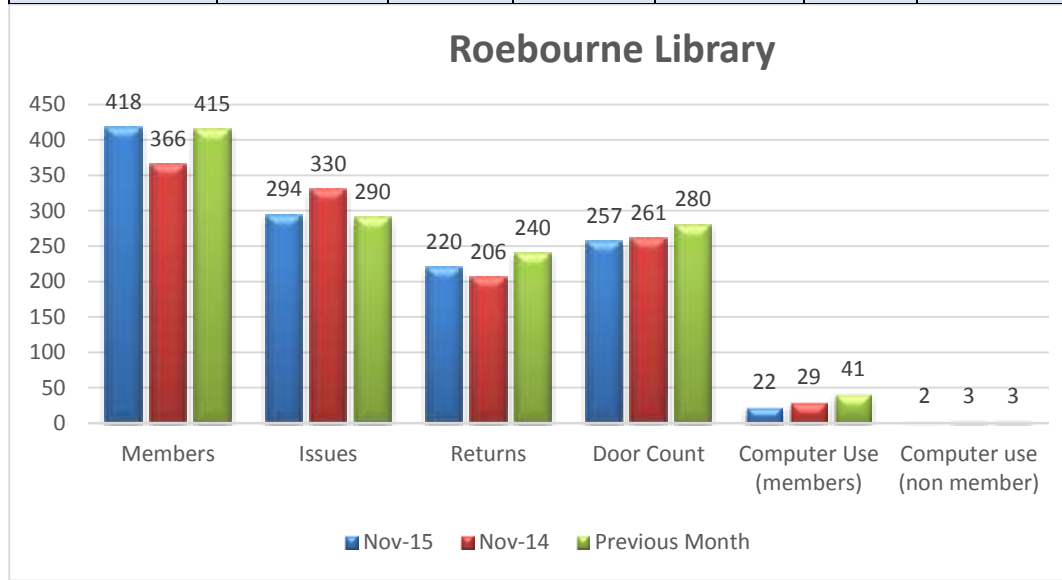
- *Outreach* - (Tambrey ELC, Youth shed): 96 attendances
- 27 people attended talk by Haydn Green, former Forensic Detective
- *Trending* – Door count, issues and returns trending lower from previous month. **Decreases may be due to one less week in the month.**
- Foyer Display – Alexander Gathmann Brandt.

Income - November 2015



b) Roebourne Library Statistics

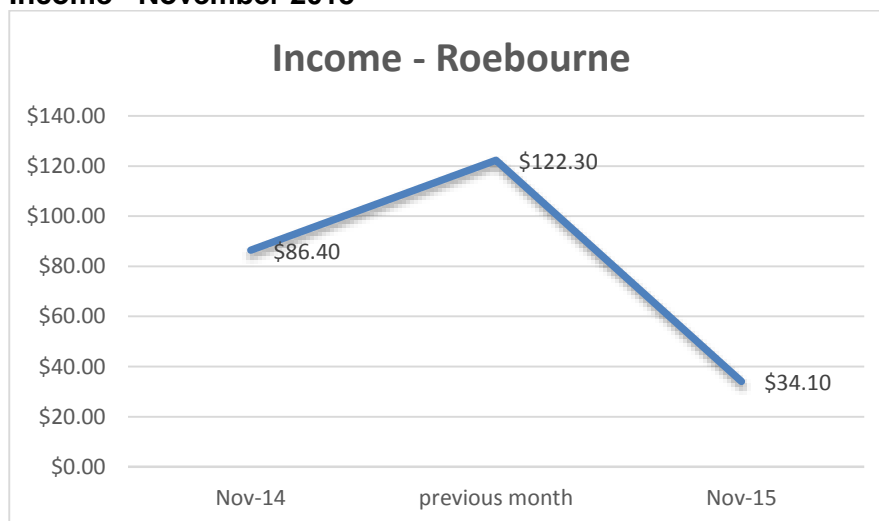
Week	No of Members	Issues	Returns	New Patrons	Door	Computer usage (Members)	Computer usage (non-Members)
2 - 8 Nov	418	55	51	4	43	1	0
9 - 15 Nov	418	61	46	0	81	8	0
16 – 22 Nov	418	132	72	0	61	8	1
23 – 29 Nov	418	46	51	0	72	5	1
TOTALS	418	294	220	4	257	22	2



Other Information:

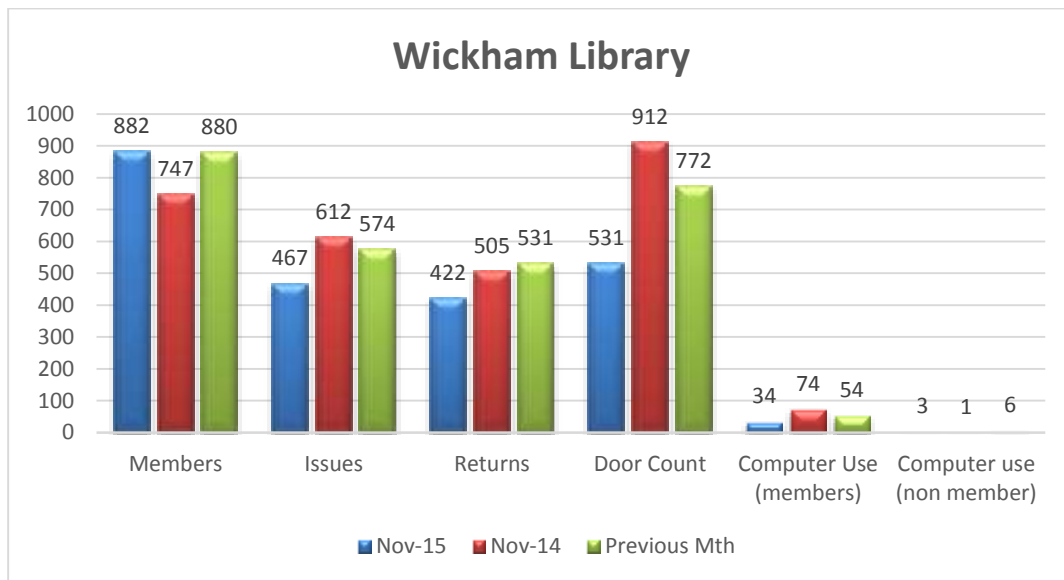
- Two 3D information sessions attended by 18 people. After school homework group attended from Roebourne Primary
- Roebourne to implement KindyLink programme next year.
- *Trending* – figures remain reasonably static.

Income - November 2015



c) Wickham Library Statistics

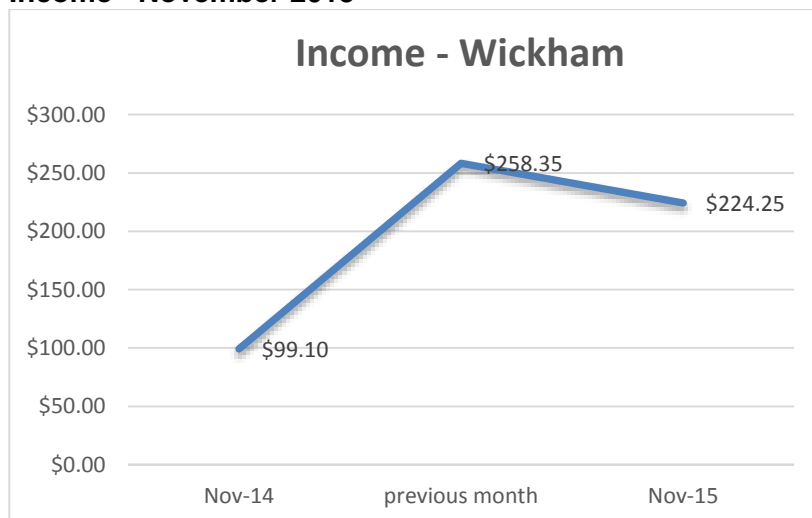
Week	No of Members	Issues	Returns	New Patrons	Door	Library Outreach	Computer usage (Members)	Computer usage (non-Members)
2 - 8 Nov	880	110	104	0	135	31	16	0
9 - 15 Nov	880	110	113	0	101	0	7	1
16 – 22 Nov	880	146	95	0	141	0	5	1
23 – 29 Nov	882	101	110	2	154	0	6	1
TOTALS	882	467	422	2	531	31	34	3



Other Information:

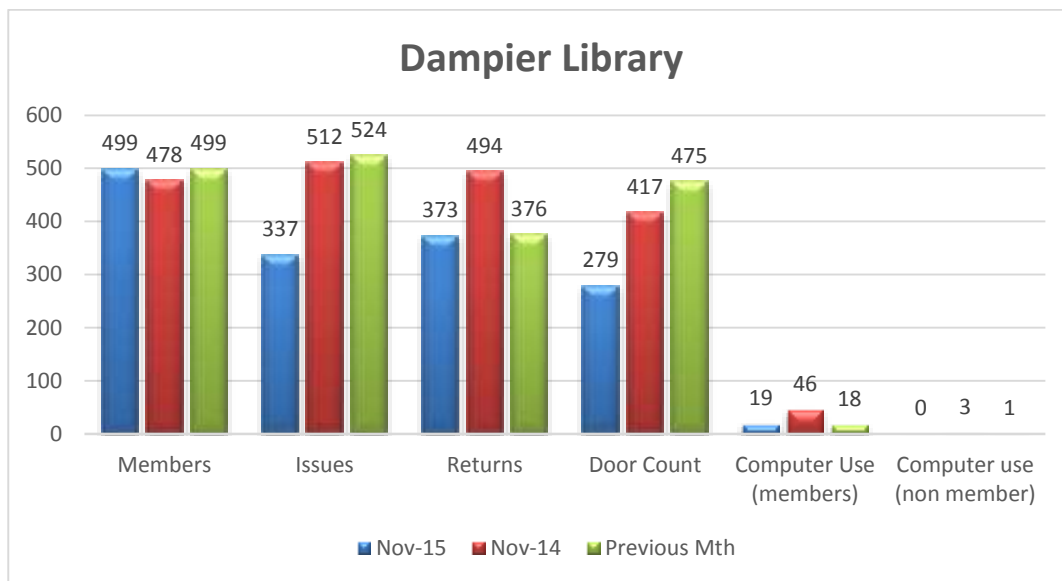
- Wickham library to implement “Kindylink” literacy and numeracy programme in 2016.
- Outreach activity to Wickham Primary School with 31 students.
- Wickham staff exploring different ideas to increase door count.
- *Trending* – Decreases in issues, returns and door count in line with all libraries. **Decreases may be due to one less week in the month.**

Income - November 2015



d) Dampier Library Statistics

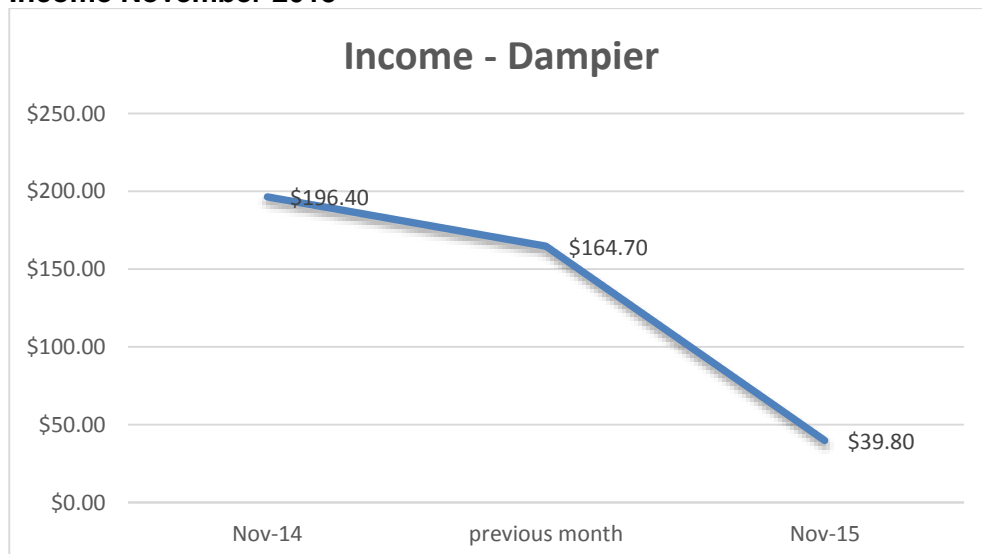
Week	No of Members	Issues	Returns	New Patrons	Door	Computer usage (Members)	Computer usage (non-Members)
2 - 8 Nov	498	78	67	0	61	2	0
9 - 15 Nov	498	80	71	0	69	7	0
16 – 22 Nov	498	95	130	0	78	5	0
23 – 29 Nov	499	84	105	1	71	5	0
TOTALS	499	337	373	1	279	19	0



Other Information:

- Dampier library staff continue to refine procedures for Dampier Hall booking with assistance from Donna Kelly. Synergy training has been undertaken.
- Dampier staff undertook Promaster key training.
- *Trending* – Decreases in issues, returns and door count in line with all libraries. **Decreases may be due to one less week in the month.**
- Drop in revenue attributed to less book sales to tourists.

Income November 2015



e) Story Time and Rhyme Time

Combined attendance – November 2015

Week	Rhyme Time*	Story Time*
2 - 8 Nov	46	110
9 - 15 Nov	78	87
16 – 22 Nov	86	81
23 – 29 Nov	57	67
Total	267	345

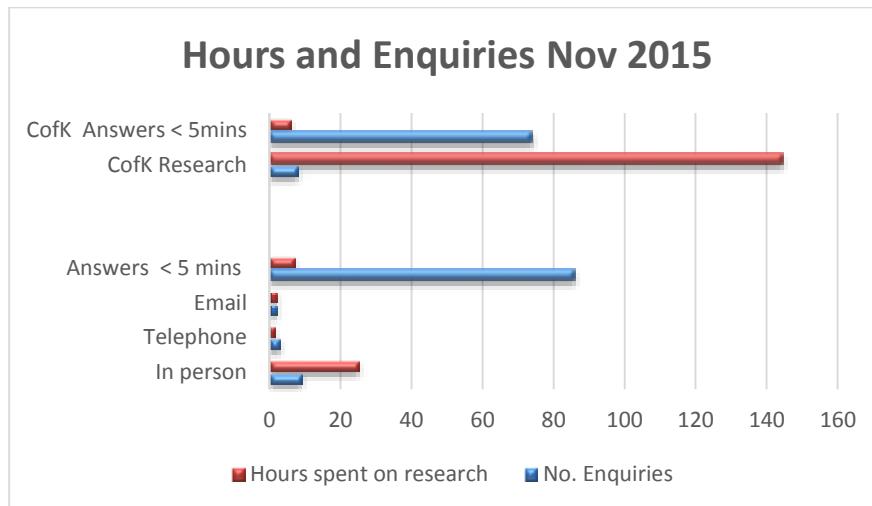
Rhyme time not conducted at Roebourne Library. Story time conducted weekly in all libraries.

Resourcing

- 592 items added to the collection (excluding eresources)
- 219 items deleted from stock (including exchange items)

f) Local History

Month	Internal (CoK)	External (directed to LH staff)	Tourist enquiries across libraries only (not LH staff)
August 2015	22 (13 hours)	61 (20.5 hours)	63
September 2015	11 (1.5 hours)	21 (21.5 hours)	51
October 2015	14 (4 hours)	50 (9 hours)	55
November 2015	82 (150.5)	100 (35.5 hours)	5



Other information:

- Digitising of oral history transcripts completed
- Inventory of City of Karratha’s collection at the Old Gaol Museum commenced – 60% completed (on hold due to Roebourne 150 project).
- Inventory and clean of City of Karratha’s collection at Cossack Museum – 60% completed (on hold due to Roebourne 150 project).
- Commenced reviewing boxes and documents stored in LH – 5% completed
- Continued research for Roebourne 150th project (draft book). Searching for photos, information. Part-time local History officer allocated extra 108 hours for the month.
- Increase in internal and external enquiries due to Roebourne 150 project and NYFL in-house researcher on Mosaic.

3.1 COMMUNITY DEVELOPMENT

a) Roebourne 150 - 150 Year Roebourne Celebration

Extensive community consultation has continued throughout the month of November 2015 regarding 150 Roebourne.

The community has had the opportunity to vote on two occasions on their concepts with the following top 4:

Community Design T-Shirt	Costed on 1000 high quality polo t-shirts to be sold for \$10. A community t-shirt design competition will be run, with best design being voted by the community.
Town Sculptures	4 to 5 town history sculptures to be located down Roe Street to be designed by youth
Elders Memory Board	Capturing Elders Memories of the town of Roebourne along a timeline
Acknowledgement event	Event with dinner, films, advertising and fireworks
Cemetery Memorial	Hold a memorial at the Old Town Cemetery to acknowledge those who have past. Not an infrastructure upgrade

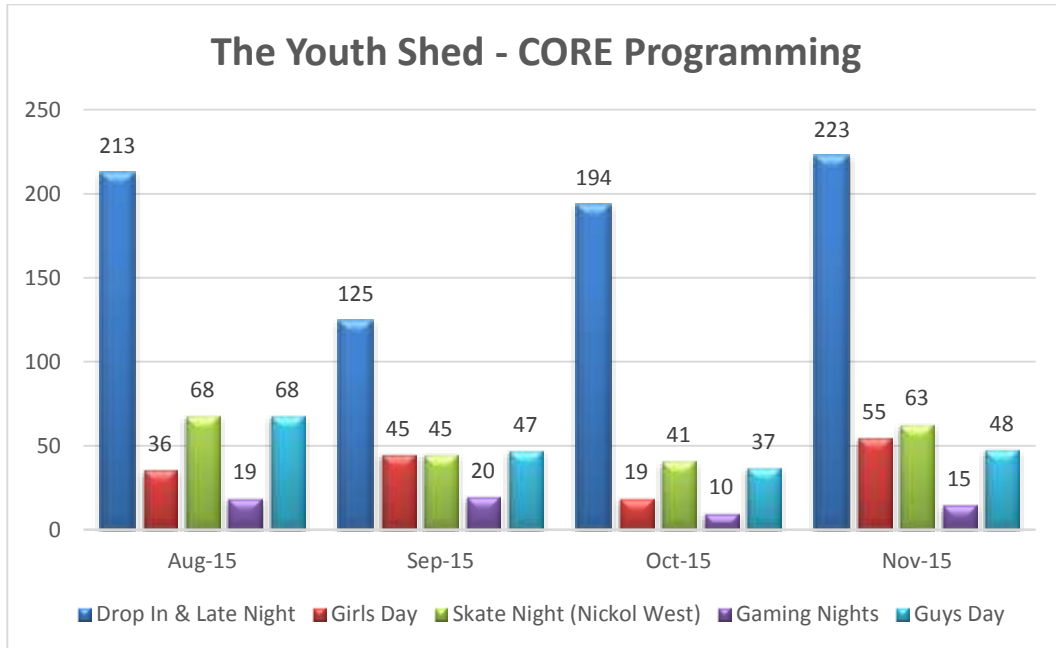
a) Computers for Communities

Applications were received and progressed as follows:

Millars Well P & C	10
Yaandina Family Centre	3
Yaandina Family Centre	5
Karratha Family Centre	4
SAFE	1
Karratha Community House	10
Ngaarda Media	12
Dampier Bowling Club	1

3.2 YOUTH SERVICES

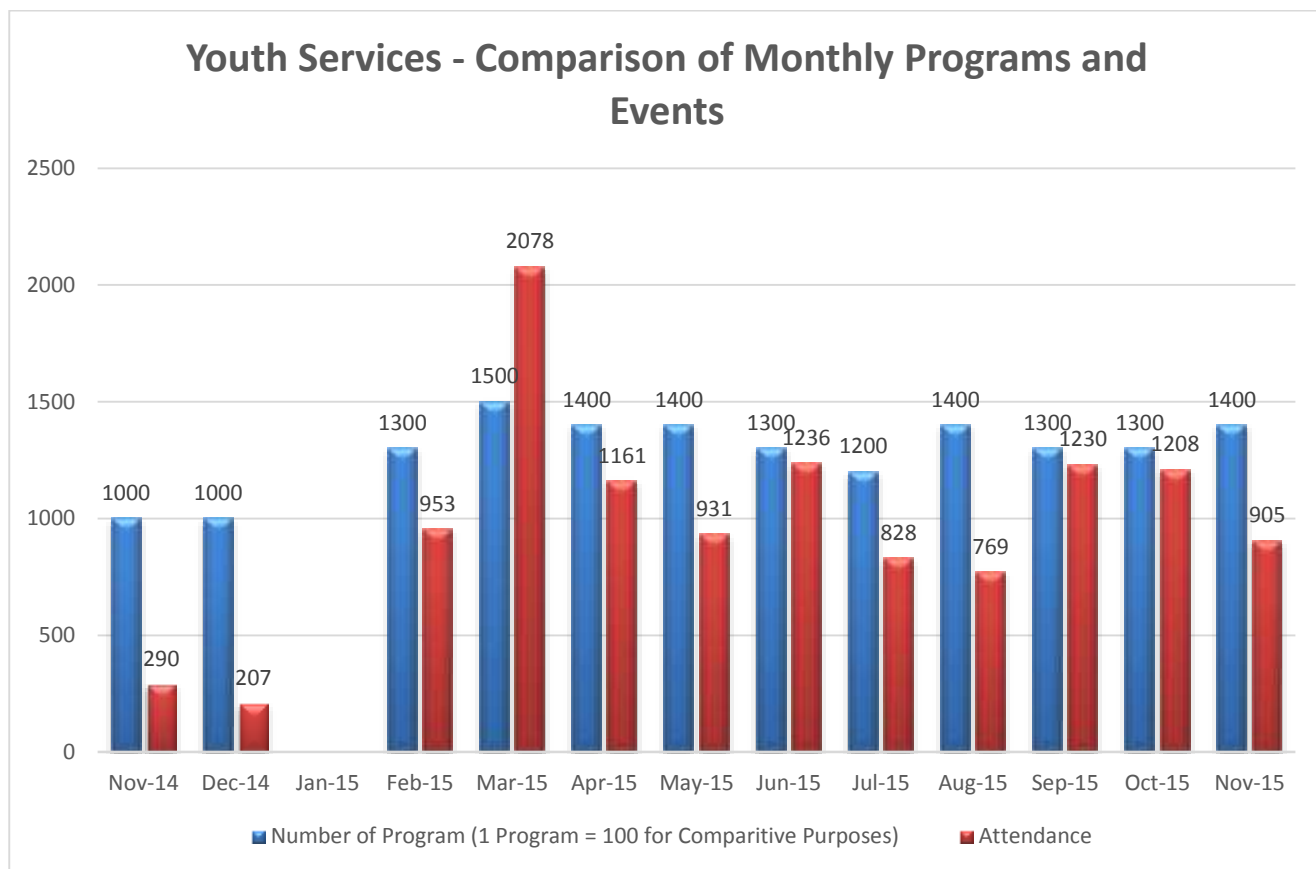
a) The Youth Shed – Core Programming



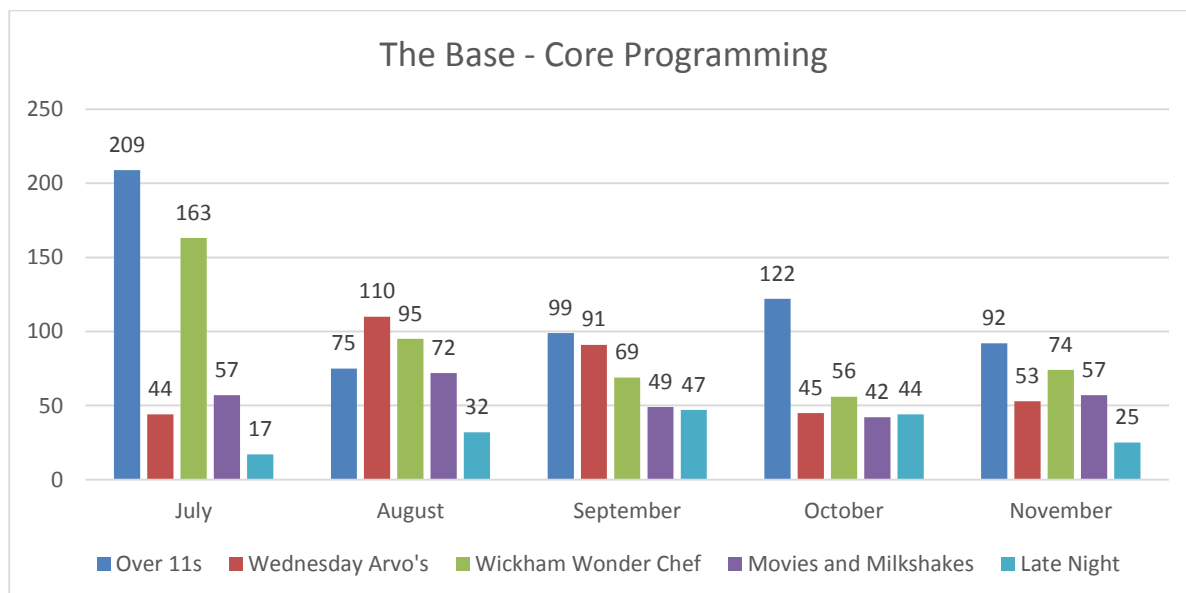
b) Youth Shed – Youth Events (Programs change monthly)

Program	July 2015	Aug 2015	Sept 2015	Oct 2015	Nov 2015
School Holiday Program The Youth Shed	406			390	
School Holiday Program The Base, Wickham	436			275	
Glow Rave - The Youth Shed			45		
Spring Classic - Skate and Scooter Workshops - City Wide					137
Laser Tag			22		34
Beats by the Park – Stage 2 Opening	20				

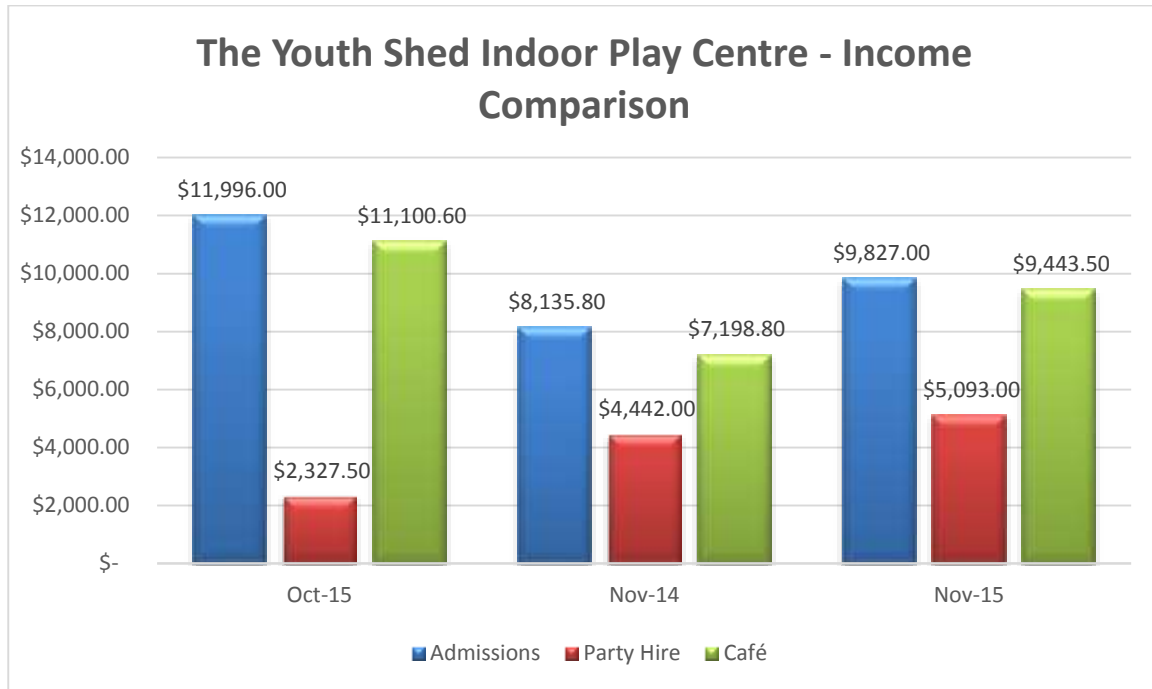
c) Comparison of Monthly Programs & Events



d) Eastern Corridor Youth Services – Regular Programming



e) Youth Shed Indoor Play Centre



14 MOTIONS OF WHICH PREVIOUS NOTICE HAS BEEN GIVEN

Nil.

15 QUESTIONS BY MEMBERS OF WHICH DUE NOTICE HAS BEEN GIVEN

Nil.

16 URGENT BUSINESS APPROVED BY THE PERSON PRESIDING OR BY DECISION

Nil.

17 MATTERS BEHIND CLOSED DOORS

OFFICER’S RECOMMENDATION / COUNCIL RESOLUTION

Res No : 153337
 MOVED : Cr Harris
 SECONDED : Cr Smeathers

In accordance with Section 5.23 (2) (e) (iii) of the *Local Government Act 1995*, that Council move in camera to discuss item:

17.1 CONFIDENTIAL ITEM – EXPRESSION OF INTEREST FOR THE PROVISION OF KERBSIDE WASTE AND RECYCLING COLLECTION SERVICES

17.2 CONFIDENTIAL ITEM – KARRATHA AIRPORT QANTAS LOUNGE AND OFFICE

17.3 CONFIDENTIAL ITEM – KARRATHA CITY CENTRE INFRASTRUCTURE WORKS PROGRAM

Also included is the following:

Major Event Sponsorship Scheme

CONFIDENTIAL ATTACHMENT TO ITEM 10.2 MAJOR EVENT SPONSORSHIP SCHEME

CONFIDENTIAL ATTACHMENT TO ITEM 12.1 AWARD OF PT SAMSON FORESHORE WORKS – STAGE 1 MILLER CLOSE

These matters if disclosed would reveal information about the business, professional, commercial or financial affairs of a person.

CARRIED

FOR : Cr Long, Cr Lally, Cr Bailey, Cr Bertling, Cr Cucel, Cr Harris, Cr Parsons, Cr Scott, Cr Smeathers, Cr Vandenberg, Cr White-Hartig
 AGAINST : Nil

Council moved in camera at 8.06 pm.

17.1 CONFIDENTIAL ITEM - EXPRESSION OF INTEREST FOR THE PROVISION OF KERBSIDE WASTE AND RECYCLING COLLECTION SERVICES

File No: CM.
Responsible Executive Officer: Director Strategic Projects & Infrastructure
Reporting Author: Manager Waste Services
Date of Report: 12 November 2015
Applicant/Proponent: Nil
Disclosure of Interest: Nil
Attachment(s) Nil

OFFICER’S RECOMMENDATION / COUNCIL RESOLUTION

Res No : 153338
MOVED : Cr Bailey
SECONDED : Cr Smeathers

That Council by SIMPLE Majority pursuant to Section 3.57 of the *Local Government Act 1995* RESOLVES to:

1. NOTE the outcome of collection services review as detailed in this report;
2. ENDORSE the calling of Expressions of Interest for Kerbside Waste and Recycling Collection Services;
3. ENDORSE the Scope of Works for the Kerbside Waste and Recycling Collection Services Expression of Interest as detailed in this report; and
4. ENDORSE the Expression of Interest evaluation criteria weighting as follows:

Criteria	Weighting
Price	50%
Relevant Experience	25%
Resourcing/Capacity	25%

CARRIED

FOR : Cr Long, Cr Lally, Cr Bailey, Cr Bertling, Cr Cucel, Cr Harris, Cr Parsons, Cr Scott, Cr Smeathers, Cr Vandenberg, Cr White-Hartig
AGAINST : Nil

17.2 CONFIDENTIAL ITEM - KARRATHA AIRPORT QANTAS LOUNGE AND OFFICE

File No: TT.63
Responsible Executive Officer: Director Strategic Projects & Infrastructure
Reporting Author: Airport Commercial Coordinator
Date of Report: 4 November 2015
Applicant/Proponent: Nil
Disclosure of Interest: Nil
Attachment(s) Leased Area Plan

OFFICER’S RECOMMENDATION / COUNCIL RESOLUTION

Res No : 153339
MOVED : Cr Lally
SECONDED : Cr Parsons

That Council SUPPORT the Officer’s recommendation as contained in the confidential report.

CARRIED

FOR : Cr Long, Cr Lally, Cr Bailey, Cr Bertling, Cr Cucel, Cr Harris, Cr Parsons, Cr Scott, Cr Smeathers, Cr Vandenberg, Cr White-Hartig
AGAINST : Nil

17.3 CONFIDENTIAL ITEM - KARRATHA CITY CENTRE INFRASTRUCTURE WORKS PROGRAM

File No:	LP.197
Responsible Executive Officer:	Director Development Services
Reporting Author:	Principal Statutory Planner
Date of Report:	30 November 2015
Applicant/Proponent:	LandCorp
Disclosure of Interest:	Nil
Attachment(s)	Plan showing portion of Lot 4231 recommended for City car parking reserve to be leased to Ibis Styles Hotel

OFFICER'S RECOMMENDATION / COUNCIL RESOLUTION

Res No	:	153340
MOVED	:	Cr Cucel
SECONDED	:	Cr Scott

That Council by SIMPLE Majority pursuant to Section 3.58 of the *Local Government Act 1995* RESOLVES to:

1. **ADVERTISE** the proposed disposition of the surplus portion of Lot 4231 (Lot 503 on Deposited Plan 406072);
2. **Subject to no material submissions being received during the advertising period, DISPOSE** of the surplus portion of Lot 4231 to the owner of the Ibis Styles Hotel on the following terms:
 - a) **An initial lease term of 10 years or a term of up to 15 years;**
 - b) **The purpose of Car Park;**
 - c) **A peppercorn rental on the understanding that the owner of the Ibis Styles Hotel:**
 - i. **Cover all costs for rates, utility charges, general outgoings and minor maintenance associated with the facility;**
 - ii. **Provide open access (within reason) to use the Car Park on a peppercorn basis.**
3. **OBTAIN approval from the Minister for Lands to the lease with the owner of the Ibis Styles Hotel; and**
4. **AUTHORISE execution of all leasing and land transfer documents (under seal if required) to effect the lease with the owner of the Ibis Styles Hotel.**

CARRIED

FOR	:	Cr Long, Cr Lally, Cr Bailey, Cr Bertling, Cr Cucel, Cr Harris, Cr Parsons, Cr Scott, Cr Smeathers, Cr Vandenberg, Cr White-Hartig
AGAINST	:	Nil

COUNCIL RESOLUTION

Res No : **153341**

MOVED : **Cr Smeathers**

SECONDED : **Cr Harris**

That Council move out of camera.

CARRIED

FOR : Cr Long, Cr Lally, Cr Bertling, Cr Bailey, Cr Cucel, Cr Harris, Cr Parsons, Cr Scott,
Cr Smeathers, Cr Vandenberg, Cr White-Hartig

AGAINST : Nil

Council moved out of camera at 8.14 pm.

18 CLOSURE & DATE OF NEXT MEETING

The meeting closed at 8.14 pm.

The next meeting will be held on Wednesday, 27 January 2016 at 6:30pm at Council Chambers - Welcome Road, Karratha.

I, Cr Peter Long, Mayor of the City of Karratha, hereby declare on behalf of the Councillors of the City of Karratha that the enclosed Minutes are a true and accurate record of the Ordinary Council Meeting held on Monday, 14 December 2015.

..... Date ____/____/____
Signed